

8. Apéndice técnico y materiales.

En esta sección se describen las bases de datos utilizadas en el informe así como los conceptos técnicos empleados en el informe. En cuanto a las bases de datos empleadas éstas son:

(1) La Tabla Input-Output (TIO) para el año 2000 de la Comunidad Valenciana, publicada por el IVE (www.ive.es), de la cual se han obtenido los datos para el cálculo de la tasa de cobertura de la demanda interna, la propensión exportadora y el grado de apertura externa.

(2) La base de datos de empresas utilizando SABI (Sistema de Análisis de Balances Ibéricos), publicada por Bureau van Dijk (sabi.bvdep.com).

(3) La base de datos de establecimientos comerciales de alimentación, elaborada por ALIMARKET (www.alimarket.es).

(4) La base de datos del índice de precios al consumo (IPC) y del índice de precios industriales (IPRI), publicado por el Instituto Nacional de Estadística INE (www.ine.es).

8.1. Tabla Input-Output 2000 de la Comunidad Valenciana.

Para el cálculo de la tasa de cobertura de la demanda interna, la propensión exportadora y el grado de apertura externa en la Comunidad Valenciana se ha utilizado la Tabla Input-Output, publicada por el IVE (www.ive.es). El último año disponible con información de la Tabla Input-Output (TIO) para la Comunidad Valenciana es 2000. La TIO contiene 84 sectores, habiendo una tabla de correspondencia entre estos sectores y los sectores CNAE 1993, aunque con distintos niveles de agregación.

Para cada sector analizado (CNAE 2 dígitos y sectores TIO) se han obtenido los siguientes indicadores:

- La tasa de cobertura de la demanda interna se define como la producción bruta menos exportaciones como porcentaje de la demanda doméstica, calculada como la producción bruta, menos las exportaciones más las importaciones.

- La propensión exportadora es igual a las exportaciones dividido por la producción bruta.

- El grado de apertura externa se calcula como la suma de las exportaciones e importaciones divididas por la producción bruta.

Comunitat Valenciana

CNAE-93	TIO	Sector	Grado de cobertura de la demanda interna	Propensión exportadora	Grado de apertura externa
01, 02	1 -5	Agricultura, ganadería, caza y silvicultura	42.8	58.6	114.0
05	6	Pesca	12.5	77.3	236.9
10,11,12	7	Extracción de productos energéticos			
13	8	Extracción de minerales metálicos			
14	9	Extracción de minerales no metálicos ni energéticos	40.7	13.2	139.8
15	10-15	Industria de productos alimenticios y elaboración de bebidas	140.7	58.0	139.5
16	16	Industria del tabaco	24.2	63.1	178.9
17	17-20	Textil y confección	27.8	79.9	132.1
18	21	Industria de la confección y la peletería	6.3	91.4	220.7
19	22-23	Cuero y calzado	43.6	74.5	107.5
20	24	Industria de la madera y el corcho	56.6	20.5	81.5
21	25	Industria del papel	22.7	72.3	166.5
22	26	Artes gráficas y edición	43.0	53.2	115.3
23	27	Refino de petróleo	55.0	11.6	84.0
24	28	Industria química	20.2	57.5	225.7
25	29	Fabricación de productos de caucho y materias plásticas	36.8	61.6	127.6
26	30-34	Fabricación de otros productos minerales no metálicos	56.0	77.9	95.3
27	35	Metalurgia	22.0	45.4	239.2
28	36-37	Fabricación de productos metálicos	48.8	51.8	102.3
29	38	Fabricación de maquinaria y equipo mecánico	24.5	48.4	207.1
30	39	Fabricación de máquinas de oficina y equipos informáticos	22.3	48.0	229.0
31	40	Fabricación de maquinaria y material eléctrico	34.5	41.4	152.7
32	41	Fabricación de material electrónico	9.1	23.5	784.5
33	42	Fabricación de instrumentos médicos y de precisión, óptica y relojería	8.1	76.1	348.4

34	43	Fabricación de vehículos de motor, remolques y semirremolques	11.5	88.3	178.7
35	44	Fabricación de otro material de transporte	27.5	58.3	168.4
36	45-47	Otras industrias manufactureras	60.9	64.7	87.4
37	48	Reciclaje	60.9	31.7	75.6
40	49	Producción y distribución de energía eléctrica, gas y vapor	99.0	0.0	1.0
41	50	Captación, depuración y distribución de agua	100.0	0.0	0.0
45	51	Construcción	100.0	0.0	0.0
50	52	Venta y reparación de vehículos; venta al por menor de combustible	100.0	23.3	23.3
51	53	Comercio mayorista e intermediarios del comercio	80.2	47.1	60.2
52	54	Comercio al por menor, reparación de efectos personales y domésticos	100.0	0.0	0.0
55	55-56	Hostelería y restauración	98.7	0.0	1.3
60	57-59	Transporte terrestre	70.7	39.3	64.5
61	60	Transporte marítimo	31.4	11.0	205.1
62	61	Transporte aéreo	24.5	85.1	131.1
63	62	Actividades anexas a los transportes	68.7	53.4	74.6
64	63	Correos y telecomunicaciones	84.4	20.2	35.0
65	64	Intermediación financiera	90.7	12.3	21.3
66	65	Seguros y planes de pensiones	85.0	20.4	34.4
67	66	Actividades auxiliares a la intermediación financiera	65.9	18.5	60.7
70	67	Actividades inmobiliarias	99.1	0.8	1.7
71	68	Alquiler de maquinaria, efectos personales, etc.	84.7	16.0	31.2
72	69	Actividades informáticas	29.4	46.8	174.8
73	70	Investigación y desarrollo	36.9	6.9	166.0
741	71	Actividades jurídicas y de asesoramiento administrativo	97.4	40.9	42.4
74R	72	Otros servicios a empresas	69.0	44.3	69.4
74	73-74	Servicios a empresas	77.2	43.1	59.9
75	73	Administración pública, defensa y seguridad social obligatoria	100.0	0.0	0.0
80	74-75	Educación	100.0	0.0	0.0
85	76-79	Sanidad	100.0	0.0	0.0
90	80	Actividades de saneamiento público	100.0	0.0	0.0
91	81	Actividades asociativas	97.7	0.0	2.4
92	82	Actividades recreativas, culturales y deportivas	92.8	12.5	19.3
93	83	Actividades diversas de servicios personales	100.0	0.0	0.0
95	84	Hogares que emplean personal doméstico	100.0	0.0	0.0

8.2. SABI (Sistema de Análisis de Balances Ibéricos).

SABI es una base de datos de empresas españolas y portuguesas con información anual sobre resultados contables y financieros. En la semana del

11 al 15 de enero de 2010 se realizó una descarga de datos de SABI desde la Universidad de Valencia con información para 1.147.937 empresas españolas. De ellas, 131.346 estaban domiciliadas en la Comunidad Valenciana.

La extracción contenía información sobre las siguientes variables: nombre de la empresa, NIF, sector principal de actividad (CNAE 1993 a cuatro dígitos), indicador de "status de actividad" (activa o extinguida) en el último año de actualización de la información de la empresa, fecha de actualización de información de la empresa, fecha de creación de la empresa, cifra de negocio en los años 2006 y 2007, número de empleados en 2006 y 2007.

Datos originales de la base de datos SABI (11 al 15 de enero de 2010) para la Comunidad Valenciana.

Variable	Obs	Mean	Std. Dev.	Min	Max
id	131346	65673.5	37916.47	1	131346
empresa	0				
nif	0				
cnae1993	131340	5380.824	1938.831	111	9305
status	0				
out2006	79500	1893.185	46286.73	0	1.13e+07
out2007	70228	2171.461	54719.84	0	1.30e+07
emp2006	65340	12.6903	229.4235	1	57300
emp2007	60279	13.59608	250.2592	1	59702

Después de seleccionar las empresas activas en el año 2007 con información sobre el sector de actividad, la base de datos se redujo de 109.045.

Variable	Obs	Mean	Std. Dev.	Min	Max
id	109045	67046.56	37818.45	1	131346
empresa	0				
nif	0				
cnae1993	109045	5451.849	1920.742	111	9305
status	0				
out2006	78608	1897.288	46541.62	0	1.13e+07
out2007	70225	2171.527	54721.01	0	1.30e+07
emp2006	64847	12.70085	230.2777	1	57300
emp2007	60263	13.59906	250.2924	1	59702

Por último, se procedió a imputar el volumen de negocio de 2006 como volumen de negocio de 2007 a aquellas empresas que estaban activas en 2007 pero de las que no se disponía de información sobre la cifra de negocio (9,4% de las empresas de muestra). Lo mismo se hizo con la información sobre el número de empleados. Cuando la cifra de negocio era inferior a 1000 euros se ha considerado que la empresa no daba información. Con estos ajustes el número final de empresas con información sobre cifra de negocio es de 77.822 y con información sobre empleo es de 69.809.

Variable	Obs	Mean	Std. Dev.	Min	Max
id	109045	67046.56	37818.45	1	131346
empresa	0				
nif	0				
cnae1993	109045	5451.849	1920.742	111	9305
output	77822	2091.122	52034.76	1	1.30e+07
emp	69809	12.76718	232.7948	1	59702

La tabla que aparece a continuación presenta la distribución sectorial de empresas de la Comunidad Valenciana contenidas en la base de datos de SABI. Las dos últimas columnas muestran el número total de empresas con asalariados y con más de 200 asalariados de la base de datos DIRCE (Directorio Central de Empresas del INE).

	SABI 2007	SABI 2007	SABI 2007	DIRCE 2007	DIRCE 2007
	Extracción original	Base de datos final	Base de datos final		
SECTORES CNAE 2 DÍGITOS			>200 asal.	Total con asal.	>200 asal.
01 Agricultura y ganadería	1841	1585	6	n.d.	n.d.
02 Selvicultura y explotación forestal	54	43	0	n.d.	n.d.
05 Pesca	193	168	0	n.d.	n.d.
10 Extracción y aglomeración de antracita, hulla, lignito y turba	12	11	0	1	0
11 Extracción de crudos de petróleo y gas natural	13	11	0	n.d.	n.d.
13 Extracción de minerales metálicos	6	5	0	1	0
14 Extracción de minerales no metálicos ni energéticos	397	315	4	205	2
15 Industria de productos alimenticios y bebidas	1654	1374	19	1758	23
16 Industria del tabaco	5	4	0	3	0
17 Industria textil	1777	1340	9	1560	9
18 Industria de la confección y de la peletería	875	601	1	736	4
19 Preparación curtido y acabado cuero; fabricación artículos marroquinería y viaje	3556	1986	1	2340	0
20 Industria de madera y corcho, excepto muebles; cestería y espartería	1466	1212	4	1605	4
21 Industria del papel	361	292	5	310	7
22 Edición, artes gráficas y reproducción de soportes grabados	1597	1318	1	1456	1
23 Coquerías, refino de petróleo y tratamiento de combustibles nucleares	10	5	1	1	1
24 Industria química	705	589	14	506	10
25 Fabricación de productos de caucho y materias plásticas	1096	866	8	943	8
26 Fabricación de otros productos minerales no metálicos	1815	1461	38	1799	40
27 Metalurgia	267	218	1	121	2
28 Fabricación de productos metálicos, excepto maquinaria y equipo	3085	2606	8	3464	5
29 Industria de la construcción de maquinaria y equipo mecánico	1316	1103	2	1356	4
30 Fabricación de máquinas de oficina y equipos informáticos	48	37	1	61	1
31 Fabricación de maquinaria y material eléctrico	406	314	3	256	0

32 Fabricación de material electrónico; fabricación equipo y aparatos radio, tv	93	76	2	62	1
33 Fabricación de equipo e instrumental médico-quirúrgico, de precisión, óptica y relojería	154	130	2	367	2
34 Fabricación de vehículos de motor, remolques y semirremolques	164	138	8	167	9
35 Fabricación de otro material de transporte	151	134	1	121	1
36 Fabricación de muebles; otras industrias manufactureras	2586	2037	5	2645	7
37 Reciclaje	129	108	1	24	1
40 Producción y distribución energía eléctrica, gas, vapor y agua caliente	619	520	0	117	0
41 Captación, depuración y distribución de agua	172	151	5	235	6
45 Construcción	10726	9127	11	30882	42
50 Venta, mantenimiento y reparación vehículos motor, motocicletas y ciclomotores	5018	4295	3	5812	4
51 Comercio al por mayor e intermediarios del comercio, excepto vehículos motor y motocicletas	17498	13856	47	15785	109
52 Comercio al por menor, excepto comercio vehículos motor, motocicletas y ciclomotores	12013	9879	14	28097	15
55 Hostelería	7267	6175	15	19699	23
60 Transporte terrestre; transporte por tuberías	2907	2402	6	7388	6
61 Transporte marítimo, de cabotaje y por vías de navegación interiores	78	62	1	22	0
62 Transporte aéreo y espacial	33	31	2	9	1
63 Actividades anexas a los transportes; actividades de agencias viajes	1779	1437	4	1768	5
64 Correos y telecomunicaciones	369	293	1	436	1
65 Intermediación financiera, excepto seguros y planes de pensiones	269	241	3	128	8
66 Seguros y planes de pensiones, excepto seguridad social obligatoria	138	126	0	37	2
67 Actividades auxiliares a la intermediación financiera	1129	1009	1	2140	1
70 Actividades inmobiliarias	25091	21709	17	12526	4
71 Alquiler maquinaria y equipo sin operario, efectos personales y enseres domésticos	1149	994	7	1390	5
72 Actividades informáticas	1275	1090	1	1245	1
73 Investigación y desarrollo	126	104	1	210	1
74 Otras actividades empresariales	11223	9745	80	17994	76
75 Administración Pública	30	27	1	n.d.	n.d.
80 Educación	1105	944	1	3484	11
85 Actividades sanitarias y veterinarias, servicio social	1689	1504	15	5329	23
90 Actividades de saneamiento público	47	43	1	401	10
91 Actividades asociativas	116	87	0	1762	5
92 Actividades recreativas, culturales y deportivas	2013	1725	10	4096	17
93 Actividades diversas de servicios personales	1629	1424	4	5996	0
Total grupos CNAE93	131340	109088	396	188858	518

Podemos combinar la información sobre producción sectorial según las empresas en SABI y según la TIO de la Comunidad Valenciana para evaluar el peso que tienen las empresas domiciliadas en la región (SABI) comparado con la producción total de los establecimientos localizados en la región (TIO).

8.3. La base de datos de establecimientos comerciales de alimentación, elaborada por ALIMARKET (www.alimarket.es).

Dentro del sector "52 Comercio al por menor, excepto comercio vehículo motor y motocicletas", la medición del grado de concentración en el subsector de la alimentación se ha realizado a través del censo de establecimientos de empresas de distribución minorista de base alimentaria de la Comunidad Valenciana en 2009. La información se obtuvo de la base de datos de Alimarket (www.alimarket.es). La base de datos contiene un total de 1877 establecimientos, de los cuales el 97,9% pertenece a una de las 32 empresas identificadas en el sector. Para cada establecimiento se conoce su dirección postal, fecha de apertura y la superficie en metros cuadrados, siendo esta última variable la utilizada para calcular los índices de concentración del sector.

Distribución minorista de base alimentaria de la Comunidad Valenciana.

	Superficie (m ²)	Cuota
MERCADONA, S.A.	361396	25,1
CONSUM, S COOP	272544	18,9
CC CARREFOUR, SA	103415	7,2
DIA, SA GRUPO	81139	5,6
JUAN FORNÉS FORNÉS, SA	77472	5,4
VIDAL EUROPA, SA	55200	3,8
ALDI SUPERMERCADOS, SL GRUPO	53516	3,7
GRUPO EROSKI	48912	3,4
MUSGRAVE	47235	3,3
LIDL SUPERMERCADOS, SA	33892	2,4
HIPERBER	30939	2,1
GRUPO AUCHAN	27459	1,9
SUC. PEDRO SORIANO	26620	1,8
HD COVALCO	25467	1,8

SUPERCOR, SA	23150	1,6
PRINCESALISMO	13900	1,0
UNIDE, S COOP	13785	1,0
TOTAL	1440620	

8.4. La base de datos de precios del índice de precios al consumo (IPC) y del índice de precios industriales (IPRI), publicada por el INE (www.ine.es).

Para el análisis de la evolución de los precios en la Comunidad Valenciana, así como su evolución en relación al resto de Comunidades Autónomas y a la media nacional, se han utilizado dos índices: el Índice de Precios al Consumo (IPC) y el Índice de Precios Industriales (IPRI), ambos publicados por el Instituto Nacional de Estadística (INE). El Índice de Precios al Consumo es una medida estadística de la evolución de los precios de los bienes y servicios que conforman la cesta de la compra de la población residente en viviendas familiares en España. La importancia de cada uno de los bienes y servicios incluidos en la cesta de la compra se obtiene a partir de la información sobre el consumo de las familias y esta información se tiene en cuenta a la hora de calcular el IPC. El IPC se presenta desglosado en rúbricas, subgrupos y sectores especiales. El IPRI es un indicador coyuntural que mide la evolución de los precios de los productos industriales fabricados y vendidos en el mercado interior en la primera etapa de su comercialización, es decir, de los precios de venta a salida de fábrica obtenidos por los establecimientos industriales en las transacciones que éstos efectúan, excluyendo los gastos de transporte y comercialización y el IVA facturado.

Para el análisis de la evolución de los distintos índices, así como para el cálculo de las tasas de divergencia utilizadas en el estudio, tanto

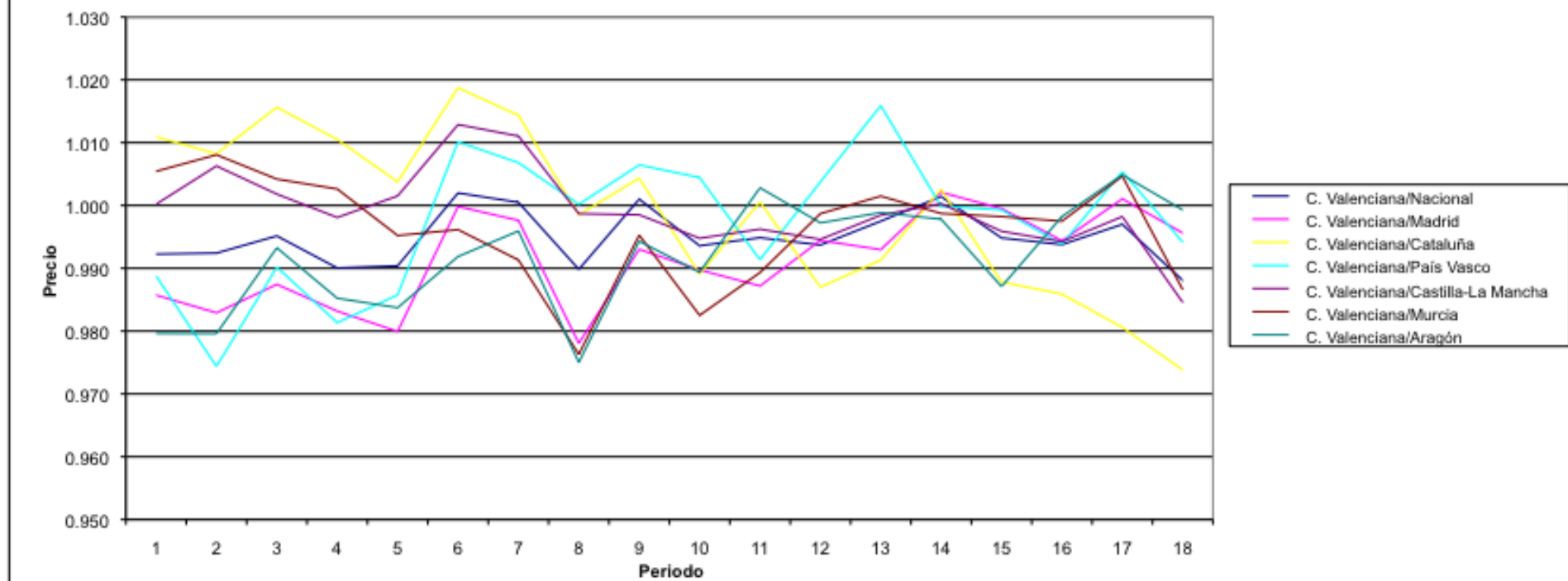
en relación al IPC como al IPRI, se han utilizado los datos mensuales desde enero de 2002 hasta diciembre de 2007. No obstante, a efectos de su presentación en el anexo, tanto en los cuadros como en los gráficos correspondientes, sólo se muestran los datos de enero, junio y diciembre de cada año. Los datos corresponden a la evolución de los índices de precios a nivel nacional y para todas las Comunidades Autónomas, y en la parte inferior de los cuadros se incluye la evolución de los índices de precios en la Comunidad Valenciana en relación a la media nacional y a las seis Comunidades Autónomas que pueden resultar más relevantes para la economía valenciana: Madrid, Cataluña, País Vasco, Castilla-La Mancha, Murcia y Aragón. La evolución de estos índices relativos de precios queda asimismo reflejada en los correspondientes gráficos, en los que el eje horizontal hace referencia a los dieciocho trimestres que componen el periodo analizado.

8.4.1. Rúbricas.

PRECIOS: Cereales y derivados
Indices por comunidades autónomas de rúbricas
 Unidades:Base 2006=100

	Indice																		
	Cereales y derivados																		
	2002M01	2002M06	2002M12	2003M01	2003M06	2003M12	2004M01	2004M06	2004M12	2005M01	2005M06	2005M12	2006M01	2006M06	2006M12	2007M01	2007M06	2007M12	
Nacional	92.289	93.086	94.187	94.554	95.182	95.44	95.891	96.936	97.233	97.979	97.789	98.658	99.578	100.024	100.349	100.918	102.231	106.327	
Andalucía	93.011	93.285	95.314	95.572	95.49	96.179	96.308	96.88	97.206	97.616	98.115	98.697	99.43	99.933	100.347	100.881	101.444	105.915	
Aragón	93.479	94.304	94.366	95.016	95.826	96.414	96.331	98.41	97.887	98.398	97.014	98.309	99.442	100.385	101.136	100.467	101.43	105.135	
Asturias (Principado de)	93.187	93.51	95.082	95.88	95.132	96.49	96.231	96.906	96.756	97.581	98.282	99.399	101.331	99.031	101.092	101.45	102.787	106.176	
Baleares (Illes)	92.146	92.328	92.951	93.726	95.38	96.85	97.441	97.968	96.677	98.269	98.105	98.974	98.505	100.327	99.499	100.532	102.174	106.037	
Canarias	93.129	95.575	96.706	97.031	98.472	98.637	99.056	98.505	98.282	98.232	98.073	98.748	98.577	99.955	100.811	101.584	104.194	108.649	
Cantabria	90.003	90.149	92.031	91.675	91.157	93.562	93.085	95.831	93.877	95.271	96.515	98.756	99.401	99.692	99.671	99.802	100.276	106.815	
Castilla y León	93.35	94.462	95.36	95.748	95.987	97.116	97.205	98.172	97.903	98.517	98.004	98.533	99.167	100.389	100.447	100.573	101.759	106.298	
Castilla - La Mancha	91.557	91.803	93.561	93.792	94.124	94.414	94.891	96.075	97.476	97.862	97.655	98.569	99.483	100.136	100.242	100.87	102.105	106.707	
Cataluña	90.585	91.626	92.288	92.639	93.913	93.871	94.582	96.095	96.909	98.425	97.233	99.329	100.201	99.91	101.063	101.725	103.941	107.884	
Comunitat Valenciana	91.575	92.38	93.73	93.613	94.267	95.63	95.939	95.95	97.331	97.351	97.287	98.037	99.329	100.165	99.83	100.29	101.924	105.06	
Extremadura	98.506	98.486	99.723	100.731	98.827	98.414	99.076	98.725	97.126	98.437	97.594	98.815	99.808	100.628	99.878	99.988	101.298	104.587	
Galicia	92.998	92.287	93.92	94.838	95.368	94.355	95.196	96.952	96.962	97.823	98.125	98.189	99.851	99.767	99.774	100.062	100.576	106.014	
Madrid (Comunidad de)	92.901	93.986	94.922	95.215	96.197	95.646	96.167	98.104	98.015	98.36	98.55	98.585	100.032	99.957	99.878	100.857	101.817	105.523	
Murcia (Región de)	91.08	91.641	93.338	93.368	94.72	96	96.779	98.279	97.793	99.084	98.337	98.165	99.182	100.293	100.007	100.541	101.452	106.488	
Navarra (Comunidad Foral de)	93.421	95.295	95.005	94.101	95.818	96.217	97.184	97.684	96.84	99.187	97.66	98.538	98.032	100.561	100.076	100.261	101.623	105.071	
País Vasco	92.614	94.809	94.66	95.393	95.628	94.671	95.291	95.933	96.707	96.921	98.133	97.671	97.776	100.178	99.901	100.914	101.378	105.678	
Rioja (La)	87.911	88.664	89.078	90.883	91.585	91.256	92.644	91.815	92.946	94.498	94.78	98.948	99.808	100.204	101.336	102.736	103.991	108.056	
Ceuta	99.259	99.951	101.624
Melilla	100.951	105.635	109.772
C. Valenciana/Nacional	0.992	0.992	0.995	0.990	0.990	1.002	1.001	0.990	1.001	0.994	0.995	0.994	0.997	1.001	0.995	0.994	0.997	0.988	
C. Valenciana/Madrid	0.986	0.983	0.987	0.983	0.980	1.000	0.998	0.978	0.993	0.990	0.987	0.994	0.993	1.002	1.000	0.994	1.001	0.996	
C. Valenciana/Cataluña	1.011	1.008	1.016	1.011	1.004	1.019	1.014	0.998	1.004	0.989	1.001	0.987	0.991	1.003	0.988	0.986	0.981	0.974	
C. Valenciana/País Vasco	0.989	0.974	0.990	0.981	0.986	1.010	1.007	1.000	1.006	1.004	0.991	1.004	1.016	1.000	0.999	0.994	1.005	0.994	
C. Valenciana/Castilla-La Mancha	1.000	1.006	1.002	0.998	1.002	1.013	1.011	0.999	0.999	0.995	0.996	0.995	0.998	1.000	0.996	0.994	0.998	0.985	
C. Valenciana/Murcia	1.005	1.008	1.004	1.003	0.995	0.996	0.991	0.976	0.995	0.983	0.989	0.999	1.001	0.999	0.998	0.998	1.005	0.987	
C. Valenciana/Aragón	0.980	0.980	0.993	0.985	0.984	0.992	0.996	0.975	0.994	0.989	1.003	0.997	0.999	0.998	0.987	0.998	1.005	0.999	

Precios: Cereales y derivados



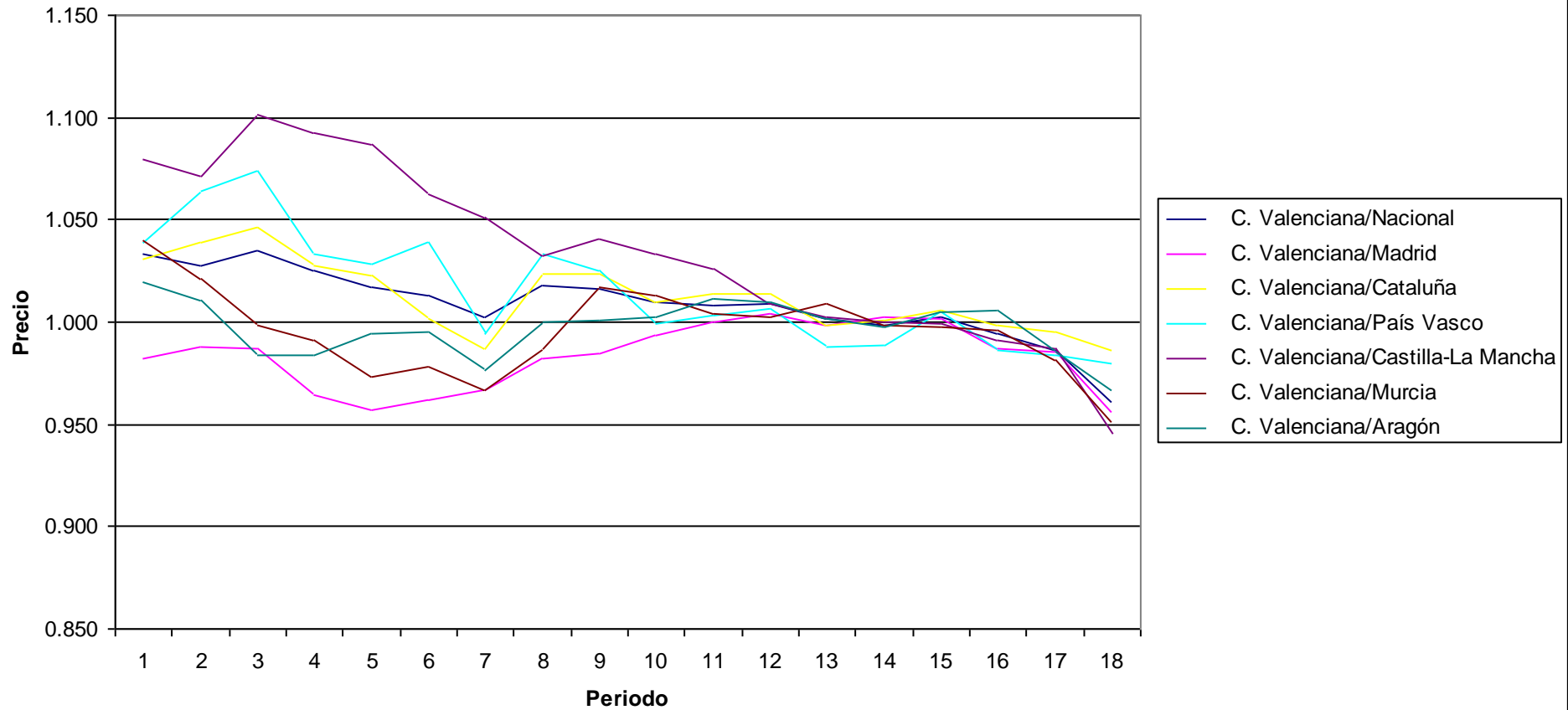
PRECIOS: Pan

Indices por comunidades autónomas de rúbricas

Unidades: Base 2006=100

	Indice																	
	2002M01	2002M06	2002M12	2003M01	2003M06	2003M12	2004M01	2004M06	2004M12	2005M01	2005M06	2005M12	2006M01	2006M06	2006M12	2007M01	2007M06	2007M12
Nacional	79,775	81,127	82,88	83,936	85,583	87,196	88,608	91,804	92,466	93,688	95,877	96,647	98,132	100,066	100,847	103,209	106,134	115,379
Andalucía	76,991	79,019	81,223	81,581	83,069	83,883	85,997	90,382	91,633	93,089	95,29	96,242	97,192	100,315	100,745	104,088	108,126	119,484
Aragón	80,821	82,499	87,154	87,449	87,569	88,797	90,921	93,443	93,902	94,308	95,63	96,523	98,132	100,136	100,602	102,066	106,19	114,682
Asturias (Principado de)	84,854	86,107	85,348	85,839	87,244	88,288	91,021	91,411	90,536	91,343	95,814	97,749	99,551	99,7	100,041	104,71	107,764	117,789
Balears (Illes)	79,83	81,003	80,683	80,739	84,657	85,779	86,679	90,864	90,26	90,762	94,675	94,463	94,602	101,368	101,234	101,257	106,497	111,201
Canarias	81,783	86,898	88,774	88,83	88,557	89,663	90,612	92,291	95,964	96,176	97,664	98,986	99,079	100,052	100,909	101,714	103,901	116,905
Cantabria	77,894	79,121	84,261	84,247	87,908	95,873	96,083	92,132	94,46	95,137	95,442	98,157	98,278	98,805	103,12	104,506	105,333	117,611
Castilla y León	76,827	78,065	79,936	80,582	81,759	82,726	84,755	89,906	90,243	91,824	94,667	94,761	97,303	100,447	100,552	101,938	106,275	116,357
Castilla - La Mancha	76,305	77,837	77,864	78,787	80,102	83,158	84,499	90,486	90,294	91,538	94,246	96,607	98,041	99,95	101,114	103,568	106,002	117,262
Cataluña	79,942	80,234	81,95	83,754	85,13	88,22	90,002	91,296	91,797	93,648	95,371	96,145	98,434	99,857	100,485	102,741	105,142	112,324
Comunitat Valenciana	82,395	83,387	85,763	86,061	87,046	88,359	88,817	93,414	93,972	94,571	96,693	97,482	98,313	99,931	101,068	102,615	104,66	110,767
Extremadura	83,594	86,062	86,378	86,919	88,107	96,104	96,51	96,389	99,294	99,86	100,146	99,918	100,134	97,904	102,613	105,545	107,251	118,15
Galicia	79,908	82,138	81,709	82,371	86,635	86,844	86,276	90,093	90,206	91,953	95,534	95,696	98,191	100,252	100,733	102,573	105,614	116,713
Madrid (Comunidad de)	83,886	84,397	86,901	89,215	90,965	91,881	91,857	95,089	95,476	95,204	96,661	97,108	98,476	99,684	100,865	103,922	106,194	115,98
Murcia (Región de)	79,253	81,662	85,878	86,846	89,451	90,365	91,842	94,616	92,364	93,382	96,333	97,278	97,415	100,074	101,294	103,008	106,682	116,537
Navarra (Comunidad Foral de)	77,389	81,644	81,746	81,947	85,977	86,026	86,058	92,726	93,304	93,999	97,251	97,146	97,175	100,586	101,279	102,878	105,288	114,846
País Vasco	79,318	78,373	79,877	83,269	84,676	85,055	89,299	90,436	91,645	94,637	96,394	96,821	99,548	101,055	100,601	104,085	106,409	113,012
Rioja (La)	78,252	81,716	84,191	84,367	85,53	86,795	88,17	90,028	90,188	91,882	95,015	96,422	98,594	99,981	101,858	103,565	106,093	112,215
Ceuta	100,215	108,398	109,431
Melilla	102,885	103,819	119,075
C. Valenciana/Nacional	1,033	1,028	1,035	1,025	1,017	1,013	1,002	1,018	1,016	1,009	1,009	1,009	1,002	0,999	1,002	0,994	0,986	0,960
C. Valenciana/Madrid	0,982	0,988	0,987	0,965	0,957	0,962	0,967	0,982	0,984	0,993	1,000	1,004	0,998	1,002	1,002	0,987	0,986	0,955
C. Valenciana/Cataluña	1,031	1,039	1,047	1,028	1,023	1,002	0,987	1,023	1,024	1,010	1,014	1,014	0,999	1,001	1,006	0,999	0,995	0,986
C. Valenciana/País Vasco	1,039	1,064	1,074	1,034	1,028	1,039	0,995	1,033	1,025	0,999	1,003	1,007	0,988	0,989	1,005	0,986	0,984	0,980
C. Valenciana/Castilla-La Mancha	1,080	1,071	1,101	1,092	1,087	1,063	1,051	1,032	1,041	1,033	1,026	1,009	1,003	1,000	1,000	0,991	0,987	0,945
C. Valenciana/Murcia	1,040	1,021	0,999	0,991	0,973	0,978	0,967	0,987	1,017	1,013	1,004	1,002	1,009	0,999	0,998	0,996	0,981	0,950
C. Valenciana/Aragón	1,019	1,011	0,984	0,984	0,994	0,995	0,977	1,000	1,001	1,003	1,011	1,010	1,002	0,998	1,005	1,005	0,986	0,966

Precios: Pan



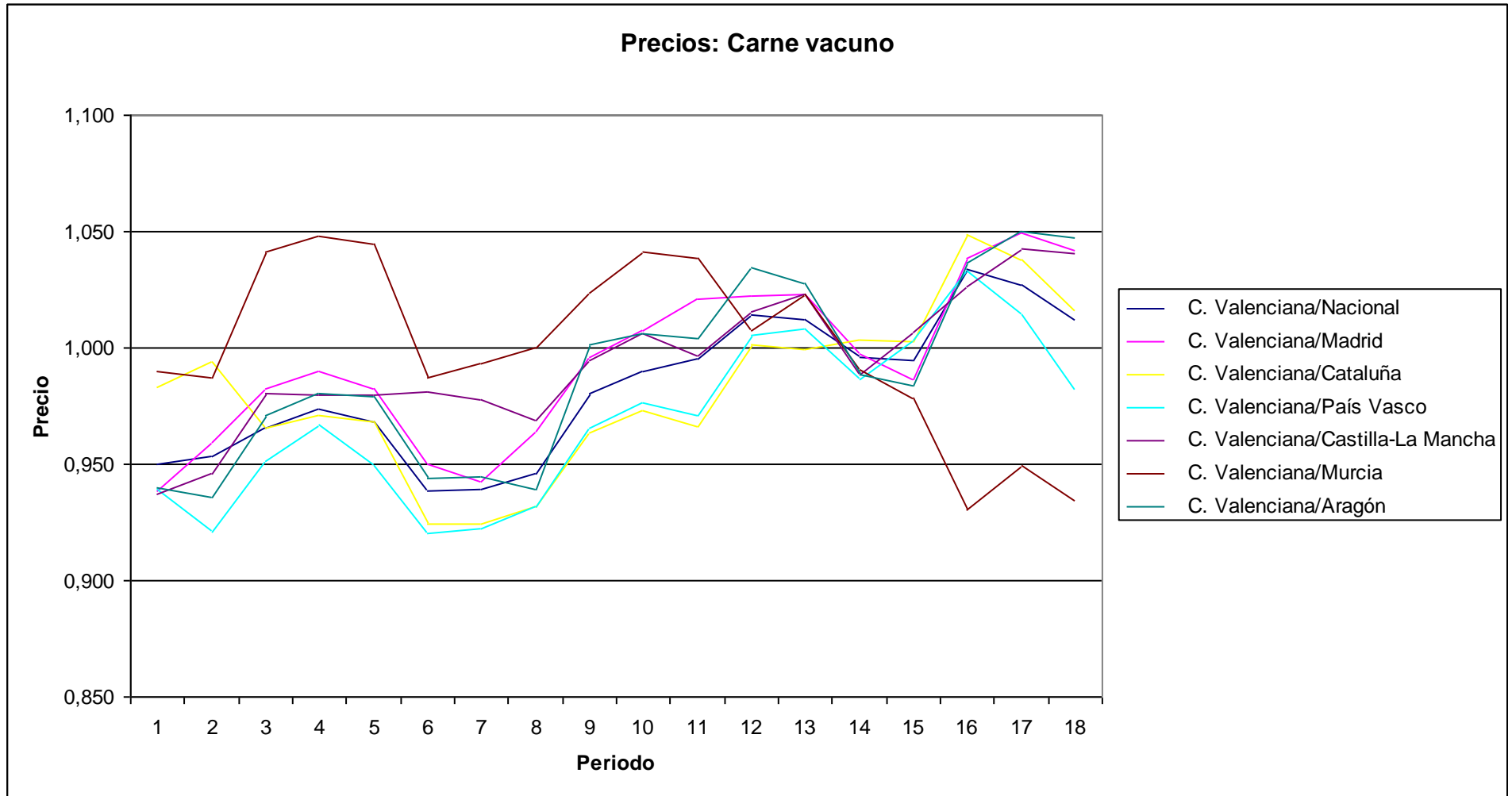
PRECIOS: Carne de vacuno

Indices por comunidades autónomas de rúbricas

Unidades: Base 2006=100

	Indice																	
	2002M01	2002M06	2002M12	2003M01	2003M06	2003M12	2004M01	2004M06	2004M12	2005M01	2005M06	2005M12	2006M01	2006M06	2006M12	2007M01	2007M06	2007M12
Nacional	80,975	82,597	84,815	85,019	85,319	87,421	87,512	87,413	90,048	90,3	91,246	95,891	96,932	99,476	103,361	104,8	105,585	108,136
Andalucía	78,307	82,069	83,121	83,105	83,796	85,545	84,972	84,851	88,079	88,552	90,478	94,896	95,893	100,096	103,815	103,792	105,924	108,363
Aragón	81,86	84,132	84,328	84,421	84,41	86,942	86,952	88,07	88,206	88,822	90,481	94,008	95,517	100,233	104,523	104,519	103,327	104,386
Asturias (Principado de)	82,612	84,204	85,705	85,373	86,938	89,495	89,023	89,597	92,082	91,854	91,291	97,105	98,302	99,166	103,673	104,227	102,659	107,156
Baleares (Illes)	73,846	75,4	77,871	77,608	78,246	81,529	81,461	81,503	83,31	84,033	87,317	94,683	97,515	100,799	101,956	102,162	101,25	107,073
Canarias	88,272	88,429	87,584	87,905	88,448	87,978	88,384	87,897	86,511	86,444	86,254	94,684	96,846	100,348	101,006	107,803	106,776	105,685
Cantabria	79,507	79,608	82,449	83,061	78,555	82,268	81,642	83,762	86,776	87,614	84,907	93,918	96,215	99,012	104,105	103,174	106,143	108,8
Castilla y León	82,165	85,197	86,241	86,422	86,551	88,357	88,601	89,145	91,086	91,31	91,417	95,864	96,751	99,639	103,041	104,797	107,959	111,162
Castilla - La Mancha	82,121	83,209	83,515	84,482	84,347	83,622	84,006	85,366	88,769	88,869	91,103	95,727	95,949	100,29	102,091	105,553	104,027	105,069
Cataluña	78,275	79,229	84,804	85,203	85,34	88,749	88,87	88,737	91,617	91,85	94,018	97,127	98,177	98,782	102,534	103,343	104,508	107,646
Comunitat Valenciana	76,943	78,721	81,876	82,75	82,624	82,06	82,161	82,707	88,304	89,38	90,818	97,227	98,134	99,105	102,803	108,366	108,467	109,35
Extremadura	80,273	85,435	84,286	84,543	85,228	86,661	86,462	86,931	89,608	89,965	91,626	95,433	95,636	100,552	102,507	104,637	112,125	113,09
Galicia	86,985	88,439	91,045	91,385	90,483	91,536	90,969	91,549	93,099	93,758	92,631	95,603	96,992	98,73	104,712	104,932	106,247	109,302
Madrid (Comunidad de)	81,99	82,045	83,353	83,593	84,103	86,376	87,179	85,769	88,691	88,744	88,981	95,137	95,954	99,376	104,219	104,365	103,379	104,927
Murcia (Región de)	77,744	79,768	78,615	78,954	79,093	83,129	82,729	82,705	86,245	85,862	87,446	96,514	95,922	100,026	105,043	116,437	114,247	117,11
Navarra (Comunidad Foral de)	84,118	82,118	84,953	85,566	87,066	88,815	88,918	87,762	88,972	87,282	89,859	93,09	96,166	99,299	103,356	104,946	106,814	109,589
País Vasco	81,925	85,488	86,073	85,6	87,007	89,2	89,054	88,746	91,476	91,576	93,516	96,721	97,357	100,477	102,469	104,859	106,948	111,36
Rioja (La)	79,105	80,184	80,234	79,408	79,532	82,26	84,135	86,163	92,604	92,693	91,114	98,577	99,373	100,794	99,789	101,024	103,092	106,679
Ceuta	100	95,192	95,986
Melilla	110,916	110,916	110,916
C. Valenciana/Nacional	0,950	0,953	0,965	0,973	0,968	0,939	0,939	0,946	0,981	0,990	0,995	1,014	1,012	0,996	0,995	1,034	1,027	1,011
C. Valenciana/Madrid	0,938	0,959	0,982	0,990	0,982	0,950	0,942	0,964	0,996	1,007	1,021	1,022	1,023	0,997	0,986	1,038	1,049	1,042
C. Valenciana/Cataluña	0,983	0,994	0,965	0,971	0,968	0,925	0,925	0,932	0,964	0,973	0,966	1,001	1,000	1,003	1,003	1,049	1,038	1,016
C. Valenciana/País Vasco	0,939	0,921	0,951	0,967	0,950	0,920	0,923	0,932	0,965	0,976	0,971	1,005	1,008	0,986	1,003	1,033	1,014	0,982
C. Valenciana/Castilla-La Mancha	0,937	0,946	0,980	0,979	0,980	0,981	0,978	0,969	0,995	1,006	0,997	1,016	1,023	0,988	1,007	1,027	1,043	1,041
C. Valenciana/Murcia	0,990	0,987	1,041	1,048	1,045	0,987	0,993	1,000	1,024	1,041	1,039	1,007	1,023	0,991	0,979	0,931	0,949	0,934
C. Valenciana/Aragón	0,940	0,936	0,971	0,980	0,979	0,944	0,945	0,939	1,001	1,006	1,004	1,034	1,027	0,989	0,984	1,037	1,050	1,048

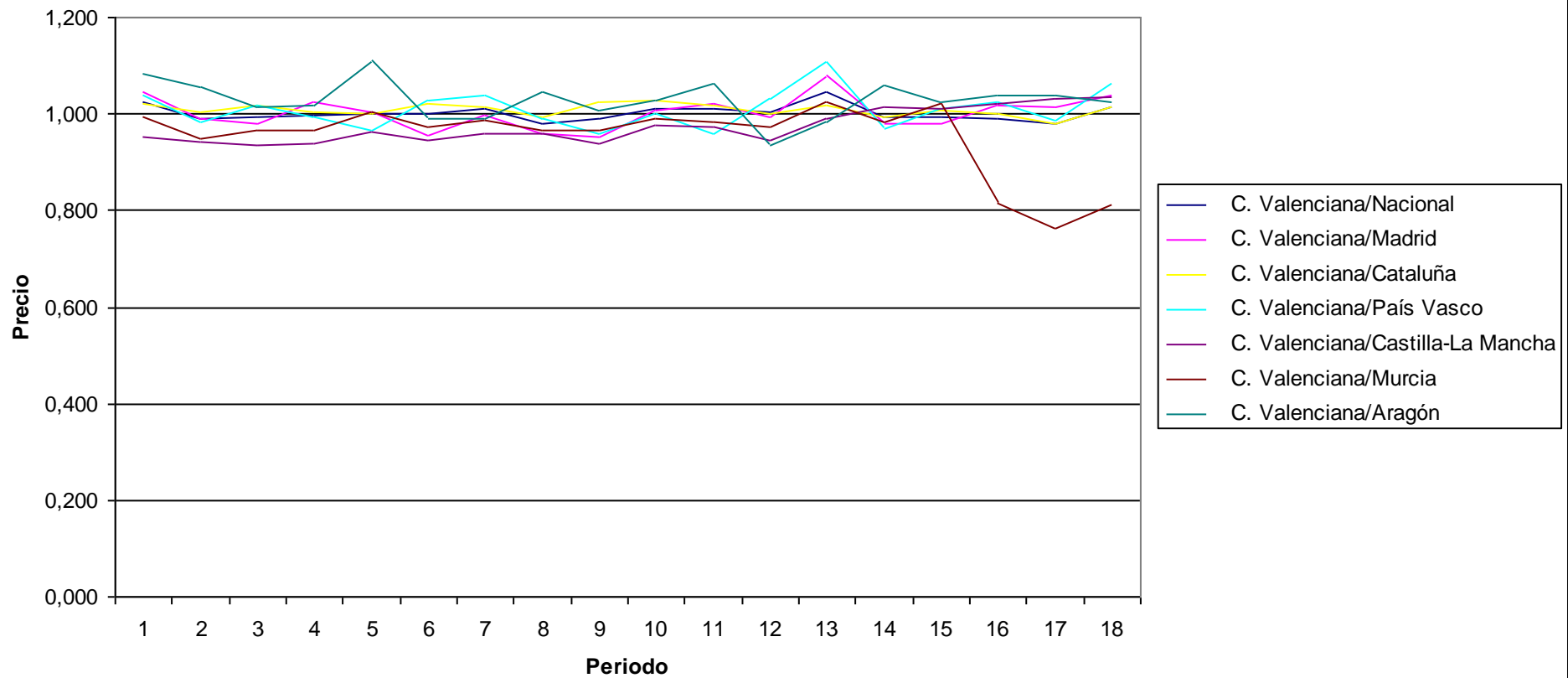
Precios: Carne vacuno



PRECIOS: Carne de ovino
Indices por comunidades autónomas de rúbricas
 Unidades: Base 2006=100

	Indice																	
	2002M01	2002M06	2002M12	2003M01	2003M06	2003M12	2004M01	2004M06	2004M12	2005M01	2005M06	2005M12	2006M01	2006M06	2006M12	2007M01	2007M06	2007M12
Nacional	89,083	73,903	90,431	86,227	79,418	95,296	93,56	82,298	101,816	98,714	87,845	120,45	113,497	90,895	102,274	98,871	93,435	112,443
Andalucía	92,791	74,547	96,224	93,961	82,422	102,573	98,973	85,053	103,497	100,785	89,009	124,889	115,706	89,427	106,074	102,008	93,447	111,818
Aragón	84,282	69,352	88,545	84,333	71,722	96,211	95,311	77,167	100,175	97,376	83,597	129,096	120,947	85,268	99,333	94,105	88,147	110,963
Asturias (Principado de)	79,28	71,678	91,756	82,602	79,557	86,528	85,717	78,432	98,912	95,814	78,661	106,528	95,056	89,655	107,991	102,099	89,452	109,918
Baleares (Illes)	85,157	73,591	86,201	83,73	77,487	92,648	89,857	83,286	101,161	98,778	88,089	114,981	112,296	91,465	103,478	102,739	97,31	109,739
Canarias	84,544	78,725	88,475	87,524	83,788	84,95	85,367	86,053	90,511	92,231	91,742	102,385	100,76	97,859	104,398	109,913	117,646	127,985
Cantabria	94,569	82,323	98,686	96,466	83,377	97,467	91,005	88,393	100,151	96,775	91,811	112,543	105,702	93,444	106,719	104,672	99,684	110,434
Castilla y León	91,547	75,708	91,745	87,012	80,359	93,755	91,765	83,181	103,617	98,612	88,081	117,154	106,641	91,594	103,01	96,98	92,126	110,594
Castilla - La Mancha	95,721	77,528	96,091	91,558	82,617	100,576	98,364	84,035	107,178	102,409	91,438	127,967	120,104	89,173	100,705	95,947	88,79	109,916
Cataluña	89,122	72,971	88,399	85,716	79,484	93,183	93,198	81,388	98,442	97,365	87,458	120,64	116,665	90,899	100,868	97,635	93,36	112,173
Comunitat Valenciana	91,157	73,146	89,91	85,949	79,555	95,253	94,53	80,739	100,775	99,951	88,883	120,841	118,752	90,358	101,753	97,836	91,496	113,888
Extremadura	94,902	75,114	90,957	88,111	79,4	96,137	93,74	85,528	106,034	102,27	86,286	124,467	118,426	87,279	106,405	102,828	93,229	113,628
Galicia	84,169	79,017	91,029	88,356	82,012	95,311	94,916	85,979	100,288	100,222	89,073	112,51	106,685	91,946	106,159	102,997	94,467	105,588
Madrid (Comunidad de)	87,314	73,8	91,816	83,825	79,23	99,497	94,677	84,164	105,921	99,116	87,179	121,641	109,839	92,324	103,804	96,194	90,293	109,778
Murcia (Región de)	91,761	77,101	93,017	88,964	79,133	97,729	95,934	83,543	104,482	100,952	90,244	124,08	116,005	91,932	99,6	120,206	119,942	140,057
Navarra (Comunidad Foral de)	88,02	75,153	85,109	81,44	79,082	88,231	86,616	80,904	93,368	92,255	84,001	114,147	113,298	91,856	100,464	98,237	93,167	106,765
País Vasco	87,917	74,4	88,49	86,563	82,228	92,58	90,935	81,511	105,059	99,974	92,628	117,083	107,371	93,249	100,529	95,366	92,615	107,02
Rioja (La)	83,394	67,717	84,472	81,435	77,094	89,944	90,529	82,912	101,752	99,894	89,003	115,006	112,034	94,83	97,789	94,032	90,155	103,242
Ceuta	100	100	100
Melilla	103,371	78,277	91,173
C. Valenciana/Nacional	1,023	0,990	0,994	0,997	1,002	1,000	1,010	0,981	0,990	1,013	1,012	1,003	1,046	0,994	0,995	0,990	0,979	1,013
C. Valenciana/Madrid	1,044	0,991	0,979	1,025	1,004	0,957	0,998	0,959	0,951	1,008	1,020	0,993	1,081	0,979	0,980	1,017	1,013	1,037
C. Valenciana/Cataluña	1,023	1,002	1,017	1,003	1,001	1,022	1,014	0,992	1,024	1,027	1,016	1,002	1,018	0,994	1,009	1,002	0,980	1,015
C. Valenciana/País Vasco	1,037	0,983	1,016	0,993	0,967	1,029	1,040	0,991	0,959	1,000	0,960	1,032	1,106	0,969	1,012	1,026	0,988	1,064
C. Valenciana/Castilla-La Mancha	0,952	0,943	0,936	0,939	0,963	0,947	0,961	0,961	0,940	0,976	0,972	0,944	0,989	1,013	1,010	1,020	1,030	1,036
C. Valenciana/Murcia	0,993	0,949	0,967	0,966	1,005	0,975	0,985	0,966	0,965	0,990	0,985	0,974	1,024	0,983	1,022	0,814	0,763	0,813
C. Valenciana/Aragón	1,082	1,055	1,015	1,019	1,109	0,990	0,992	1,046	1,006	1,026	1,063	0,936	0,982	1,060	1,024	1,040	1,038	1,026

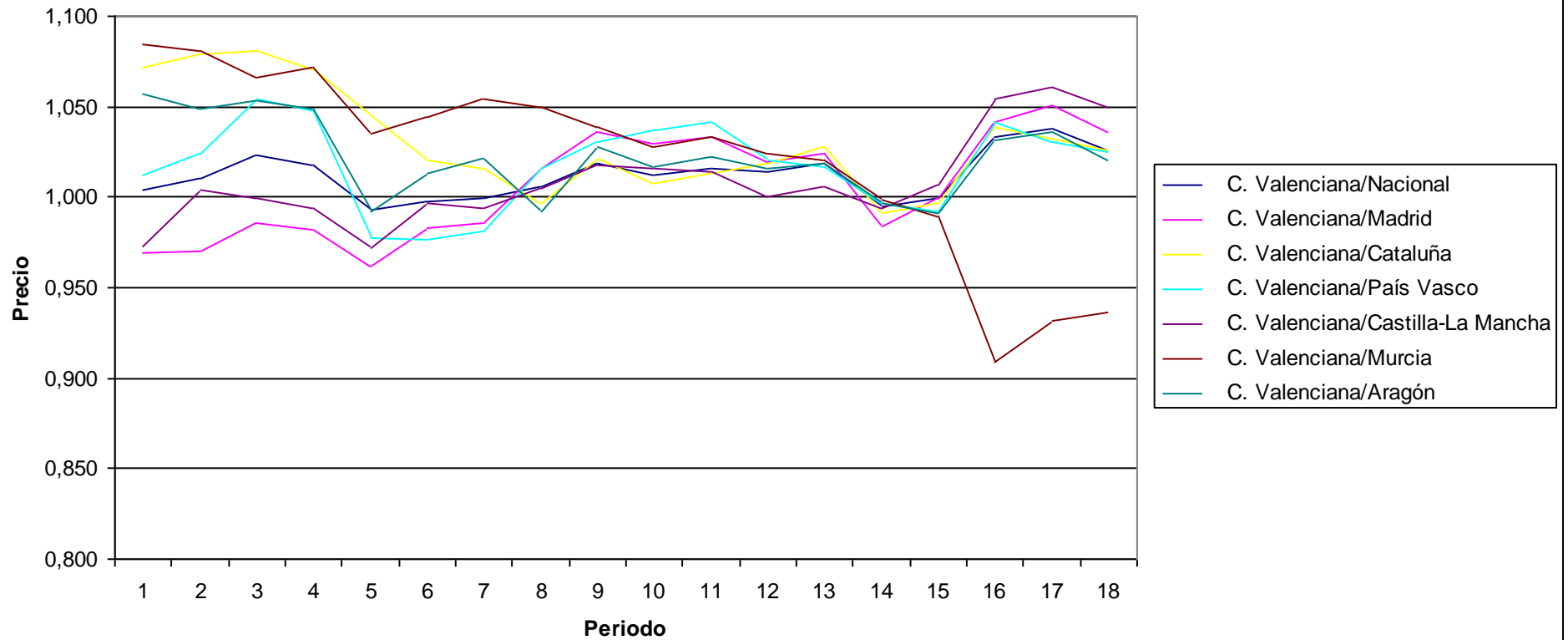
Precios: Carne de ovino



PRECIOS: Carne de porcino
Indices por comunidades autónomas de rúbricas
 Unidades:Base 2006=100

	Indice																	
	2002M01	2002M06	2002M12	2003M01	2003M06	2003M12	2004M01	2004M06	2004M12	2005M01	2005M06	2005M12	2006M01	2006M06	2006M12	2007M01	2007M06	2007M12
Nacional	87,252	88,584	87,738	87,893	87,591	89,827	89,796	93,691	94,127	94,897	95,363	96,392	96,895	99,175	101,472	102,279	102,57	103,027
Andalucía	87,602	89,052	88,119	88,464	87,851	90,853	90,63	93,777	95,093	95,931	95,36	96,284	96,444	98,857	101,059	100,843	100,712	102,305
Aragón	82,869	85,381	85,21	85,262	87,601	88,397	87,903	94,977	93,311	94,502	94,748	96,173	96,912	98,99	102,278	102,496	102,733	103,526
Asturias (Principado de)	90,922	89,901	87,812	87,936	86,342	90,516	89,425	93,617	96,312	96,405	96,333	99,115	99,272	100,143	99,735	101,141	100,052	105,198
Balears (Illes)	81,055	83,196	85,836	85,99	86,065	88,751	87,826	92,627	93,403	94,623	95,996	95,415	95,487	100,084	102,104	101,287	102,095	101,913
Canarias	100,352	98,051	98,02	97,926	97,148	98,276	98,875	99,409	99,795	99,246	97,475	98,181	98,65	99,286	102,171	111,675	110,57	111,541
Cantabria	82,918	84,897	85,202	86,533	83,882	86,041	87,051	89,914	92,405	93,815	92,173	93,82	94,86	98,098	104,889	104,797	103,829	105,253
Castilla y León	88,481	90,578	86,396	86,735	86,297	88,276	88,17	93,051	92,574	92,535	94,928	95,102	95,859	98,652	102,183	101,647	102,139	100,859
Castilla - La Mancha	90,038	89,154	89,842	89,939	89,483	89,853	90,295	93,773	94,206	94,604	95,58	97,716	98,127	99,219	100,726	100,236	100,362	100,683
Cataluña	81,775	82,964	83,09	83,495	83,181	87,798	88,326	94,558	93,898	95,379	95,668	95,923	96,066	99,556	101,749	101,763	103,122	103,023
Comunitat Valenciana	87,609	89,516	89,792	89,419	86,938	89,568	89,746	94,265	95,872	96,064	96,891	97,729	98,695	98,657	101,366	105,718	106,422	105,66
Extremadura	93,257	93,336	91,619	91,362	91,62	89,281	89,355	94,183	95,77	96,907	96,415	97,105	97,834	98,497	100,829	99,969	100,916	99,286
Galicia	89,748	92,279	90,835	91,421	92,038	92,776	92,747	93,783	92,808	93,785	96,08	96,757	97,683	99,595	100,829	99,78	99,613	100,949
Madrid (Comunidad de)	90,431	92,294	91,105	91,059	90,401	91,088	91,017	92,814	92,535	93,341	93,742	95,826	96,374	100,323	101,445	101,522	101,323	101,987
Murcia (Región de)	80,801	82,829	84,196	83,439	84,01	85,745	85,136	89,791	92,279	93,497	93,739	95,412	96,715	98,781	102,421	116,338	114,198	112,862
Navarra (Comunidad Foral de)	87,548	88,297	88,016	86,557	86,377	86,829	86,465	90,558	91,387	93,341	93,845	96,856	97,233	99,618	103,118	103,987	105,255	108,374
País Vasco	86,561	87,406	85,147	85,301	88,978	91,688	91,436	92,77	93,038	92,62	93,015	95,789	97,051	98,952	102,174	101,477	103,258	103,094
Rioja (La)	90,05	90,452	86,457	85,087	86,995	87,36	84,889	91,525	90,533	91,379	95,302	96,901	97,438	98,335	102,084	101,318	100,628	100,844
Ceuta	100,466	99,997	106,313
Melilla	97,688	100,723	104,445
C. Valenciana/Nacional	1,004	1,011	1,023	1,017	0,993	0,997	0,999	1,006	1,019	1,012	1,016	1,014	1,019	0,995	0,999	1,034	1,038	1,026
C. Valenciana/Madrid	0,969	0,970	0,986	0,982	0,962	0,983	0,986	1,016	1,036	1,029	1,034	1,020	1,024	0,983	0,999	1,041	1,050	1,036
C. Valenciana/Cataluña	1,071	1,079	1,081	1,071	1,045	1,020	1,016	0,997	1,021	1,007	1,013	1,019	1,027	0,991	0,996	1,039	1,032	1,026
C. Valenciana/País Vasco	1,012	1,024	1,055	1,048	0,977	0,977	0,982	1,016	1,030	1,037	1,042	1,020	1,017	0,997	0,992	1,042	1,031	1,025
C. Valenciana/Castilla-La Mancha	0,973	1,004	0,999	0,994	0,972	0,997	0,994	1,005	1,018	1,015	1,014	1,000	1,006	0,994	1,006	1,055	1,060	1,049
C. Valenciana/Murcia	1,084	1,081	1,066	1,072	1,035	1,045	1,054	1,050	1,039	1,027	1,034	1,024	1,020	0,999	0,990	0,909	0,932	0,936
C. Valenciana/Aragón	1,057	1,048	1,054	1,049	0,992	1,013	1,021	0,993	1,027	1,017	1,023	1,016	1,018	0,997	0,991	1,031	1,036	1,021

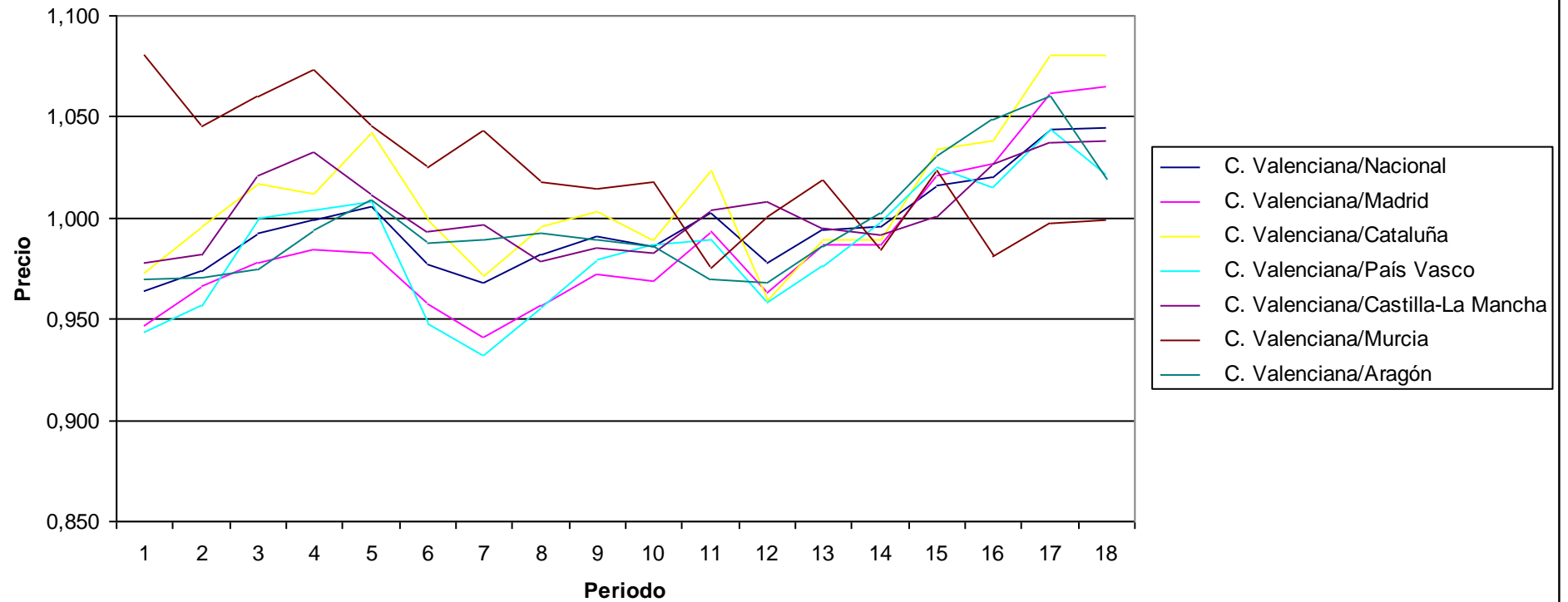
Precios: Carne de porcino



PRECIOS: Carne de ave
Indices por comunidades autónomas de rúbricas
 Unidades:Base 2006=100

	Indice																	
	2002M01	2002M06	2002M12	2003M01	2003M06	2003M12	2004M01	2004M06	2004M12	2005M01	2005M06	2005M12	2006M01	2006M06	2006M12	2007M01	2007M06	2007M12
Nacional	80,46	84,081	84,948	85,571	87,197	89,173	87,473	94,196	96,548	96,869	100,321	92,413	98,189	101,334	104,33	103,097	109,657	114,942
Andalucía	77,982	82,285	83,252	83,989	86,564	88,212	84,882	92,09	95,817	96,733	100,632	91,088	98,345	101,214	106,009	103,225	112,24	115,832
Aragón	79,942	84,379	86,512	86,031	86,9	88,213	85,607	93,224	96,68	96,865	103,654	93,364	98,997	100,676	102,922	100,307	107,952	117,894
Asturias (Principado de)	83,061	84,565	86,531	84,77	87,325	92,305	90,912	95,901	97,008	96,777	102,76	91,796	96,659	101,367	104,982	104,979	110,494	115,612
Balears (Illes)	81,702	88,93	90,043	89,34	88,335	86,587	85,097	94,881	95,212	95,071	99,016	90,793	96,243	98,999	104,899	103,358	106,731	111,624
Canarias	88,541	89,673	90,441	90,507	90,207	93,172	92,88	95,809	96,45	96,475	97,284	98,384	98,868	99,436	100,95	108,055	111,324	119,043
Cantabria	73,263	78,175	79,999	79,328	79,711	86,341	85,471	87,956	93,131	92,856	97,206	90,574	96,68	102,544	104,967	103,233	111,681	112,62
Castilla y León	78,471	82,619	83,182	83,82	87,063	87,758	85,932	95,154	97,066	98,167	100,871	88,419	96,573	101,633	105,627	102,734	111,332	115,234
Castilla - La Mancha	79,308	83,353	82,547	82,83	86,702	87,72	84,99	94,523	97,056	97,183	100,159	89,644	98,164	101,754	105,947	102,415	110,291	115,696
Cataluña	79,67	82,205	82,851	84,512	84,148	87,212	87,141	92,886	95,374	96,519	98,245	94,234	98,717	102,05	102,546	101,287	105,941	111,193
Comunitat Valenciana	77,542	81,859	84,281	85,505	87,695	87,141	84,666	92,497	95,645	95,492	100,554	90,369	97,638	100,945	106,051	105,171	114,449	120,11
Extremadura	86,383	90,792	93,808	91,735	91,189	92,544	90,878	96,32	101,781	100,761	102,879	90,04	97,993	102,091	104,557	100,486	107,637	113,263
Galicia	92,621	96,137	94,683	94,675	94,373	97,978	96,828	99,746	97,484	97,152	99,467	96,621	97,685	98,473	103,137	103,136	105,642	111,336
Madrid (Comunidad de)	81,887	84,736	86,208	86,897	89,204	90,986	89,947	96,685	98,377	98,541	101,201	93,827	98,944	102,305	103,907	102,435	107,795	112,754
Murcia (Región de)	71,749	78,312	79,482	79,696	83,873	85,01	81,156	90,88	94,256	93,847	103,122	90,336	95,887	102,578	103,617	107,16	114,757	120,179
Navarra (Comunidad Foral de)	87,942	91,423	89,731	89,639	90,122	91,935	89,862	94,918	98,866	97,315	99,878	96,894	99,85	100,365	101,27	102,269	108,203	115,307
País Vasco	82,155	85,578	84,274	85,189	86,991	91,949	90,78	96,762	97,623	96,729	101,651	94,272	100,009	101,106	103,495	103,613	109,659	117,645
Rioja (La)	82,667	85,468	87,745	87,155	91,866	91,486	90,065	94,07	96,496	95,611	97,569	92,116	99,876	100,422	100,601	98,696	104,52	112,78
Ceuta	100,451	104,062	108,995
Melilla	110,53	113,674	115,11
C. Valenciana/Nacional	0,964	0,974	0,992	0,999	1,006	0,977	0,968	0,982	0,991	0,986	1,002	0,978	0,994	0,996	1,016	1,020	1,044	1,045
C. Valenciana/Madrid	0,947	0,966	0,978	0,984	0,983	0,958	0,941	0,957	0,972	0,969	0,994	0,963	0,987	0,987	1,021	1,027	1,062	1,065
C. Valenciana/Cataluña	0,973	0,996	1,017	1,012	1,042	0,999	0,972	0,996	1,003	0,989	1,024	0,959	0,989	0,989	1,034	1,038	1,080	1,080
C. Valenciana/País Vasco	0,944	0,957	1,000	1,004	1,008	0,948	0,933	0,956	0,980	0,987	0,989	0,959	0,976	0,998	1,025	1,015	1,044	1,021
C. Valenciana/Castilla-La Mancha	0,978	0,982	1,021	1,032	1,011	0,993	0,996	0,979	0,985	0,983	1,004	1,008	0,995	0,992	1,001	1,027	1,038	1,038
C. Valenciana/Murcia	1,081	1,045	1,060	1,073	1,046	1,025	1,043	1,018	1,015	1,018	0,975	1,000	1,018	0,984	1,023	0,981	0,997	0,999
C. Valenciana/Aragón	0,970	0,970	0,974	0,994	1,009	0,988	0,989	0,992	0,989	0,986	0,970	0,968	0,986	1,003	1,030	1,048	1,060	1,019

Precios: Carne de ave



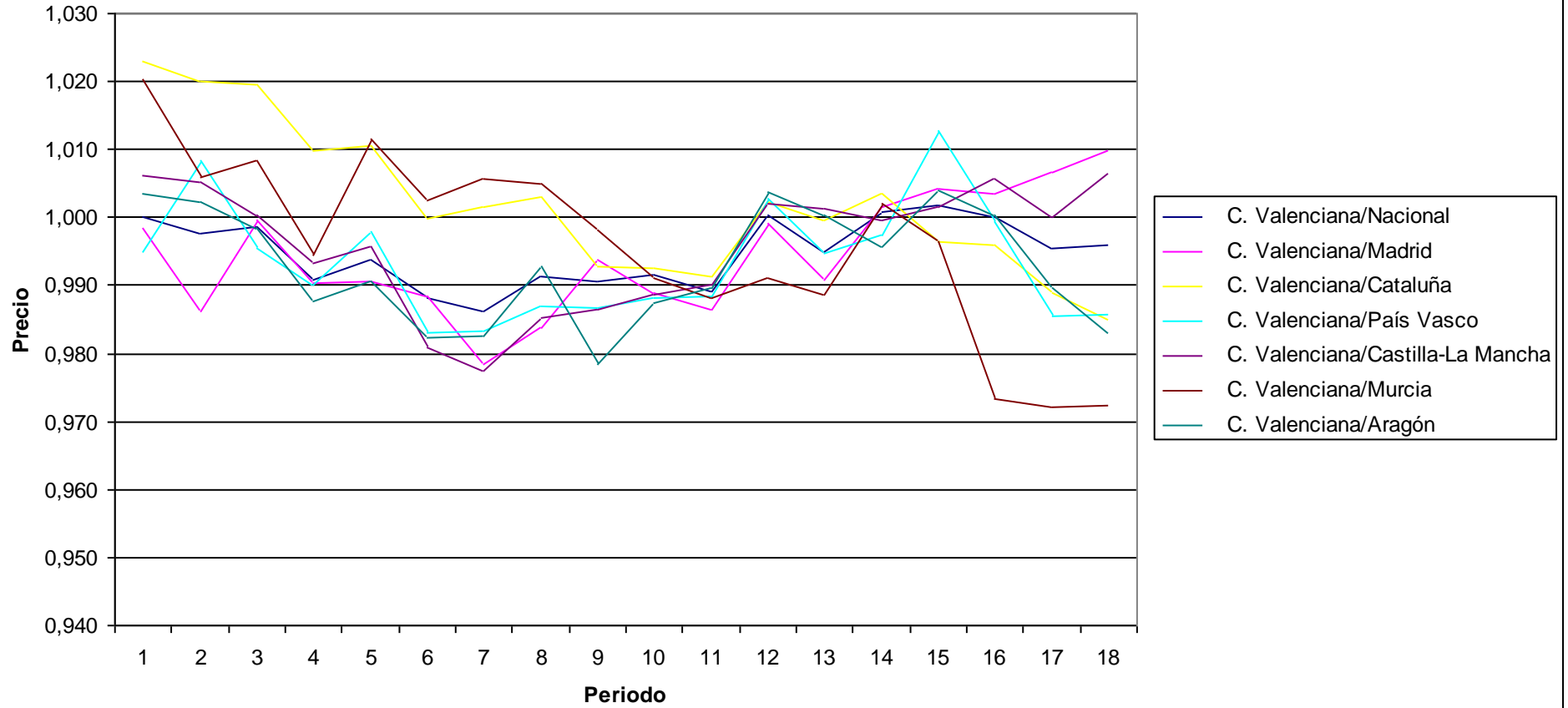
PRECIOS: Otras carnes

Indices por comunidades autónomas de rúbricas

Unidades: Base 2006=100

	Indice																	
	2002M01	2002M06	2002M12	2003M01	2003M06	2003M12	2004M01	2004M06	2004M12	2005M01	2005M06	2005M12	2006M01	2006M06	2006M12	2007M01	2007M06	2007M12
Nacional	91,827	92,008	93,812	93,679	93,768	94,846	94,363	95,353	96,555	96,45	97,552	98,592	98,392	99,677	101,493	101,644	103,298	104,802
Andalucía	93,23	93,019	95,301	95,269	94,733	95,328	95,102	95,476	96,166	96,117	97,76	98,853	98,786	99,728	101,755	101,531	103,025	104,474
Aragón	91,516	91,587	93,845	93,988	94,062	95,422	94,719	95,211	97,768	96,843	97,512	98,253	97,879	100,204	101,269	101,626	103,913	106,219
Asturias (Principado de)	93,295	95,138	95,141	95,566	95,455	95,785	95,053	96,538	95,704	95,618	97,134	96,872	97,566	100,068	101,145	101,107	103,537	104,224
Baleares (Illes)	91,027	92,645	95,594	95,109	94,933	96,765	95,639	93,424	96,535	95,606	96,794	98,372	97,532	99,275	102,219	101,837	104,365	107,255
Canarias	91,676	93,17	93,853	93,926	94,004	95,803	95,853	96,766	97,265	96,593	97,119	97,836	98,745	100,253	100,667	100,821	102,572	104,098
Cantabria	96,929	96,001	94,765	96,426	96,5	94,821	94,912	96,605	97,645	98,343	96,565	99,14	99,748	99,551	100,593	102,351	104,186	106,3
Castilla y León	93,533	92,876	95,559	95,205	95,298	96,814	95,877	96,482	97,686	97,358	98,716	99,367	98,438	99,591	101,264	101,624	103,421	104,749
Castilla - La Mancha	91,27	91,317	93,664	93,454	93,579	95,562	95,206	95,938	96,975	96,719	97,457	98,423	97,782	99,805	101,503	101,075	102,819	103,705
Cataluña	89,763	89,991	91,904	91,925	92,213	93,754	92,935	94,255	96,353	96,347	97,329	98,395	97,95	99,422	102,029	102,059	103,988	105,988
Comunitat Valenciana	91,832	91,799	93,691	92,831	93,181	93,732	93,07	94,533	95,657	95,627	96,495	98,621	97,901	99,763	101,662	101,649	102,822	104,388
Extremadura	92,992	93,408	93,805	93,797	95,017	96,887	95,744	96,296	97,857	97,992	98,585	99,08	99,545	99,282	102,523	102,188	103,373	105,2
Galicia	92,146	91,97	93,611	92,845	93,571	93,632	93,623	96,01	97,085	96,17	97,968	98,431	98,698	99,621	101,246	101,185	103,66	103,51
Madrid (Comunidad de)	91,971	93,076	93,733	93,728	94,065	94,834	95,117	96,081	96,26	96,697	97,822	98,71	98,81	99,619	101,226	101,293	102,143	103,366
Murcia (Región de)	90,001	91,264	92,925	93,342	92,125	93,504	92,54	94,071	95,846	96,489	97,641	99,514	99,028	99,572	102,037	104,439	105,781	107,351
Navarra (Comunidad Foral de)	90,584	91,361	94,078	94,49	94,385	96,045	95,704	95,261	98,116	97,252	97,102	99,181	99,838	99,722	100,042	100,213	100,727	102,225
País Vasco	92,291	91,029	94,125	93,757	93,371	95,337	94,645	95,776	96,945	96,775	97,633	98,348	98,428	100,018	100,393	101,708	104,337	105,901
Rioja (La)	94,497	94,482	96,559	95,485	96,498	97,16	96,371	95,453	97,058	95,418	99,246	98,869	98,214	99,855	98,697	99,951	102,053	105,607
Ceuta	101,378	101	103,591
Melilla	93,753	99,001	97,67
C. Valenciana/Nacional	1,000	0,998	0,999	0,991	0,994	0,988	0,986	0,991	0,991	0,991	0,989	1,000	0,995	1,001	1,002	1,000	0,995	0,996
C. Valenciana/Madrid	0,998	0,986	1,000	0,990	0,991	0,988	0,978	0,984	0,994	0,989	0,986	0,999	0,991	1,001	1,004	1,004	1,007	1,010
C. Valenciana/Cataluña	1,023	1,020	1,019	1,010	1,010	1,000	1,001	1,003	0,993	0,993	0,991	1,002	0,999	1,003	0,996	0,996	0,989	0,985
C. Valenciana/País Vasco	0,995	1,008	0,995	0,990	0,998	0,983	0,983	0,987	0,987	0,988	0,988	1,003	0,995	0,997	1,013	0,999	0,985	0,986
C. Valenciana/Castilla-La Mancha	1,006	1,005	1,000	0,993	0,996	0,981	0,978	0,985	0,986	0,989	0,990	1,002	1,001	1,000	1,002	1,006	1,000	1,007
C. Valenciana/Murcia	1,020	1,006	1,008	0,995	1,011	1,002	1,006	1,005	0,998	0,991	0,988	0,991	0,989	1,002	0,996	0,973	0,972	0,972
C. Valenciana/Aragón	1,003	1,002	0,998	0,988	0,991	0,982	0,983	0,993	0,978	0,987	0,990	1,004	1,000	0,996	1,004	1,000	0,990	0,983

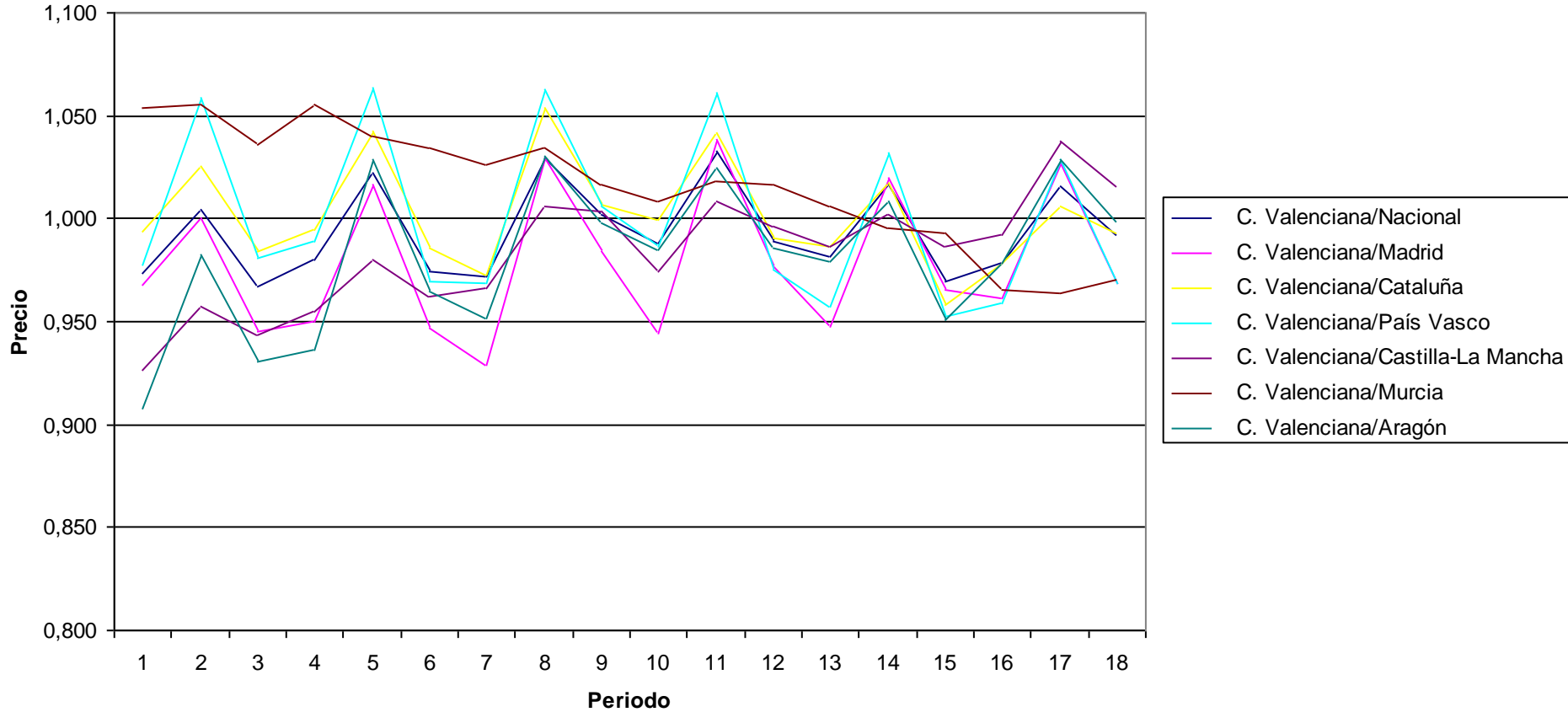
Precios: Otras carnes



PRECIOS: Pescado fresco y congelado
Indices por comunidades autónomas de rúbricas
 Unidades:Base 2006=100

	Indice																	
	2002M01	2002M06	2002M12	2003M01	2003M06	2003M12	2004M01	2004M06	2004M12	2005M01	2005M06	2005M12	2006M01	2006M06	2006M12	2007M01	2007M06	2007M12
Nacional	85,733	83,628	90,936	93,562	86,829	92,071	95,262	88,437	93,406	97,13	92,507	100,349	102,424	98,196	106,148	106,047	101,045	106,758
Andalucía	84,046	85,858	89,588	90,571	87,568	91,089	91,471	90,626	93,88	96,218	94,035	98,759	100,231	98,468	103,44	102,97	101,612	105,397
Aragón	91,944	85,486	94,505	97,928	86,284	93,004	97,331	88,351	93,746	97,45	93,22	100,663	102,646	99,024	108,16	106,009	99,757	106,088
Asturias (Principado de)	84,154	79,162	89,249	90,022	80,8	87,612	90,117	84,217	92,978	94,047	90,088	103,445	102,705	97,248	110,788	104,666	97,354	105,003
Balears (Illes)	86,854	84,701	89,244	91,698	91,846	92,566	94,404	90,137	91,157	93,154	91,57	99,067	100,973	99,962	103,125	102,536	98,649	101,307
Canarias	91,635	92,157	95,59	95,286	95,817	97,513	96,618	96,444	95,866	97,232	98,597	98,039	99,196	99,882	101,215	104,72	101,74	102,917
Cantabria	79,97	78,349	84,963	87,542	81,481	87,436	90,432	83,978	89,858	92,199	90,831	99,214	100,573	97,915	108,23	106,69	100,061	106,676
Castilla y León	89,068	85,768	93,364	96,512	86,58	93,147	95,807	87,869	93,806	98,341	92,299	101,02	103,521	97,167	106,989	107,395	100,066	106,787
Castilla - La Mancha	90,035	87,732	93,258	96,047	90,575	93,239	95,866	90,482	93,199	98,504	94,737	99,619	101,925	99,621	104,247	104,533	98,867	104,332
Cataluña	83,999	81,899	89,375	92,221	85,198	91,01	95,251	86,373	92,915	96,041	91,712	100,166	101,867	98,16	107,403	106,054	102,001	106,615
Comunitat Valenciana	83,443	83,975	87,973	91,7	88,784	89,684	92,622	91,019	93,56	96,006	95,53	99,224	100,527	99,83	102,877	103,756	102,621	105,877
Extremadura	95,608	92,06	98,585	98,736	94,184	97,1	98,618	92,279	95,95	99,194	93,997	98,803	99,993	99,131	105,439	106,096	99,479	105,587
Galicia	86,72	83,281	93,268	96,353	87,574	92,018	96,324	89,34	91,232	94,615	91,871	101,531	101,573	97,203	107,454	106,554	99,956	104,591
Madrid (Comunidad de)	86,195	83,962	93,043	96,527	87,335	94,696	99,745	88,439	95,064	101,662	91,984	101,611	106,109	97,89	106,587	107,908	99,932	109,359
Murcia (Región de)	79,181	79,581	84,9	86,885	85,392	86,699	90,257	87,983	92,034	95,175	93,796	97,622	99,956	100,324	103,577	107,513	106,484	109,126
Navarra (Comunidad Foral de)	87,609	81,206	90,862	95,623	83,906	94,618	99,785	84,809	95,433	98,929	89,045	102,984	104,751	97,935	109,76	109,684	98,467	108,39
País Vasco	85,392	79,303	89,716	92,708	83,504	92,527	95,649	85,668	93,038	97,337	90,025	101,724	105,027	96,73	107,978	108,178	99,75	109,427
Rioja (La)	87,663	80,233	88,655	92,471	85,523	90,466	93,883	85,523	86,358	91,331	85,223	94,283	97,713	98,096	110,741	109,356	102,724	109,512
Ceuta	106,816	97,521	106,793
Melilla	108,285	103,633	109,754
C. Valenciana/Nacional	0,973	1,004	0,967	0,980	1,023	0,974	0,972	1,029	1,002	0,988	1,033	0,989	0,981	1,017	0,969	0,978	1,016	0,992
C. Valenciana/Madrid	0,968	1,000	0,946	0,950	1,017	0,947	0,929	1,029	0,984	0,944	1,039	0,977	0,947	1,020	0,965	0,962	1,027	0,968
C. Valenciana/Cataluña	0,993	1,025	0,984	0,994	1,042	0,985	0,972	1,054	1,007	1,000	1,042	0,991	0,987	1,017	0,958	0,978	1,006	0,993
C. Valenciana/País Vasco	0,977	1,059	0,981	0,989	1,063	0,969	0,968	1,062	1,006	0,986	1,061	0,975	0,957	1,032	0,953	0,959	1,029	0,968
C. Valenciana/Castilla-La Mancha	0,927	0,957	0,943	0,955	0,980	0,962	0,966	1,006	1,004	0,975	1,008	0,996	0,986	1,002	0,987	0,993	1,038	1,015
C. Valenciana/Murcia	1,054	1,055	1,036	1,055	1,040	1,034	1,026	1,035	1,017	1,009	1,018	1,016	1,006	0,995	0,993	0,965	0,964	0,970
C. Valenciana/Aragón	0,908	0,982	0,931	0,936	1,029	0,964	0,952	1,030	0,998	0,985	1,025	0,986	0,979	1,008	0,951	0,979	1,029	0,998

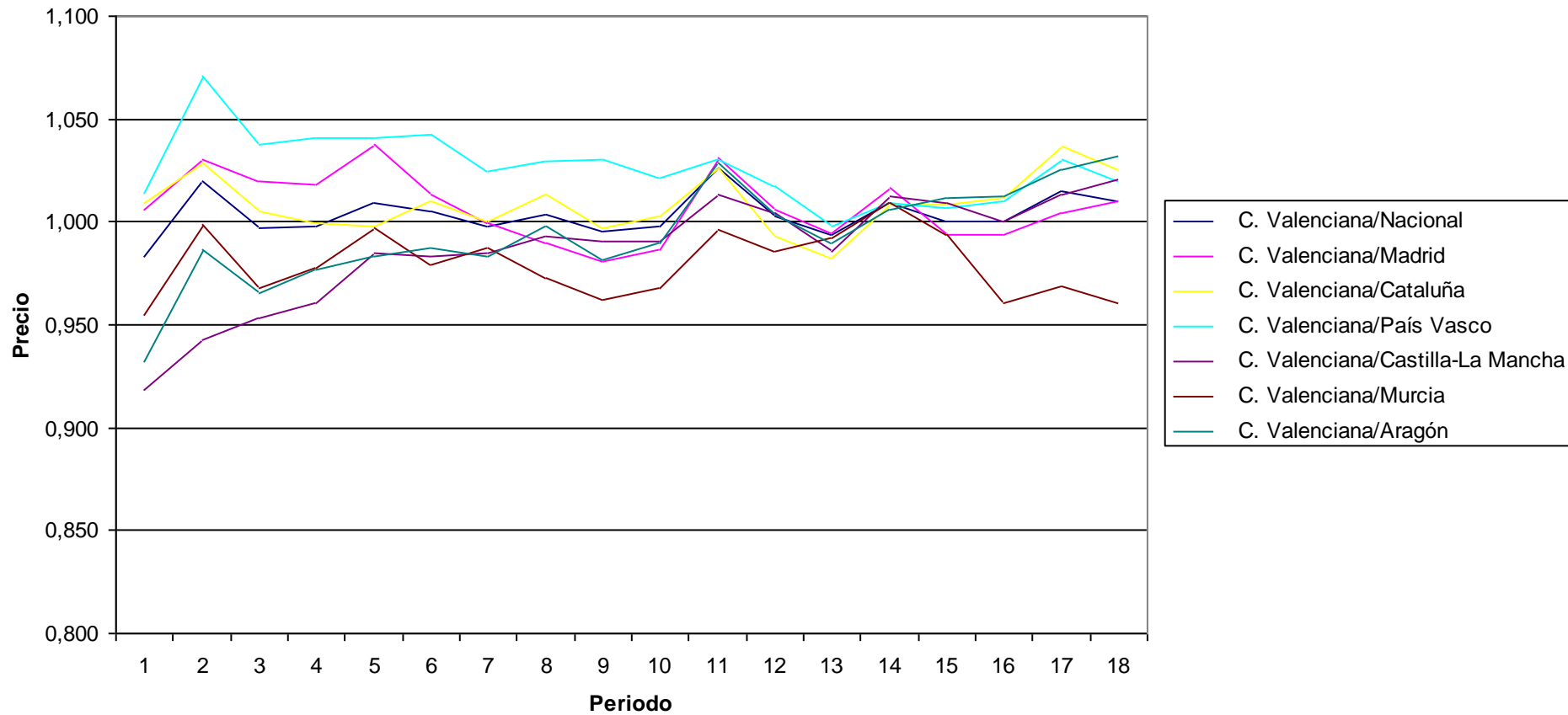
Precios: Pescado fresco y congelado



PRECIOS: Crustáceos, moluscos y preparados de pescado
Índices por comunidades autónomas de rúbricas
 Unidades: Base 2006=100

	Índice																	
	2002M01	2002M06	2002M12	2003M01	2003M06	2003M12	2004M01	2004M06	2004M12	2005M01	2005M06	2005M12	2006M01	2006M06	2006M12	2007M01	2007M06	2007M12
Nacional	86,828	90,343	91,168	91,709	91,635	92,831	92,858	93,585	95,832	96,323	96,831	98,52	98,99	100,853	100,909	100,992	101,689	103,622
Andalucía	88,528	90,962	91,604	91,418	90,419	93,219	91,835	93,959	96,3	96,239	96,721	98,379	97,896	101,301	101,618	101,279	101,966	104,397
Aragón	91,615	93,45	94,159	93,75	94,051	94,54	94,253	94,114	97,122	97,097	96,666	98,443	99,444	101,176	99,76	99,728	100,662	101,471
Asturias (Principado de)	89,814	90,437	93,741	93,856	91,741	92,844	94,055	91,99	93,054	94,561	93,809	95,325	96,401	101,155	101,833	101,868	102,537	102,359
Baleares (Illes)	84,905	87,467	92,518	94,131	95,432	95,615	93,599	95,936	99,412	99	95,724	99,544	97,351	101,023	103,417	100,706	106,595	110,12
Canarias	96,522	97,772	98,479	98,762	100,911	101,032	100,761	97,025	96,722	96,22	98,146	99,613	100,083	99,849	101,079	104,077	104,675	106,324
Cantabria	89,448	90,136	94,66	95,221	95,035	96,834	98,214	97,985	98,076	99,594	96,314	97,529	98,481	100,815	100,147	99,02	100,599	102,671
Castilla y León	85,653	87,493	91,57	92,193	90,553	92,025	92,352	92,175	95,445	96,688	96,039	97,406	98,188	100,959	101,252	102,08	102,897	105,304
Castilla - La Mancha	92,94	97,746	95,316	95,339	93,914	94,864	94,066	94,538	96,297	97,034	98,121	98,404	99,84	100,596	99,983	100,937	101,859	102,618
Cataluña	84,614	89,6	90,408	91,585	92,708	92,365	92,647	92,651	95,63	95,879	96,89	99,505	100,159	100,973	100,119	99,844	99,514	102,098
Comunitat Valenciana	85,385	92,15	90,885	91,544	92,503	93,312	92,642	93,893	95,358	96,121	99,4	98,793	98,396	101,816	100,934	100,996	103,179	104,692
Extremadura	91,632	95,445	92,597	93,609	91,862	90,686	91,826	92,977	96,383	96,999	97,704	97,867	100,386	101,58	99,933	100,512	100,32	102,662
Galicia	86,751	88,607	90,656	91,037	91,003	91,971	93,088	92,98	94,621	95,398	95,774	99,327	99,776	99,953	100,705	100,32	99,543	101,233
Madrid (Comunidad de)	84,872	89,422	89,106	89,899	89,15	92,063	92,681	94,87	97,256	97,451	96,378	98,213	98,909	100,191	101,606	101,658	102,695	103,631
Murcia (Región de)	89,427	92,299	93,942	93,676	92,773	95,307	93,86	96,556	99,078	99,314	99,799	100,244	99,152	100,886	101,576	105,146	106,527	109,024
Navarra (Comunidad Foral de)	85,687	88,425	89,234	90,484	89,604	91,136	91,324	93,237	95,349	97,042	94,734	97,124	98,808	100,703	102,198	101,016	102,816	106,507
País Vasco	84,18	86,058	87,585	87,964	88,887	89,507	90,429	91,214	92,585	94,148	96,516	97,132	98,638	100,888	100,228	99,971	100,131	102,678
Rioja (La)	90,558	92,358	92,105	92,748	94,703	92,764	93,39	91,786	94,656	95,727	95,712	97,163	98,403	100,697	99,374	101,422	102,62	101,805
Ceuta	101,577	102,434	107,781
Melilla	102,079	102,749	106,704
C. Valenciana/Nacional	0,983	1,020	0,997	0,998	1,009	1,005	0,998	1,003	0,995	0,998	1,027	1,003	0,994	1,010	1,000	1,000	1,015	1,010
C. Valenciana/Madrid	1,006	1,031	1,020	1,018	1,038	1,014	1,000	0,990	0,980	0,986	1,031	1,006	0,995	1,016	0,993	0,993	1,005	1,010
C. Valenciana/Cataluña	1,009	1,028	1,005	1,000	0,998	1,010	1,000	1,013	0,997	1,003	1,026	0,993	0,982	1,008	1,008	1,012	1,037	1,025
C. Valenciana/País Vasco	1,014	1,071	1,038	1,041	1,041	1,043	1,024	1,029	1,030	1,021	1,030	1,017	0,998	1,009	1,007	1,010	1,030	1,020
C. Valenciana/Castilla-La Mancha	0,919	0,943	0,954	0,960	0,985	0,984	0,985	0,993	0,990	0,991	1,013	1,004	0,986	1,012	1,010	1,001	1,013	1,020
C. Valenciana/Murcia	0,955	0,998	0,967	0,977	0,997	0,979	0,987	0,972	0,962	0,968	0,996	0,986	0,992	1,009	0,994	0,961	0,969	0,960
C. Valenciana/Aragón	0,932	0,986	0,965	0,976	0,984	0,987	0,983	0,998	0,982	0,990	1,028	1,004	0,989	1,006	1,012	1,013	1,025	1,032

Precios: Crustáceos, moluscos y preparados de pescados



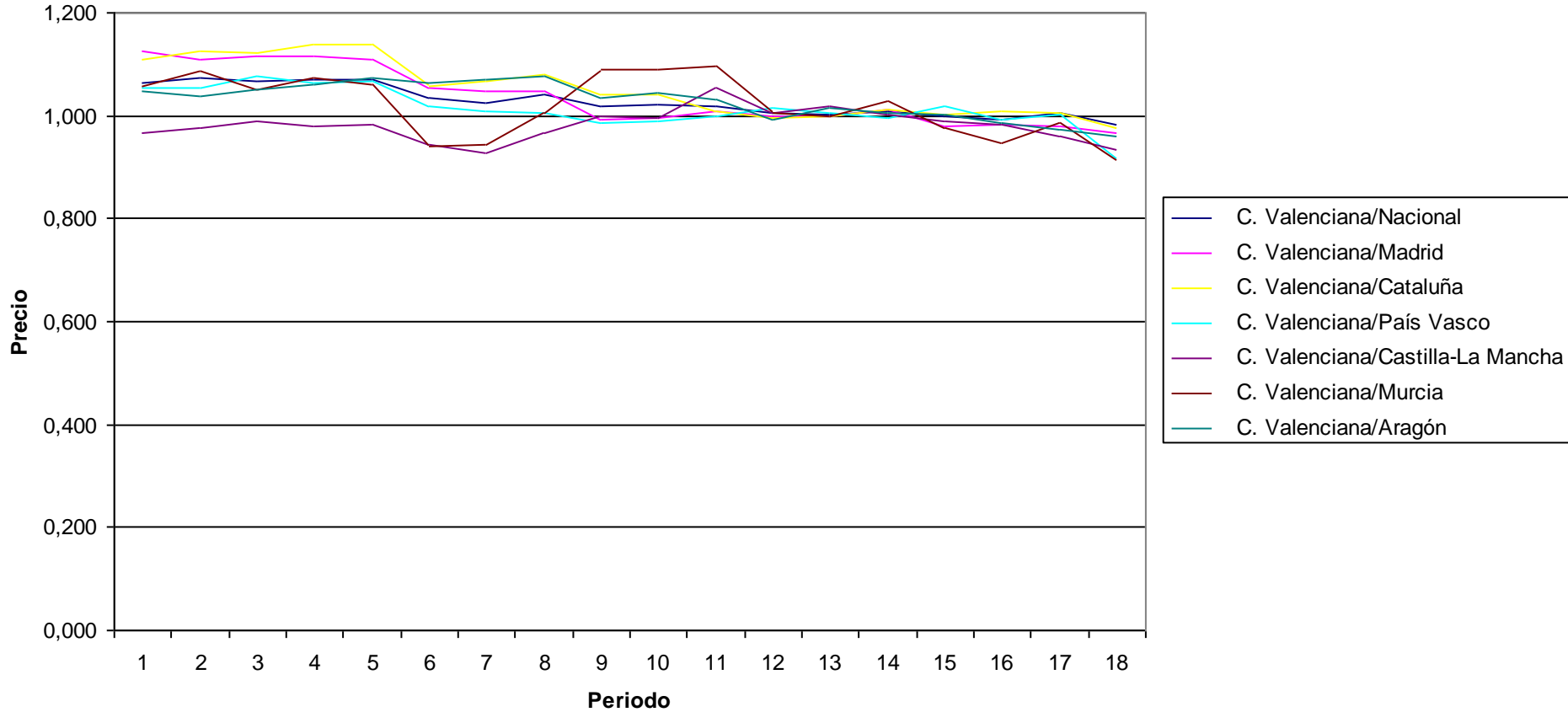
PRECIOS: Huevos

Indices por comunidades autónomas de rúbricas

Unidades:Base 2006=100

	Indice																	
	2002M01	2002M06	2002M12	2003M01	2003M06	2003M12	2004M01	2004M06	2004M12	2005M01	2005M06	2005M12	2006M01	2006M06	2006M12	2007M01	2007M06	2007M12
Nacional	83,238	81,733	85,739	85,839	86,375	103,536	104,236	99,686	98,163	98,212	96,567	97,71	98,273	99,823	102,252	102,008	101,448	112,081
Andalucía	83,381	81,068	86,093	86,018	87,181	101,664	103,517	98,396	97,099	96,407	95,013	97,087	98,546	99,737	102,148	102,794	99,539	108,03
Aragón	84,531	84,742	87,095	86,553	86,016	100,62	99,695	96,301	96,711	95,892	95,399	98,951	97,089	100,262	101,817	102,869	104,799	114,847
Asturias (Principado de)	85,239	82,832	90,785	92,449	93,034	115,49	117,501	109,408	103,154	102,01	98,805	92,541	92,879	102,155	100,993	101,403	96,769	107,933
Balears (Illes)	83,512	76,419	84,45	83,602	87,549	102,422	104,16	98,627	99,047	98,692	100,592	104,779	104,133	98,255	98,728	97,898	99,307	106,6
Canarias	83,414	85,824	91,666	91,378	93,624	96,973	99,217	100,995	98,678	98,551	97,724	99,396	100,484	100,66	98,175	99,374	102,037	119,555
Cantabria	82,676	81,603	80,446	79,213	78,171	94,626	95,062	86,696	97,117	97,958	95,858	96,261	99,629	104,178	98,541	99,291	93,438	106,094
Castilla y León	88,698	83,583	88,725	89,449	89,356	112,811	112,778	102,803	96,375	96,734	93,569	96,781	96,842	99,223	103,975	104,978	102,669	118,103
Castilla - La Mancha	91,443	89,937	92,441	93,629	93,867	113,32	115,131	107,18	99,945	100,574	93,461	97,514	96,866	100,315	103,377	103,159	106,451	117,656
Cataluña	79,765	78,158	81,561	80,713	81,174	101,111	100,073	96,076	96,065	96,403	97,558	98,559	98,625	99,633	101,863	100,555	101,454	112,636
Comunitat Valenciana	88,491	87,859	91,58	91,84	92,325	106,955	106,778	103,685	99,902	100,25	98,482	98,196	98,619	100,667	102,124	101,305	102,118	110,08
Extremadura	84,04	81,305	87,119	89,107	83,003	101,398	101,935	101,067	97,796	98,691	96,569	97,088	98,807	98,494	101,534	100,337	100,478	107,279
Galicia	90,565	86,992	91,988	92,393	92,95	103,187	106,683	101,363	99,396	100,128	98,071	98,066	97,114	99,259	101,485	99,225	93,201	97,67
Madrid (Comunidad de)	78,651	79,148	82,2	82,333	83,355	101,531	102,009	98,948	100,632	100,71	97,509	98,212	98,648	99,375	104,105	102,996	104,322	114,055
Murcia (Región de)	83,8	80,925	87,104	85,552	87,023	113,713	113,012	103,053	91,747	92,027	89,926	97,641	98,761	97,919	104,561	107,094	103,588	120,539
Navarra (Comunidad Foral de)	84,154	81,739	87,048	87,266	86,996	103,354	103,842	97,307	97,883	97,883	99,99	98,799	100,065	96,75	104,651	102,353	102,721	106,921
País Vasco	83,923	83,394	84,937	86,271	86,485	104,951	105,86	103,056	101,166	101,331	98,71	96,766	98,147	101,029	100,266	102,039	101,807	120,54
Rioja (La)	86,218	89,389	89,849	88,927	90,391	104,579	107,302	96,858	93,301	95,606	96,26	92,3	94,813	101,3	103,504	100,108	96,249	105,889
Ceuta	100	100	113,636
Melilla	101,916	101,916	95,529
C. Valenciana/Nacional	1,063	1,075	1,068	1,070	1,069	1,033	1,024	1,040	1,018	1,021	1,020	1,005	1,004	1,008	0,999	0,993	1,007	0,982
C. Valenciana/Madrid	1,125	1,110	1,114	1,115	1,108	1,053	1,047	1,048	0,993	0,995	1,010	1,000	1,000	1,013	0,981	0,984	0,979	0,965
C. Valenciana/Cataluña	1,109	1,124	1,123	1,138	1,137	1,058	1,067	1,079	1,040	1,040	1,009	0,996	1,000	1,010	1,003	1,007	1,007	0,977
C. Valenciana/País Vasco	1,054	1,054	1,078	1,065	1,068	1,019	1,009	1,006	0,988	0,989	0,998	1,015	1,005	0,996	1,019	0,993	1,003	0,913
C. Valenciana/Castilla-La Mancha	0,968	0,977	0,991	0,981	0,984	0,944	0,927	0,967	1,000	0,997	1,054	1,007	1,018	1,004	0,988	0,982	0,959	0,936
C. Valenciana/Murcia	1,056	1,086	1,051	1,073	1,061	0,941	0,945	1,006	1,089	1,089	1,095	1,006	0,999	1,028	0,977	0,946	0,986	0,913
C. Valenciana/Aragón	1,047	1,037	1,051	1,061	1,073	1,063	1,071	1,077	1,033	1,045	1,032	0,992	1,016	1,004	1,003	0,985	0,974	0,958

Precios: Huevos



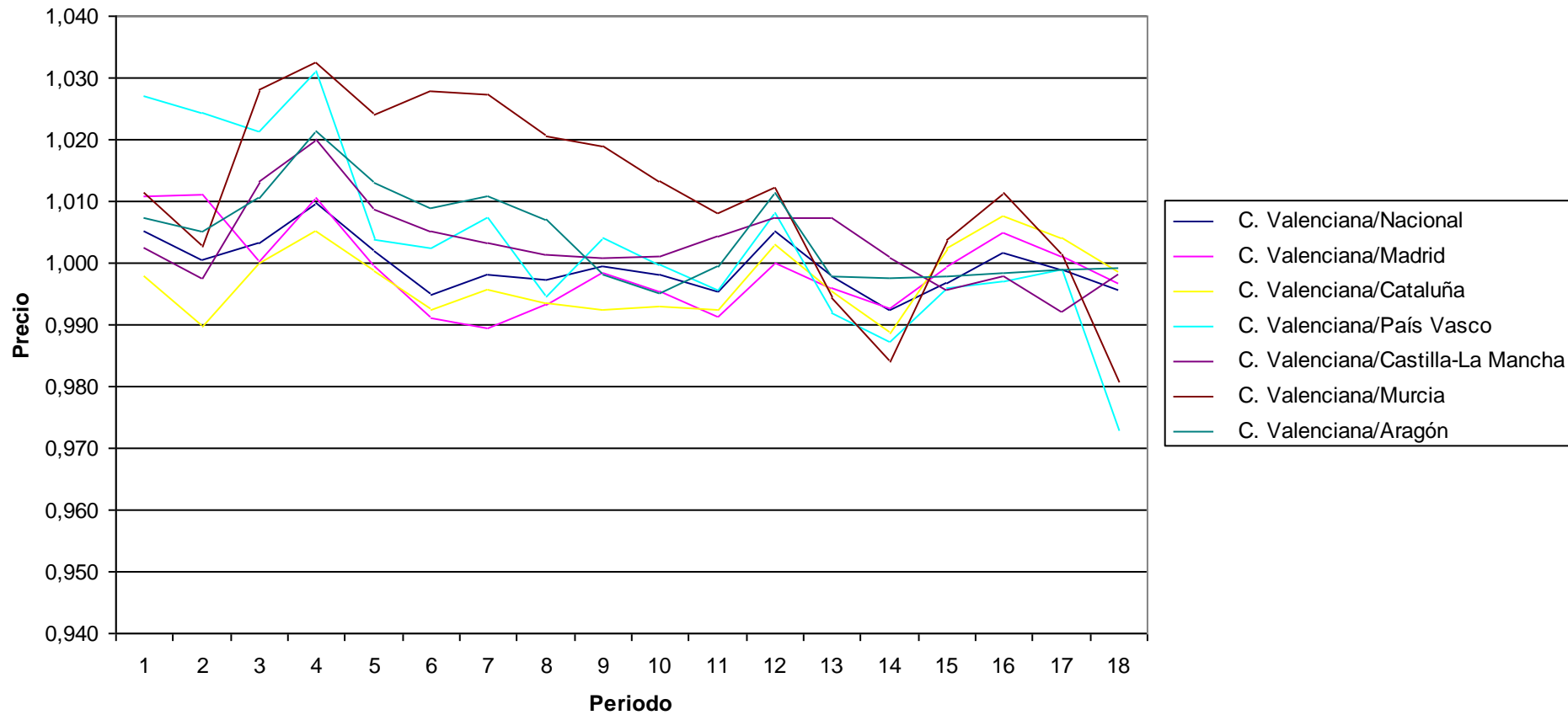
PRECIOS: Leche

Indices por comunidades autónomas de rúbricas

Unidades:Base 2006=100

	Indice																	
	2002M01	2002M06	2002M12	2003M01	2003M06	2003M12	2004M01	2004M06	2004M12	2005M01	2005M06	2005M12	2006M01	2006M06	2006M12	2007M01	2007M06	2007M12
Nacional	88,675	88,881	89,003	89,83	90,596	91,037	91,904	92,945	96,106	96,195	96,675	97,61	98,964	98,902	100,43	101,132	102,005	131,575
Andalucía	88,209	88,232	88,648	90,045	90,608	91,491	91,937	92,673	95,631	95,496	95,695	97,118	98,271	98,721	101,826	102,197	103,077	133,248
Aragón	88,476	88,489	88,349	88,8	89,624	89,782	90,735	92,051	96,216	96,473	96,271	97,011	98,967	98,391	100,318	101,474	101,993	131,118
Asturias (Principado de)	89,03	89,119	88,98	89,218	89,709	89,887	91,94	92,242	96,702	97,213	96,684	96,84	99,769	96,433	100,392	100,669	102,367	130,373
Baleares (Illes)	89,917	91,043	91,214	92,008	93,048	93,423	93,856	95,251	97,983	97,852	97,634	98,366	98,902	99,005	100,333	100,546	100,898	130,295
Canarias	92,854	92,814	93,948	93,893	93,431	93,203	93,351	93,229	96,009	96,364	96,861	97,49	99,34	100,269	99,92	100,546	101,262	126,518
Cantabria	90,784	90,698	91,004	91,869	92,66	93,225	92,523	94,122	93,544	93,535	96,031	96,215	99,485	99,383	100,712	101,711	101,87	133,546
Castilla y León	88,672	88,771	88,372	88,805	89,991	90,94	91,738	93,575	96,723	96,82	98,251	98,173	98,825	99,364	100,394	101,186	102,147	131,784
Castilla - La Mancha	88,896	89,156	88,128	88,914	90,007	90,109	91,436	92,565	95,974	95,901	95,821	97,408	98,037	98,085	100,543	101,506	102,707	131,215
Cataluña	89,321	89,85	89,296	90,226	90,895	91,281	92,127	93,301	96,79	96,675	96,959	97,823	99,225	99,276	99,875	100,529	101,467	131,185
Comunitat Valenciana	89,122	88,937	89,291	90,695	90,775	90,578	91,721	92,699	96,046	96,004	96,225	98,112	98,76	98,152	100,114	101,297	101,89	131
Extremadura	87,99	90,275	89,823	90,479	89,83	91,131	91,844	92,947	96,429	96,405	96,675	98,265	99,279	98,525	99,705	100,617	101,611	130,257
Galicia	88,766	89,147	89,134	89,893	90,27	90,796	91,712	92,362	95,931	96,103	97,646	97,281	99,522	99,624	99,741	100,293	101,395	130,47
Madrid (Comunidad de)	88,16	87,968	89,278	89,744	90,831	91,399	92,686	93,318	96,19	96,448	97,064	98,105	99,162	98,862	100,177	100,812	101,792	131,431
Murcia (Región de)	88,129	88,699	86,849	87,854	88,651	88,128	89,279	90,832	94,252	94,739	95,445	96,946	99,333	99,753	99,732	100,156	101,761	133,611
Navarra (Comunidad Foral de)	87,955	88,138	88,508	88,588	91,242	91,701	92,468	94,966	97,839	98,462	98,572	99,348	99,805	100,08	99,128	100,748	100,413	129,67
País Vasco	86,773	86,817	87,426	87,961	90,424	90,355	91,063	93,212	95,651	96,032	96,649	97,315	99,573	99,412	100,527	101,602	101,995	134,668
Rioja (La)	89,278	89,306	89,115	90,455	92,28	92,437	92,629	93,969	95,378	96,391	97,206	97,4	98,178	99,161	99,728	101	102,104	133,868
Ceuta	101,481	101,069	127,98
Melilla	101,093	99,864	130,127
C. Valenciana/Nacional	1,005	1,001	1,003	1,010	1,002	0,995	0,998	0,997	0,999	0,998	0,995	1,005	0,998	0,992	0,997	1,002	0,999	0,996
C. Valenciana/Madrid	1,011	1,011	1,000	1,011	0,999	0,991	0,990	0,993	0,999	0,995	0,991	1,000	0,996	0,993	0,999	1,005	1,001	0,997
C. Valenciana/Cataluña	0,998	0,990	1,000	1,005	0,999	0,992	0,996	0,994	0,992	0,993	0,992	1,003	0,995	0,989	1,002	1,008	1,004	0,999
C. Valenciana/País Vasco	1,027	1,024	1,021	1,031	1,004	1,002	1,007	0,994	1,004	1,000	0,996	1,008	0,992	0,987	0,996	0,997	0,999	0,973
C. Valenciana/Castilla-La Mancha	1,003	0,998	1,013	1,020	1,009	1,005	1,003	1,001	1,001	1,001	1,004	1,007	1,007	1,001	0,996	0,998	0,992	0,998
C. Valenciana/Murcia	1,011	1,003	1,028	1,032	1,024	1,028	1,027	1,021	1,019	1,013	1,008	1,012	0,994	0,984	1,004	1,011	1,001	0,980
C. Valenciana/Aragón	1,007	1,005	1,011	1,021	1,013	1,009	1,011	1,007	0,998	0,995	1,000	1,011	0,998	0,998	0,998	0,998	0,999	0,999

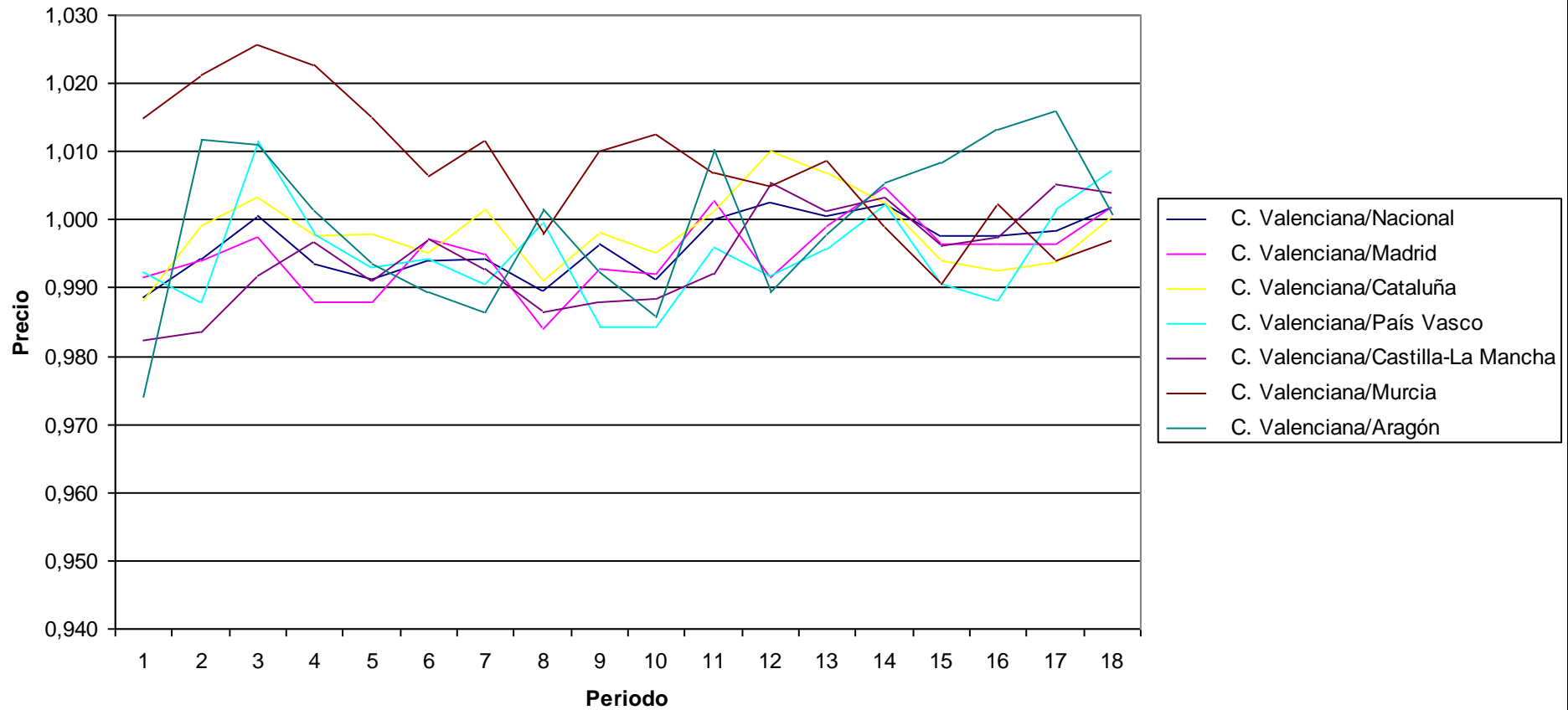
Precios: Leche



PRECIOS: Productos lácteos
Índices por comunidades autónomas de rúbricas
 Unidades: Base 2006=100

	Índice																	
	2002M01	2002M06	2002M12	2003M01	2003M06	2003M12	2004M01	2004M06	2004M12	2005M01	2005M06	2005M12	2006M01	2006M06	2006M12	2007M01	2007M06	2007M12
Nacional	91,631	94,432	95,598	96,27	96,306	97,028	96,947	97,107	98,223	98,702	98,913	99,591	99,746	100,07	100,617	101,115	101,78	110,67
Andalucía	91,632	94,643	96,248	97,321	97,181	97,331	97,539	97,252	98,376	99,484	99,093	99,509	99,737	100,23	100,498	100,795	101,517	109,814
Aragón	92,987	92,805	94,603	95,515	96,106	97,477	97,702	95,963	98,634	99,266	97,934	100,92	100,014	99,76	99,533	99,555	100,037	110,811
Asturias (Principado de)	95,627	98,045	98,725	99,879	99,169	101,198	100,63	99,178	100,882	101,785	101,399	99,605	100,765	99,332	100,216	100,38	101,961	110,127
Baleares (Illes)	93,049	97,004	99,705	99,52	101,01	98,927	99,021	99,277	99,482	100,112	99,533	100,601	101,713	98,816	101,057	100,086	101,21	110,196
Canarias	89,404	93,263	92,566	93,028	94,905	93,761	95,514	97,511	94,894	97,199	97,258	96,807	99,544	99,975	100,039	101,355	102,638	112,585
Cantabria	95,031	95,755	97,325	95,995	97,082	98,845	98,658	98,027	96,847	96,688	100,429	99,579	99,954	100,831	98,51	99,138	99,519	105,488
Castilla y León	94,006	95,417	95,914	96,947	97,271	98,185	97,779	97,995	98,801	98,856	98,988	99,942	99,666	100,009	100,4	101,597	102,296	111,742
Castilla - La Mancha	92,218	95,459	96,428	95,966	96,337	96,721	97,074	97,426	99,07	99,003	99,728	99,313	99,663	99,97	100,744	101,132	101,108	110,424
Cataluña	91,666	93,982	95,338	95,872	95,668	96,892	96,226	96,975	98,056	98,323	98,803	98,859	99,118	100,051	100,967	101,641	102,266	110,802
Comunitat Valenciana	90,583	93,896	95,644	95,65	95,473	96,435	96,384	96,1	97,873	97,848	98,933	99,852	99,801	100,292	100,369	100,878	101,626	110,872
Extremadura	90,48	94,106	96,144	97,597	97,674	97,76	97,725	96,19	98,235	97,861	98,554	99,977	98,511	101,235	101,377	101,382	102,263	110,755
Galicia	91,27	94,446	95,449	95,772	94,74	96,814	96,202	96,56	98,09	98,878	98,891	99,826	100,575	100,123	100,188	100,623	101,382	111,214
Madrid (Comunidad de)	91,364	94,471	95,899	96,808	96,646	96,701	96,862	97,657	98,587	98,634	98,669	100,703	99,893	99,817	100,719	101,23	101,983	110,662
Murcia (Región de)	89,247	91,942	93,259	93,537	94,066	95,817	95,292	96,307	96,894	96,637	98,265	99,354	98,957	100,414	101,322	100,649	102,25	111,215
Navarra (Comunidad Foral de)	90,099	92,317	91,923	94,055	95,076	96,928	94,526	97,016	95,068	96,449	98,076	98,839	99,52	100,436	100,848	101,96	99,609	110,017
País Vasco	91,288	95,041	94,55	95,851	96,133	97,002	97,31	96,147	99,44	99,403	99,336	100,668	100,237	100,076	101,314	102,096	101,458	110,051
Rioja (La)	91,998	94,903	95,219	95,946	96,767	98,532	97,868	96,078	99,465	99,829	97,727	100,456	100,272	99,713	102,183	102,667	103,483	112,418
Ceuta	102,307	103,049	110,515
Melilla	103,99	105,163	116,319
C. Valenciana/Nacional	0,989	0,994	1,000	0,994	0,991	0,994	0,994	0,990	0,996	0,991	1,000	1,003	1,001	1,002	0,998	0,998	0,998	1,002
C. Valenciana/Madrid	0,991	0,994	0,997	0,988	0,988	0,997	0,995	0,984	0,993	0,992	1,003	0,992	0,999	1,005	0,997	0,997	0,996	1,002
C. Valenciana/Cataluña	0,988	0,999	1,003	0,998	0,998	0,995	1,002	0,991	0,998	0,995	1,001	1,010	1,007	1,002	0,994	0,992	0,994	1,001
C. Valenciana/País Vasco	0,992	0,988	1,012	0,998	0,993	0,994	0,990	1,000	0,984	0,984	0,996	0,992	0,996	1,002	0,991	0,988	1,002	1,007
C. Valenciana/Castilla-La Mancha	0,982	0,984	0,992	0,997	0,991	0,997	0,993	0,986	0,988	0,988	0,992	1,005	1,001	1,003	0,996	0,997	1,005	1,004
C. Valenciana/Murcia	1,015	1,021	1,026	1,023	1,015	1,006	1,011	0,998	1,010	1,013	1,007	1,005	1,009	0,999	0,991	1,002	0,994	0,997
C. Valenciana/Aragón	0,974	1,012	1,011	1,001	0,993	0,989	0,987	1,001	0,992	0,986	1,010	0,989	0,998	1,005	1,008	1,013	1,016	1,001

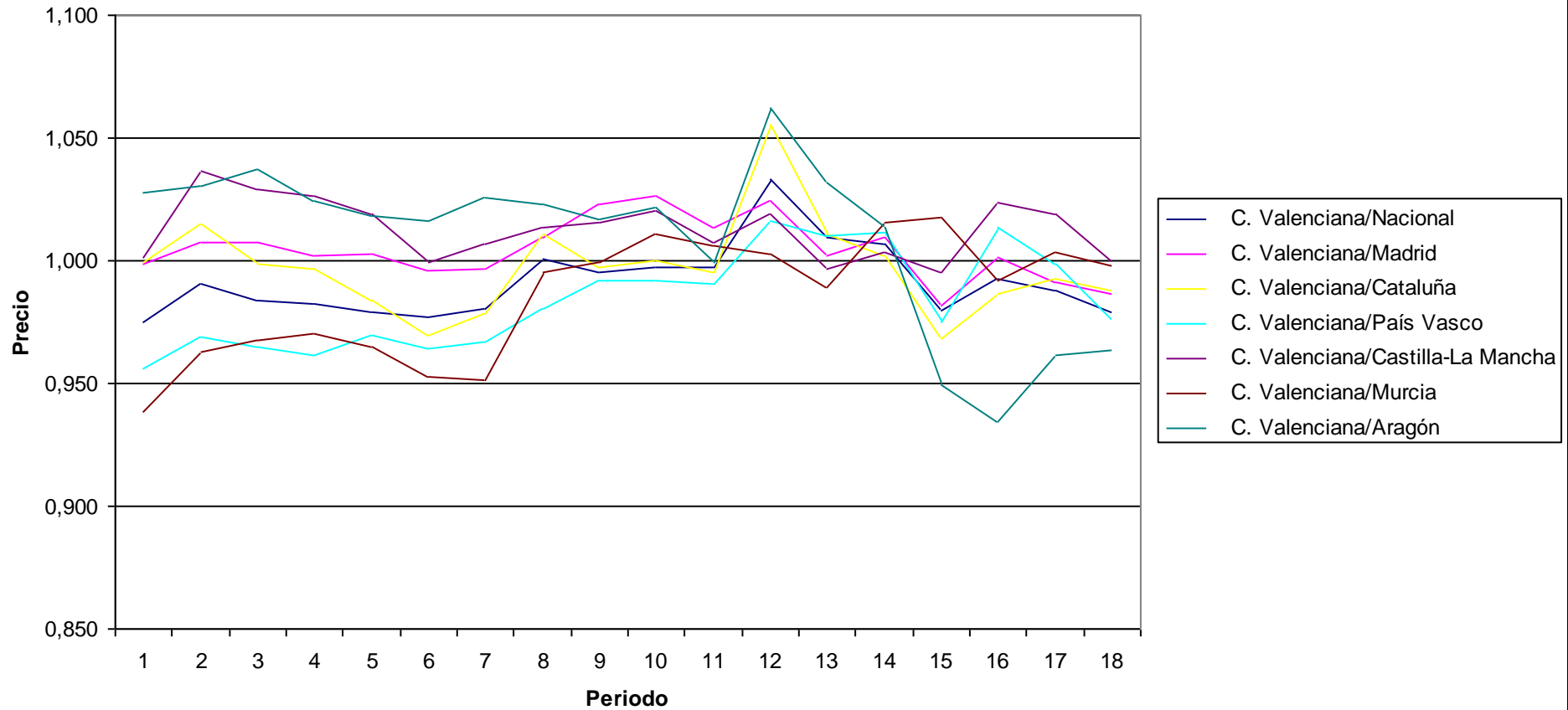
Precios: Productos lácteos



PRECIOS: Aceites y grasas
Indices por comunidades autónomas de rúbricas
 Unidades: Base 2006=100

	Indice																	
	2002M01	2002M06	2002M12	2003M01	2003M06	2003M12	2004M01	2004M06	2004M12	2005M01	2005M06	2005M12	2006M01	2006M06	2006M12	2007M01	2007M06	2007M12
Nacional	58,327	62,766	62,987	63,076	63,087	66,942	67,279	75,187	75,602	75,691	81,742	94,158	97,267	105,956	92,004	85,045	82,272	83,732
Andalucía	59,866	64,049	64,007	63,849	63,74	67,294	67,686	75,436	76,325	76,423	82,483	93,162	96,207	106,497	91,98	85,343	82,455	84,519
Aragón	55,323	60,338	59,753	60,524	60,697	64,359	64,285	73,533	73,969	73,893	81,563	91,542	95,159	105,25	94,929	90,342	84,546	85,076
Asturias (Principado de)	61,645	65,686	65,941	65,438	65,4	69,264	69,09	75,722	77,31	77,705	82,692	97,142	98,316	105,601	89,393	82,48	82,041	83,713
Baleares (Illes)	58,284	60,498	62,426	62,698	63,851	67,25	67,413	74,628	76,198	76,63	80,595	90,803	95,119	106,605	91,58	82,961	81,939	83,824
Canarias	63,547	65,039	66,595	66,551	66,705	67,508	69,005	72,355	77,662	77,5	79,55	88,648	93,991	105,83	94,6	90,63	86,886	87,264
Cantabria	56,755	61,634	61,242	62,227	62,363	65,97	65,943	76,016	75,446	76,286	82,925	97,506	98,381	105,649	92,163	82,55	82,611	85,07
Castilla y León	58,377	62,608	63,258	63,323	63,027	66,937	67,106	75,573	76,483	76,398	81,525	94,797	98,287	106,072	91,741	85,598	81,98	82,861
Castilla - La Mancha	56,773	60,013	60,235	60,373	60,642	65,449	65,494	74,186	74,099	73,979	80,879	95,42	98,517	106,314	90,539	82,444	79,775	82,009
Cataluña	56,916	61,284	62,08	62,206	62,806	67,43	67,436	74,384	75,449	75,493	81,87	92,168	97,14	106,433	93,11	85,561	81,898	82,987
Comunitat Valenciana	56,859	62,191	61,98	61,978	61,785	65,389	65,957	75,213	75,235	75,486	81,505	97,257	98,16	106,652	90,133	84,395	81,295	81,973
Extremadura	60,318	65,364	64,896	64,809	64,968	68,2	68,621	77,101	76,336	76,13	83,33	94,821	97,811	105,534	92,639	85,195	82,887	85,035
Galicia	59,57	65,228	65,692	65,603	65,372	69,283	69,531	77,827	77,542	77,898	83,371	96,115	97,742	105,348	91,468	83,499	82,627	84,546
Madrid (Comunidad de)	56,931	61,743	61,527	61,849	61,628	65,635	66,186	74,523	73,551	73,566	80,429	94,948	97,948	105,642	91,807	84,256	81,997	83,111
Murcia (Región de)	60,578	64,604	64,039	63,879	64,028	68,649	69,313	75,556	75,282	74,69	81,011	96,998	99,242	105,031	88,606	85,07	81,016	82,134
Navarra (Comunidad Foral de)	57,313	61,549	61,615	62,157	61,679	64,78	66,166	76,58	74,637	74,729	82,116	96,777	99,962	103,043	90,261	84,294	80,955	82,831
País Vasco	59,47	64,179	64,241	64,469	63,701	67,799	68,224	76,707	75,825	76,103	82,306	95,709	97,166	105,407	92,447	83,249	81,416	84,027
Rioja (La)	57,744	62,48	63,025	62,271	63,074	66,559	66,633	76,259	77,893	77,934	82,271	92,779	96,809	105,943	92,299	84,231	81,726	82,674
Ceuta	88,21	83,952	85,838
Melilla	98,017	87,771	90,121
C. Valenciana/Nacional	0,975	0,991	0,984	0,983	0,979	0,977	0,980	1,000	0,995	0,997	0,997	1,033	1,009	1,007	0,980	0,992	0,988	0,979
C. Valenciana/Madrid	0,999	1,007	1,007	1,002	1,003	0,996	0,997	1,009	1,023	1,026	1,013	1,024	1,002	1,010	0,982	1,002	0,991	0,986
C. Valenciana/Cataluña	0,999	1,015	0,998	0,996	0,984	0,970	0,978	1,011	0,997	1,000	0,996	1,055	1,011	1,002	0,968	0,986	0,993	0,988
C. Valenciana/País Vasco	0,956	0,969	0,965	0,961	0,970	0,964	0,967	0,981	0,992	0,992	0,990	1,016	1,010	1,012	0,975	1,014	0,999	0,976
C. Valenciana/Castilla-La Mancha	1,002	1,036	1,029	1,027	1,019	0,999	1,007	1,014	1,015	1,020	1,008	1,019	0,996	1,003	0,996	1,024	1,019	1,000
C. Valenciana/Murcia	0,939	0,963	0,968	0,970	0,965	0,953	0,952	0,995	0,999	1,011	1,006	1,003	0,989	1,015	1,017	0,992	1,003	0,998
C. Valenciana/Aragón	1,028	1,031	1,037	1,024	1,018	1,016	1,026	1,023	1,017	1,022	0,999	1,062	1,032	1,013	0,949	0,934	0,962	0,964

Precios: Aceites y grasas



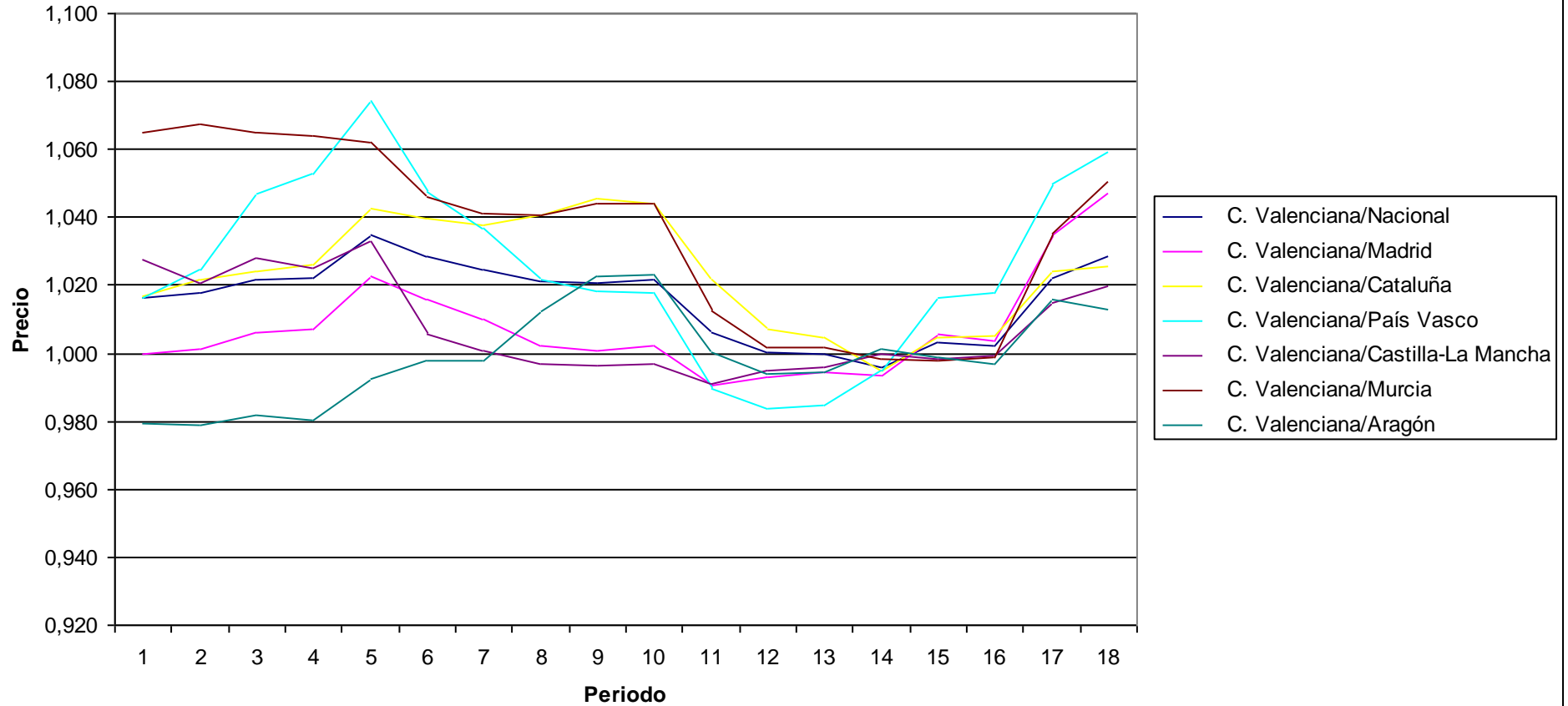
PRECIOS: Frutas frescas

Indices por comunidades autónomas de rúbricas

Unidades: Base 2006=100

	Indice																	
	2002M01	2002M06	2002M12	2003M01	2003M06	2003M12	2004M01	2004M06	2004M12	2005M01	2005M06	2005M12	2006M01	2006M06	2006M12	2007M01	2007M06	2007M12
Nacional	78,458	81,881	85,604	86,5	91,289	96,063	96,317	97,356	98,065	98,299	100,61	100,436	100,752	98,326	100,928	100,88	104,8	108,815
Andalucía	77,433	80,954	85,012	86,043	90,894	96,2	96,341	97,723	98,64	98,801	101,115	100,723	100,875	98,184	101,442	101,483	105,51	109,317
Aragón	81,406	85,132	89,082	90,173	95,171	98,983	98,896	98,192	97,88	98,164	101,189	101,078	101,263	97,794	101,337	101,427	105,447	110,523
Asturias (Principado de)	76,137	79,881	83,709	85,092	92,037	96,556	96,919	97,722	98,243	98,177	99,762	99,934	100,306	98,431	100,837	100,625	104,381	108,818
Balears (Illes)	80,979	86	88,513	88,491	89,126	93,307	94,349	96,947	96,621	96,152	96,009	96,223	97,277	98,117	103,369	103,614	109,328	112,73
Canarias	83,851	89,54	93,928	94,997	98,973	102,296	102,634	104,856	105,286	104,922	103,098	100,733	100,892	98,12	101,255	101,337	108,665	113,42
Cantabria	78,917	83,61	87,929	88,886	91,724	95,764	96,096	97,926	98,767	98,863	101,315	100,904	101,279	98,417	100,026	99,814	103,331	107,188
Castilla y León	77,41	80,41	83,586	84,366	88,755	93,388	93,578	94,291	94,987	95,246	97,713	98,786	99,594	98,742	101,066	101,107	104,8	109,16
Castilla - La Mancha	77,613	81,671	85,087	86,238	91,438	98,248	98,577	99,699	100,471	100,71	102,137	101,012	101,111	97,936	101,385	101,222	105,519	109,784
Cataluña	78,43	81,578	85,392	86,141	90,572	94,996	95,091	95,511	95,738	96,19	99,066	99,75	100,276	98,406	100,758	100,597	104,594	109,117
Comunitat Valenciana	79,73	83,342	87,461	88,396	94,447	98,785	98,673	99,408	100,088	100,417	101,225	100,478	100,718	97,901	101,233	101,127	107,106	111,933
Extremadura	79,085	81,411	84,891	86,032	90,139	95,388	95,269	94,923	95,468	95,744	99,463	100,674	101,176	98,097	100,991	100,742	104,753	108,926
Galicia	77,156	79,544	83,837	84,984	90,75	93,981	94,274	95,106	96,82	97,118	100,903	100,774	101,114	98,562	100,237	100,127	102,86	106,037
Madrid (Comunidad de)	79,743	83,253	86,933	87,789	92,367	97,222	97,673	99,174	100,001	100,178	102,203	101,166	101,261	98,522	100,665	100,753	103,492	106,847
Murcia (Región de)	74,878	78,084	82,115	83,084	88,931	94,422	94,769	95,512	95,856	96,177	99,973	100,305	100,561	98,067	101,461	101,269	103,467	106,513
Navarra (Comunidad Foral de)	80,476	84,146	86,29	86,905	91,443	96,631	96,895	98,192	98,583	98,581	100,419	100,317	100,83	99,081	98,994	98,791	101,706	105,785
País Vasco	78,443	81,324	83,55	83,945	87,924	94,295	95,193	97,301	98,307	98,652	102,291	102,152	102,262	98,41	99,61	99,373	102,027	105,675
Rioja (La)	77,329	81,841	85,618	86,377	90,756	95,237	95,346	95,953	98,315	98,656	101,062	99,563	99,734	98,365	103,552	103,914	107,916	109,199
Ceuta	102,736	105,223	108,985
Melilla	102,296	104,026	107,44
C. Valenciana/Nacional	1,016	1,018	1,022	1,022	1,035	1,028	1,024	1,021	1,022	1,006	1,000	1,000	0,996	1,003	1,002	1,002	1,029	
C. Valenciana/Madrid	1,000	1,001	1,006	1,007	1,023	1,016	1,010	1,002	1,001	1,002	0,990	0,993	0,995	0,994	1,006	1,004	1,035	1,048
C. Valenciana/Cataluña	1,017	1,022	1,024	1,026	1,043	1,040	1,038	1,041	1,045	1,044	1,022	1,007	1,004	0,995	1,005	1,005	1,024	1,026
C. Valenciana/País Vasco	1,016	1,025	1,047	1,053	1,074	1,048	1,037	1,022	1,018	1,018	0,990	0,984	0,985	0,995	1,016	1,018	1,050	1,059
C. Valenciana/Castilla-La Mancha	1,027	1,020	1,028	1,025	1,033	1,005	1,001	0,997	0,996	0,997	0,991	0,995	0,996	1,000	0,999	0,999	1,015	1,020
C. Valenciana/Murcia	1,065	1,067	1,065	1,064	1,062	1,046	1,041	1,041	1,044	1,044	1,013	1,002	1,002	0,998	0,998	0,999	1,035	1,051
C. Valenciana/Aragón	0,979	0,979	0,982	0,980	0,992	0,998	0,998	1,012	1,023	1,023	1,000	0,994	0,995	1,001	0,999	0,997	1,016	1,013

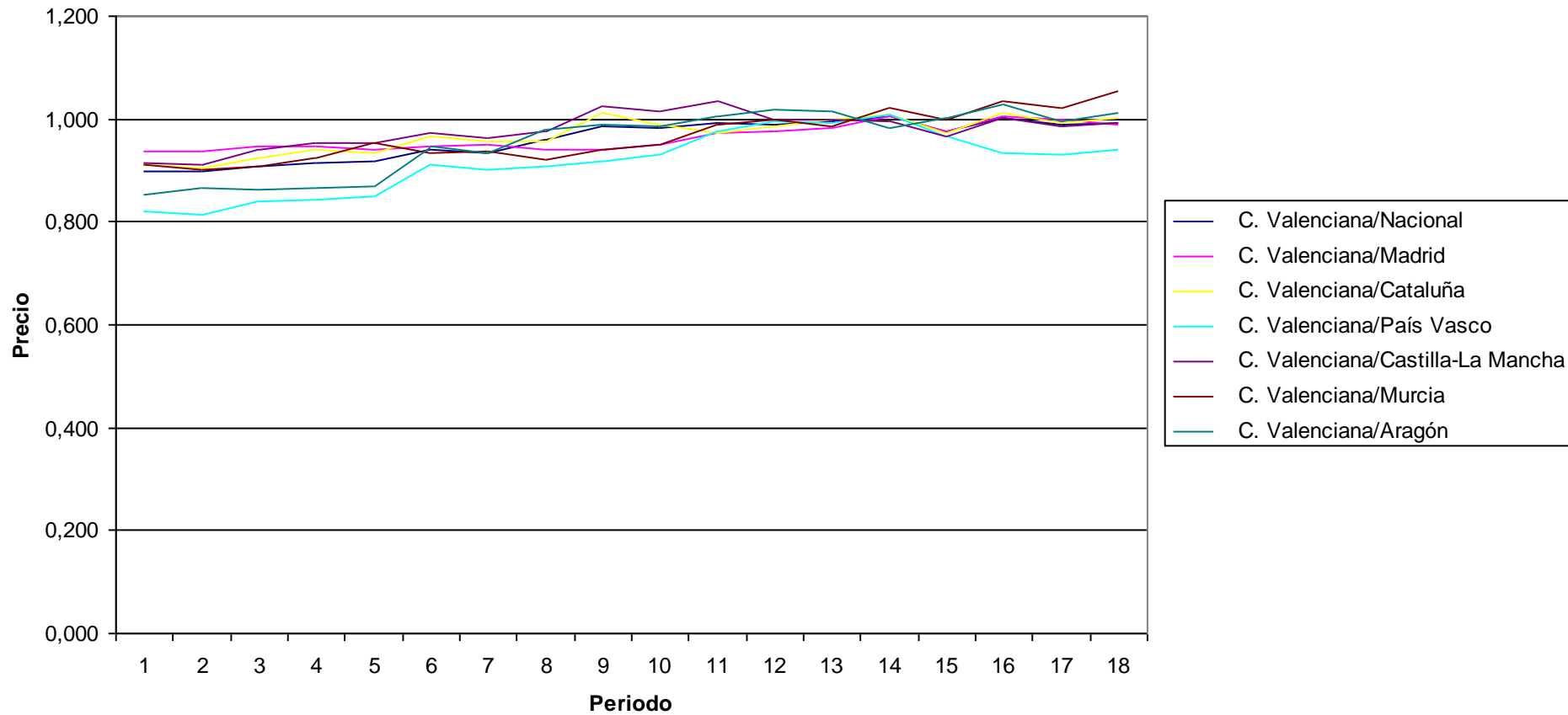
Precios: Frutas frescas



PRECIOS: Frutas en conserva y frutos frescos
Indices por comunidades autónomas de rúbricas
 Unidades:Base 2006=100

	Indice																	
	2002M01	2002M06	2002M12	2003M01	2003M06	2003M12	2004M01	2004M06	2004M12	2005M01	2005M06	2005M12	2006M01	2006M06	2006M12	2007M01	2007M06	2007M12
Nacional	71,417	72,152	72,156	72,322	73,078	76,639	77,317	84,334	90,441	92,182	96,007	98,007	98,351	100,44	99,304	100,164	100,465	101,143
Andalucía	72,996	73,604	73,831	74,437	75,63	80,723	81,761	85,689	90,626	92,254	94,57	98,648	99,501	100,222	99,263	99,583	99,993	101,143
Aragón	75,323	74,924	75,845	76,357	77,037	76,043	77,43	82,68	90,271	91,881	94,885	95,414	96,396	102,693	96,854	97,564	99,597	99,193
Asturias (Principado de)	71,549	71,569	69,54	71,039	69,231	74,663	75,685	78,549	81,09	83,211	94,69	97,407	97,985	101,473	98,335	99,367	102,893	98,459
Balears (Illes)	75,598	76,21	75,1	75,252	76,328	78,464	78,492	81,963	92,828	93,738	95,981	98,21	98,25	100,985	99,406	98,554	98,294	99,149
Canarias	79,691	80,771	83,072	83,641	83,928	84,181	84,369	86,804	92,731	92,986	95,28	98,309	97,778	100,809	101,304	102,363	101,482	104,076
Cantabria	78,458	75,731	78,891	76,882	76,701	84,183	83,955	88,185	92,603	94,109	97,728	98,524	99,273	98,787	101,669	102,213	103,342	103,49
Castilla y León	74,609	74,582	75,096	75,215	75,301	78,24	78,633	85,528	91,577	92,591	95,828	96,826	96,722	100,228	101,481	101,787	101,027	102,494
Castilla - La Mancha	70,302	71,119	69,601	69,345	70,32	73,9	75,104	82,775	87,015	89,39	92,015	97,187	97,895	101,28	100,176	99,994	100,557	101,016
Cataluña	70,549	71,642	70,893	70,29	71,699	74,46	75,511	84,426	88,215	91,572	97,759	98,433	98,073	100,084	99,608	98,961	100,001	99,985
Comunitat Valenciana	64,207	64,911	65,489	66,114	66,962	72	72,339	80,856	89,236	90,673	95,275	97,063	97,884	100,928	96,938	100,27	99,297	100,35
Extremadura	73,661	72,622	74,777	74,354	73,115	77,299	76,82	79,962	80,687	84,55	89,905	98,511	98,459	100,345	100,15	100,61	102,595	102,03
Galicia	71,472	73,352	73,713	74,129	73,744	77,241	77,186	83,095	90,44	92,312	97,09	98,23	98,283	100,572	99,16	99,008	99,358	100,241
Madrid (Comunidad de)	68,511	69,289	69,213	69,748	71,118	76,069	76,16	85,953	94,852	95,431	97,983	99,39	99,656	100,334	99,159	99,608	99,455	101,424
Murcia (Región de)	70,445	72,1	72,049	71,559	70,191	76,983	77,184	87,652	94,964	95,43	96,197	97,122	99,229	98,878	97,179	96,945	97,042	95,214
Navarra (Comunidad Foral de)	76,824	75,94	78,285	78,135	79,866	79,352	80,727	81,921	92,655	92,466	91,926	96,513	96,988	101,129	100,906	101,291	105,839	107,187
País Vasco	78,237	79,747	78,075	78,531	78,776	78,907	80,374	89,104	97,237	97,537	97,754	97,476	98,565	100,045	100,166	107,203	106,814	106,668
Rioja (La)	80,046	80,789	80,562	81,861	80,855	82,885	83,925	84,58	91,833	90,573	92,89	96,293	96,09	99,972	102,076	102,272	103,06	104,243
Ceuta	99,973	100,59	103,324
Melilla	100,391	100,071	97,564
C. Valenciana/Nacional	0,899	0,900	0,908	0,914	0,916	0,939	0,936	0,959	0,987	0,984	0,992	0,990	0,995	1,005	0,976	1,001	0,988	0,992
C. Valenciana/Madrid	0,937	0,937	0,946	0,948	0,942	0,947	0,950	0,941	0,941	0,950	0,972	0,977	0,982	1,006	0,978	1,007	0,998	0,989
C. Valenciana/Cataluña	0,910	0,906	0,924	0,941	0,934	0,967	0,958	0,958	1,012	0,990	0,975	0,986	0,998	1,008	0,973	1,013	0,993	1,004
C. Valenciana/País Vasco	0,821	0,814	0,839	0,842	0,850	0,912	0,900	0,907	0,918	0,930	0,975	0,996	0,993	1,009	0,968	0,935	0,930	0,941
C. Valenciana/Castilla-La Mancha	0,913	0,913	0,941	0,953	0,952	0,974	0,963	0,977	1,026	1,014	1,035	0,999	1,000	0,997	0,968	1,003	0,987	0,993
C. Valenciana/Murcia	0,911	0,900	0,909	0,924	0,954	0,935	0,937	0,922	0,940	0,950	0,990	0,999	0,986	1,021	0,998	1,034	1,023	1,054
C. Valenciana/Aragón	0,852	0,866	0,863	0,866	0,869	0,947	0,934	0,978	0,989	0,987	1,004	1,017	1,015	0,983	1,001	1,028	0,997	1,012

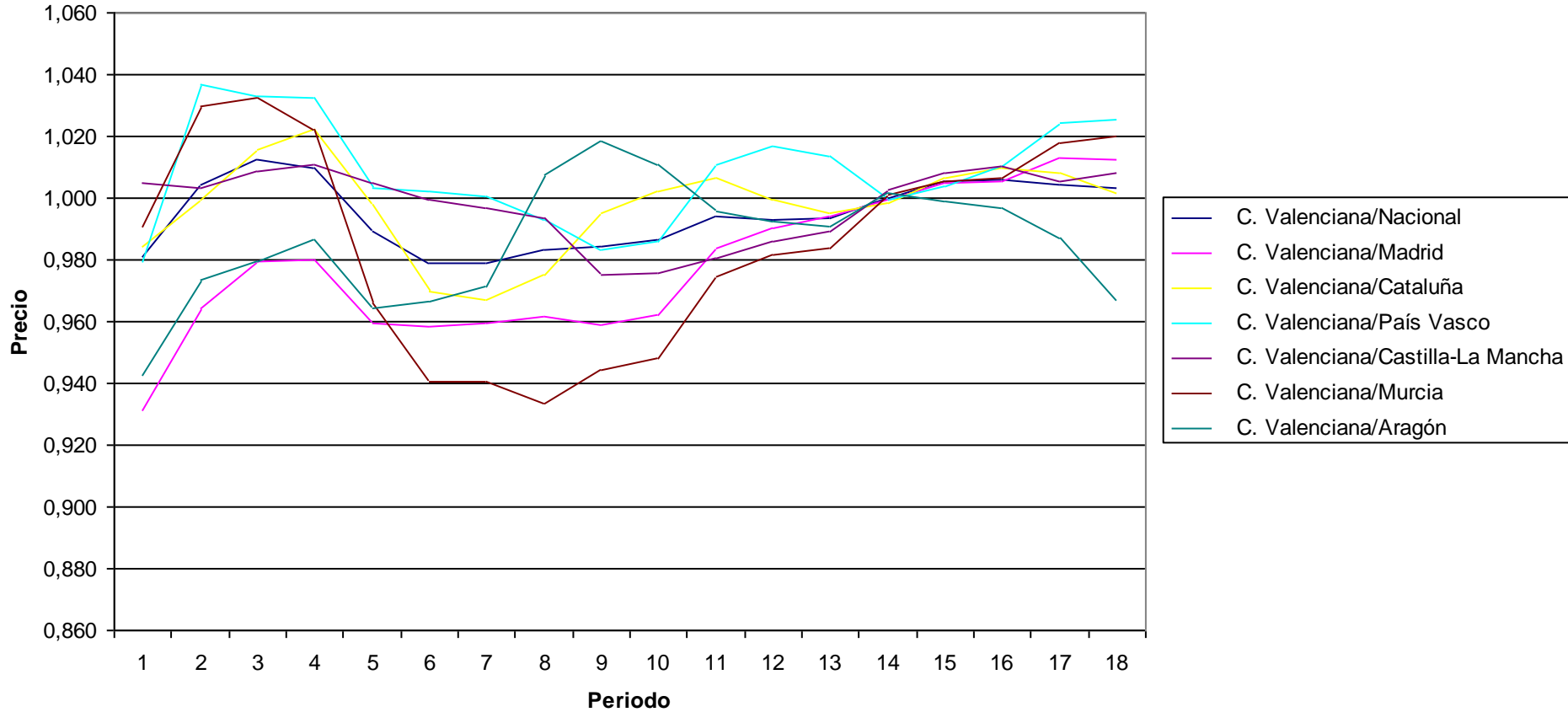
Precios: Frutas en conserva y frutos secos



PRECIOS: Legumbres y hortalizas frescas
Indices por comunidades autónomas de rúbricas
 Unidades:Base 2006=100

	Indice																	
	2002M01	2002M06	2002M12	2003M01	2003M06	2003M12	2004M01	2004M06	2004M12	2005M01	2005M06	2005M12	2006M01	2006M06	2006M12	2007M01	2007M06	2007M12
Nacional	79,858	88,051	91,34	89,548	90,462	98,4	99,094	97,105	92,212	92,92	101,39	102,733	102,833	98,709	102,135	102,783	106,512	109,897
Andalucía	77,994	86,324	90,074	89,112	89,54	99,024	99,752	97,831	92,209	93,181	103,53	104,826	104,276	98,376	102,462	104,022	108,791	111,1
Aragón	83,083	90,862	94,458	91,635	92,788	99,639	99,854	94,753	89,111	90,704	101,23	102,794	103,116	98,55	102,83	103,754	108,385	114,114
Asturias (Principado de)	80,591	88,274	92,692	92,025	93,169	98,554	98,971	97,235	93,918	94,403	101,329	102,401	102,51	98,648	101,439	102,023	105,479	108,686
Balears (Illes)	80,794	93,142	95,445	93,87	95,284	105,606	106,455	101,59	93,804	94,282	103,362	103,649	103,596	98,312	101,372	101,356	104,543	108,861
Canarias	73,602	80,958	81,873	82,793	84,472	89,363	88,52	88,817	89,541	90,635	98,068	101,482	102,273	99,538	101,105	101,108	107,115	110,734
Cantabria	79,914	87,113	91,243	89,99	89,452	95,705	95,642	94,003	90,339	92,124	100,985	102,47	102,288	98,717	102,344	103,108	107,176	109,816
Castilla y León	81,283	89,398	93,521	91,616	92,248	98,472	99,151	96,219	92,16	92,83	100,924	102,914	103,012	98,749	101,739	102,373	106,613	110,006
Castilla - La Mancha	77,94	88,154	91,695	89,432	89,029	96,372	97,329	96,065	93,085	93,954	102,825	103,473	103,283	98,46	101,908	102,353	106,403	109,363
Cataluña	79,609	88,497	91,088	88,464	89,645	99,301	100,327	97,909	91,206	91,496	100,129	102,08	102,688	98,894	102,043	102,423	106,148	110,074
Comunitat Valenciana	78,34	88,452	92,493	90,405	89,475	96,316	97,016	95,464	90,77	91,676	100,8	102,036	102,169	98,707	102,709	103,408	106,996	110,265
Extremadura	81,168	89,048	91,765	90,194	92,017	101,389	102,233	99,218	93,229	94,178	103,045	104,375	103,732	98,283	102,254	103,343	108,312	114,224
Galicia	82,519	86,895	91,777	90,968	93,252	98,218	98,712	96,773	93,717	94,326	100,939	101,95	102,113	98,823	101,675	102,139	104,654	108,345
Madrid (Comunidad de)	84,097	91,706	94,415	92,232	93,243	100,526	101,119	99,298	94,667	95,305	102,479	103,063	102,777	98,738	102,215	102,861	105,637	108,92
Murcia (Región de)	79,079	85,888	89,603	88,459	92,651	102,394	103,144	102,273	96,142	96,711	103,417	103,927	103,858	98,609	102,162	102,758	105,14	108,101
Navarra (Comunidad Foral de)	82,198	88,231	89,838	86,96	88,71	97,278	98,395	95,772	90,698	91,557	99,275	100,138	101,113	98,613	102,082	101,742	104,001	107,24
País Vasco	79,999	85,324	89,533	87,566	89,176	96,111	96,949	96,138	92,309	92,982	99,736	100,363	100,831	98,738	102,349	102,376	104,441	107,517
Rioja (La)	80,254	89,353	93,497	90,469	90,329	95,647	96,077	91,968	88,934	90,332	102,595	103,562	103,622	98,398	101,982	102,391	106,546	108,467
Ceuta	100,95	103,293	106,948
Melilla	101,358	105,508	107,231
C. Valenciana/Nacional	0,981	1,005	1,013	1,010	0,989	0,979	0,979	0,983	0,984	0,987	0,994	0,993	0,994	1,000	1,006	1,006	1,005	1,003
C. Valenciana/Madrid	0,932	0,965	0,980	0,980	0,960	0,958	0,959	0,961	0,959	0,962	0,984	0,990	0,994	1,000	1,005	1,005	1,013	1,012
C. Valenciana/Cataluña	0,984	0,999	1,015	1,022	0,998	0,970	0,967	0,975	0,995	1,002	1,007	1,000	0,995	0,998	1,007	1,010	1,008	1,002
C. Valenciana/País Vasco	0,979	1,037	1,033	1,032	1,003	1,002	1,001	0,993	0,983	0,986	1,011	1,017	1,013	1,000	1,004	1,010	1,024	1,026
C. Valenciana/Castilla-La Mancha	1,005	1,003	1,009	1,011	1,005	0,999	0,997	0,994	0,975	0,976	0,980	0,986	0,989	1,003	1,008	1,010	1,006	1,008
C. Valenciana/Murcia	0,991	1,030	1,032	1,022	0,966	0,941	0,941	0,933	0,944	0,948	0,975	0,982	0,984	1,001	1,005	1,006	1,018	1,020
C. Valenciana/Aragón	0,943	0,973	0,979	0,987	0,964	0,967	0,972	1,008	1,019	1,011	0,996	0,993	0,991	1,002	0,999	0,997	0,987	0,966

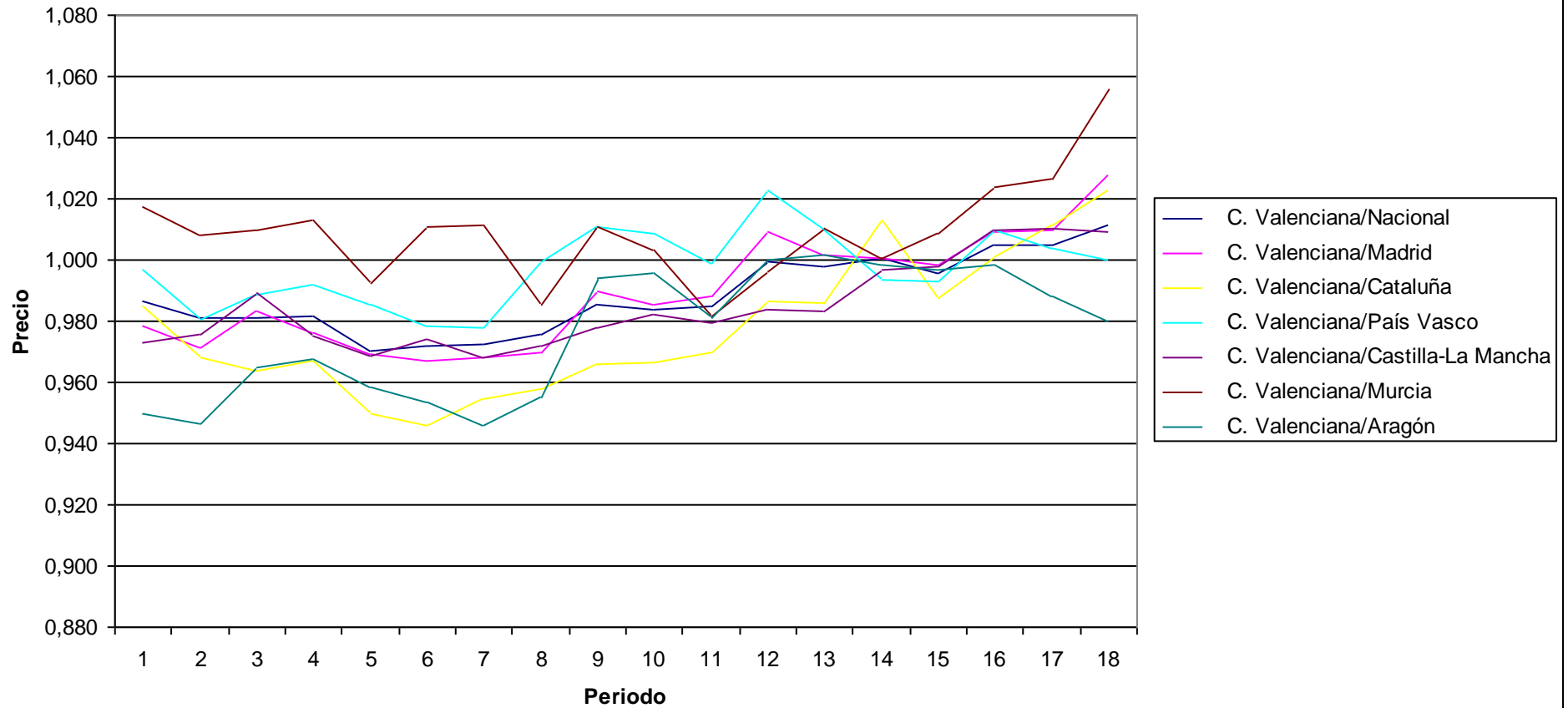
Precios: Legumbres y hortalizas frescas



PRECIOS: Preparados de legumbres y hortalizas
Índices por comunidades autónomas de rúbricas
 Unidades: Base 2006=100

	Índice																	
	2002M01	2002M06	2002M12	2003M01	2003M06	2003M12	2004M01	2004M06	2004M12	2005M01	2005M06	2005M12	2006M01	2006M06	2006M12	2007M01	2007M06	2007M12
Nacional	92,31	93,954	94,789	94,699	95,733	95,851	95,769	96,246	97,832	98,321	98,733	99,424	99,581	99,552	101,409	102,183	104,339	111,335
Andalucía	93,091	94,083	95,817	95,191	96,194	96,242	96,031	96,858	97,366	98,016	97,699	99,415	99,901	99,936	101,215	101,697	103,456	109,693
Aragón	95,876	97,395	96,374	96,114	96,905	97,725	98,437	98,318	96,954	97,142	99,069	99,363	99,213	99,759	101,26	102,836	106,106	114,903
Asturias (Principado de)	92,601	93,469	93,933	94,457	94,39	92,701	92,26	92,307	99,26	99,357	99,222	100,15	100,104	99,382	100,348	101,874	106,791	115,224
Baleares (Illes)	95,508	96,219	98,074	97,26	98,177	98,23	99,154	98,26	97,785	97,669	97,172	98,642	98,676	99,425	102,733	103,946	105,407	112,155
Canarias	92,193	92,941	94,441	94,877	99,882	97,953	97,856	97,206	99,275	100,148	100,544	99,401	98,081	100,556	100,999	102,051	105,89	113,197
Cantabria	95,566	97,255	94,626	93,247	94,824	95,81	95,182	95,991	99,201	100,493	101,087	102,052	101,253	99,496	101,307	102,301	104,832	112,361
Castilla y León	91,076	91,485	93,48	92,879	93,939	93,502	93,913	94,794	96,38	97,099	97,998	98,579	98,404	100,148	102,024	103,165	105,757	114,073
Castilla - La Mancha	93,556	94,442	94,017	95,347	95,883	95,659	96,213	96,639	98,586	98,452	99,283	100,997	101,061	99,951	101,18	101,668	103,826	111,577
Cataluña	92,42	95,219	96,487	96,157	97,79	98,485	97,578	98,06	99,754	100,037	100,23	100,737	100,781	98,314	102,25	102,532	103,706	110,051
Comunitat Valenciana	91,042	92,168	93,013	92,973	92,871	93,177	93,141	93,907	96,379	96,701	97,218	99,35	99,358	99,606	100,955	102,67	104,866	112,578
Extremadura	89,821	93,484	95,338	96,481	96,484	95,896	97,372	97,759	99,23	99,768	101,195	99,317	98,666	99,967	99,809	101,708	106,295	118,083
Galicia	89,695	91,28	92,605	92,172	94,371	92,977	94,085	94,334	100,209	100,287	99,429	99,708	98,852	99,577	101,903	103,331	104,073	111,086
Madrid (Comunidad de)	93,048	94,869	94,581	95,215	95,821	96,357	96,221	96,865	97,386	98,146	98,369	98,458	99,197	99,544	101,104	101,716	103,871	109,526
Murcia (Región de)	89,491	91,451	92,097	91,804	93,6	92,173	92,09	95,323	95,373	96,4	99,059	99,721	98,36	99,563	100,098	100,311	102,172	106,58
Navarra (Comunidad Foral de)	91,393	91,46	92,922	92,822	92,027	94,462	94,404	97,012	96,837	97,786	98,787	98,886	100,474	99,787	100,875	101,215	103,956	114,656
País Vasco	91,34	93,995	94,077	93,755	94,239	95,227	95,25	93,981	95,334	95,849	97,309	97,153	98,4	100,262	101,697	101,664	104,492	112,561
Rioja (La)	90,885	90,859	92,675	93,16	93,71	92,076	91,607	93,688	95,163	95,704	98,197	99,654	99,432	100,426	101,358	101,087	102,697	109,314
Ceuta	100,744	105,233	121,327
Melilla	102,758	107,77	113,522
C. Valenciana/Nacional	0,986	0,981	0,981	0,982	0,970	0,972	0,973	0,976	0,985	0,984	0,985	0,999	0,998	1,001	0,996	1,005	1,005	1,011
C. Valenciana/Madrid	0,978	0,972	0,983	0,976	0,969	0,967	0,968	0,969	0,990	0,985	0,988	1,009	1,002	1,001	0,999	1,009	1,010	1,028
C. Valenciana/Cataluña	0,985	0,968	0,964	0,967	0,950	0,946	0,955	0,958	0,966	0,967	0,970	0,986	0,986	1,013	0,987	1,001	1,011	1,023
C. Valenciana/País Vasco	0,997	0,981	0,989	0,992	0,985	0,978	0,978	0,999	1,011	1,009	0,999	1,023	1,010	0,993	0,993	1,010	1,004	1,000
C. Valenciana/Castilla-La Mancha	0,973	0,976	0,989	0,975	0,969	0,974	0,968	0,972	0,978	0,982	0,979	0,984	0,983	0,997	0,998	1,010	1,010	1,009
C. Valenciana/Murcia	1,017	1,008	1,010	1,013	0,992	1,011	1,011	0,985	1,011	1,003	0,981	0,996	1,010	1,000	1,009	1,024	1,026	1,056
C. Valenciana/Aragón	0,950	0,946	0,965	0,967	0,958	0,953	0,946	0,955	0,994	0,995	0,981	1,000	1,001	0,998	0,997	0,998	0,988	0,980

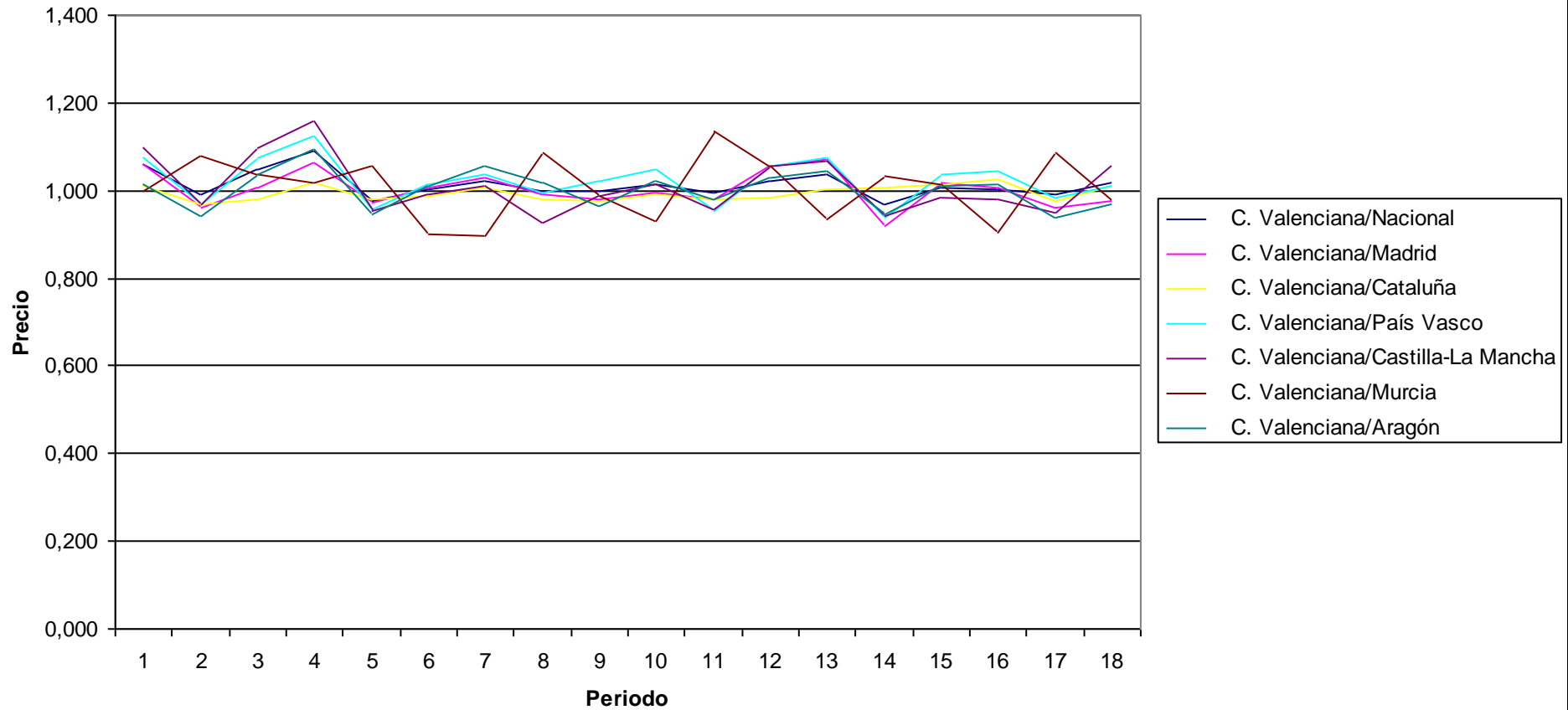
Precios: Preparados de legumbres y hortalizas



PRECIOS: Patatas y sus preparados
Indices por comunidades autónomas de rúbricas
 Unidades:Base 2006=100

	Indice																	
	2002M01	2002M06	2002M12	2003M01	2003M06	2003M12	2004M01	2004M06	2004M12	2005M01	2005M06	2005M12	2006M01	2006M06	2006M12	2007M01	2007M06	2007M12
Nacional	75,823	81,622	72,678	73,264	81,84	86,848	88,356	101,438	83,941	85,318	86,541	86,12	87,702	108,442	106,771	109,08	111,022	101,661
Andalucía	76,195	80,841	74,232	74,582	82,064	89,219	91,178	101,214	84,683	86,705	85,036	85,708	87,348	106,821	108,812	109,76	106,045	99,397
Aragón	79,081	85,937	73,494	72,978	84,287	86,233	85,331	99,279	86,922	84,789	87,879	85,644	86,943	111,23	106,293	107,813	117,024	106,807
Asturias (Principado de)	66,561	83,131	63,653	63,079	87,846	78,616	77,008	101,736	74,167	73,851	77,434	86,759	87,322	113,76	103,82	104,705	107,342	90,151
Balears (Illes)	88,326	85,392	82,122	84,355	87,706	97,19	96,784	94,742	94,427	94,448	89,012	92,762	96,366	97,973	107,311	108,377	116,974	117,152
Canarias	83,327	82,206	71,583	71,448	84,406	83,216	84,45	93,309	86,423	87,874	87,569	93,494	91,377	101,06	111,192	115,369	104,645	105,12
Cantabria	70,52	86,603	69,684	69,717	76,714	81,737	83,596	98,4	82,979	80,157	84,246	74,799	74,518	117,429	104,999	105,029	115,076	94,169
Castilla y León	71,806	84,323	65,724	65,779	81,12	84,513	85,861	104,728	77,578	78,683	87,238	82,48	84,227	117,436	103,459	106,621	115,519	94,562
Castilla - La Mancha	73,16	83,539	69,565	69,024	83,744	88,083	89,16	109,183	85,001	85,318	89,689	83,624	85,092	111,529	109,108	111,727	115,805	97,93
Cataluña	79,457	83,539	77,821	78,482	81,515	88,385	89,417	103,242	86,024	87,142	87,695	89,46	90,419	104,264	106,141	106,821	112,527	102,662
Comunitat Valenciana	80,29	80,999	76,266	79,886	79,742	87,187	90,114	101,203	83,983	86,529	85,991	88,132	90,768	105,043	107,514	109,485	109,88	103,615
Extremadura	76,66	82,314	72,113	74,755	82,878	90,674	91,346	97,348	80,878	84,036	85,295	84,44	86,227	109,467	105,951	109,028	110,696	89,381
Galicia	58,384	74,04	58,204	57,428	78,771	79,144	83,215	109,861	77,477	77,456	91,055	79,37	80,41	119,168	103,908	107,229	122,493	95,647
Madrid (Comunidad de)	75,881	84,343	75,843	75,169	81,882	86,538	87,611	101,923	85,552	86,845	87,845	83,508	84,633	114,148	105,719	108,959	114,387	106,324
Murcia (Región de)	80,235	75,074	73,589	78,483	75,533	96,743	100,591	93,329	85,094	93,009	75,815	83,583	96,98	101,705	105,976	121,087	101,307	106,158
Navarra (Comunidad Foral de)	75,36	82,521	74,113	74,021	87,362	92,912	91,822	101,85	84,983	84,062	86,641	81,834	83,852	112,627	107,562	109,595	117,114	101,156
País Vasco	74,623	83,578	70,915	71,199	83,232	85,826	86,906	101,704	82,155	82,622	90,069	83,396	84,514	111,859	103,695	104,663	111,695	102,536
Rioja (La)	71,51	82,662	64,536	65,981	79,367	80,66	80,894	104,428	83,994	83,244	82,727	85,84	87,851	114,048	100,236	98,746	112,489	99,079
Ceuta	110,394	110,855	101,743
Melilla	107,888	108,776	104,126
C. Valenciana/Nacional	1,059	0,992	1,049	1,090	0,974	1,004	1,020	0,998	1,001	1,014	0,994	1,023	1,035	0,969	1,007	1,004	0,990	1,019
C. Valenciana/Madrid	1,058	0,960	1,006	1,063	0,974	1,007	1,029	0,993	0,982	0,996	0,979	1,055	1,072	0,920	1,017	1,005	0,961	0,975
C. Valenciana/Cataluña	1,010	0,970	0,980	1,018	0,978	0,986	1,008	0,980	0,976	0,993	0,981	0,985	1,004	1,007	1,013	1,025	0,976	1,009
C. Valenciana/País Vasco	1,076	0,969	1,075	1,122	0,958	1,016	1,037	0,995	1,022	1,047	0,955	1,057	1,074	0,939	1,037	1,046	0,984	1,011
C. Valenciana/Castilla-La Mancha	1,097	0,970	1,096	1,157	0,952	0,990	1,011	0,927	0,988	1,014	0,959	1,054	1,067	0,942	0,985	0,980	0,949	1,058
C. Valenciana/Murcia	1,001	1,079	1,036	1,018	1,056	0,901	0,896	1,084	0,987	0,930	1,134	1,054	0,936	1,033	1,015	0,904	1,085	0,976
C. Valenciana/Aragón	1,015	0,943	1,038	1,095	0,946	1,011	1,056	1,019	0,966	1,021	0,979	1,029	1,044	0,944	1,011	1,016	0,939	0,970

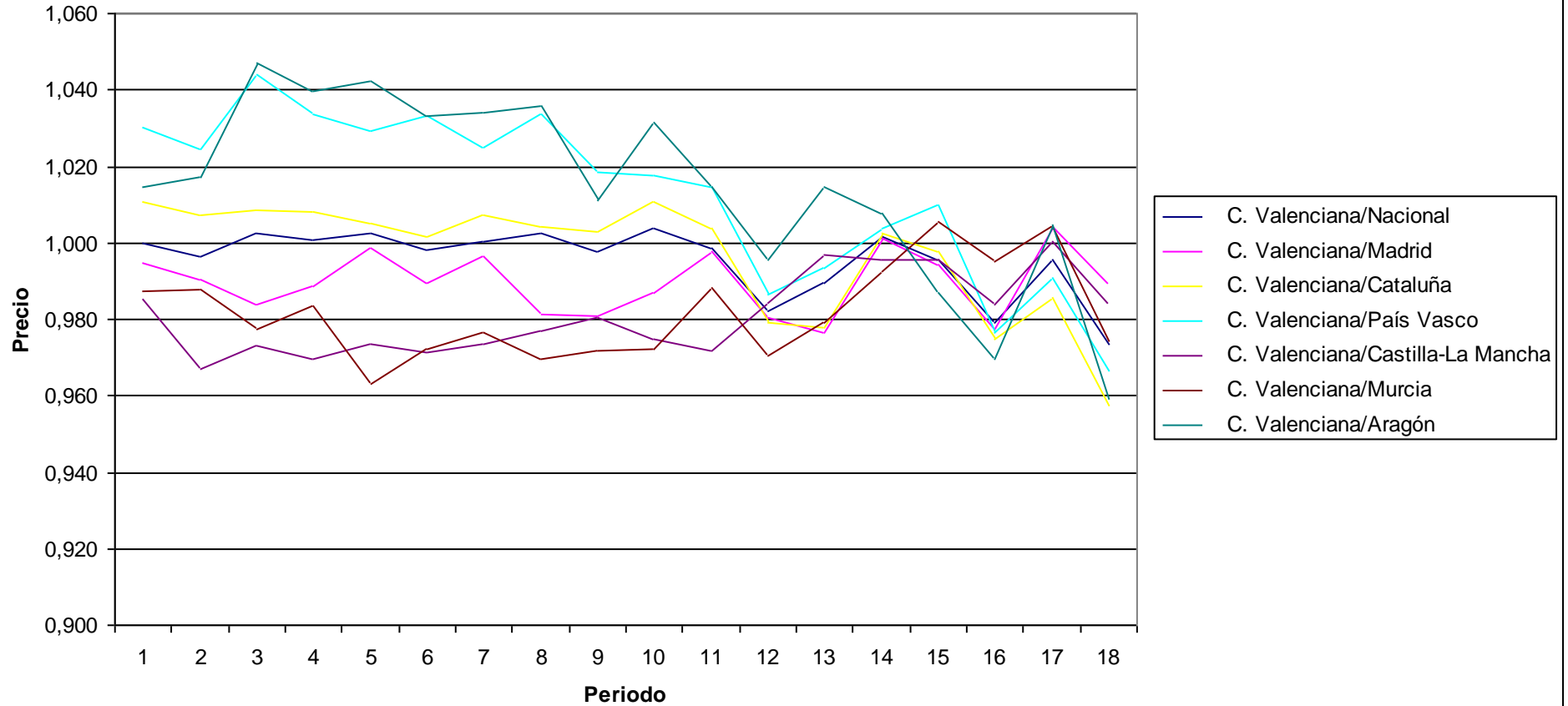
Precios: Patatas y sus preparados



PRECIOS: Café, cacao e infusiones
Indices por comunidades autónomas de rúbricas
 Unidades:Base 2006=100

	Indice																	
	2002M01	2002M06	2002M12	2003M01	2003M06	2003M12	2004M01	2004M06	2004M12	2005M01	2005M06	2005M12	2006M01	2006M06	2006M12	2007M01	2007M06	2007M12
Nacional	89,886	90,057	90,392	90,148	93,686	92,921	92,888	92,379	91,922	92,494	94,876	97,155	97,884	100,383	101,305	101,701	105,188	107,086
Andalucía	90,552	90,411	90,399	90,722	94,404	93,923	93,781	92,841	91,822	92,485	95,404	97,199	97,914	99,556	101,199	101,153	104,36	105,723
Aragón	88,609	88,205	86,567	86,768	90,102	89,776	89,854	89,398	90,725	89,978	93,412	95,848	95,471	99,794	102,204	102,725	104,225	108,658
Asturias (Principado de)	85,873	85,186	86,417	85,625	90,711	90,19	89,263	88,128	88,404	88,083	91,945	97,39	97,977	100,445	102,03	103,034	106,691	109,052
Balears (Illes)	90,671	89,658	89,131	88,587	92,167	90,702	91,631	89,528	89,261	90,604	93,298	97,276	97,709	100,068	104,027	102,95	106,979	107,444
Canarias	91,222	92,944	91,256	91,475	92,529	93,33	92,394	91,607	91,061	91,46	96,86	98,932	98,865	100,337	102,588	104,46	105,121	109,341
Cantabria	91,922	93,743	94,979	94,226	94,833	94,017	94,664	94,415	94,15	93,935	94,811	95,486	95,25	100,137	102,304	101,44	104,945	109,216
Castilla y León	89,912	91,283	91,644	92,076	95,357	94,523	94,863	94,215	92,556	92,9	95,95	97,427	97,303	100,372	101,326	102,138	104,943	107,134
Castilla - La Mancha	91,248	92,788	93,149	93,012	96,501	95,463	95,466	94,783	93,543	95,217	97,53	96,973	97,173	100,992	101,322	101,242	104,668	105,924
Cataluña	88,951	89,078	89,872	89,464	93,459	92,608	92,253	92,204	91,459	91,853	94,386	97,491	99,06	100,301	101,089	102,15	106,245	108,881
Comunitat Valenciana	89,894	89,719	90,626	90,199	93,93	92,741	92,92	92,596	91,721	92,825	94,759	95,441	96,864	100,547	100,873	99,599	104,723	104,205
Extremadura	94,258	93,635	92,853	92,438	95,972	93,185	94,36	93,678	92,033	92,079	95,143	97,179	96,761	100,87	101,698	101,788	104,013	105,652
Galicia	88,589	89,002	89,09	88,263	92,415	91,793	92,033	90,481	91,95	92,445	94,053	96,69	96,628	101,728	101,201	101,533	106,908	109,844
Madrid (Comunidad de)	90,392	90,601	92,119	91,226	94,049	93,717	93,236	94,341	93,502	94,041	94,987	97,35	99,183	100,418	101,449	101,904	104,265	105,365
Murcia (Región de)	91,05	90,83	92,706	91,708	97,542	95,384	95,153	95,513	94,403	95,485	95,894	98,33	98,93	101,286	100,333	100,081	104,3	106,983
Navarra (Comunidad Foral de)	97,404	94,078	95,102	93,896	96,764	96,826	97,224	95,256	96,048	96,317	97,004	99,716	97,732	100,663	101,346	102,683	106,821	108,01
País Vasco	87,248	87,556	86,816	87,28	91,242	89,752	90,663	89,569	90,055	91,226	93,394	96,731	97,525	100,183	99,89	101,982	105,675	107,854
Rioja (La)	88,142	88,501	87,816	88,943	92,872	91,482	92,473	92,315	92,658	92,934	94,81	97,784	98,043	100,302	101,162	102,045	105,093	105,256
Ceuta	99,468	104,487	107,52
Melilla	103,604	103,037	108,208
C. Valenciana/Nacional	1,000	0,996	1,003	1,001	1,003	0,998	1,000	1,002	0,998	1,004	0,999	0,982	0,990	1,002	0,996	0,979	0,996	0,973
C. Valenciana/Madrid	0,994	0,990	0,984	0,989	0,999	0,990	0,997	0,982	0,981	0,987	0,998	0,980	0,977	1,001	0,994	0,977	1,004	0,989
C. Valenciana/Cataluña	1,011	1,007	1,008	1,008	1,005	1,001	1,007	1,004	1,003	1,011	1,004	0,979	0,978	1,002	0,998	0,975	0,986	0,957
C. Valenciana/País Vasco	1,030	1,025	1,044	1,033	1,029	1,033	1,025	1,034	1,018	1,018	1,015	0,987	0,993	1,004	1,010	0,977	0,991	0,966
C. Valenciana/Castilla-La Mancha	0,985	0,967	0,973	0,970	0,973	0,971	0,973	0,977	0,981	0,975	0,972	0,984	0,997	0,996	0,996	0,984	1,001	0,984
C. Valenciana/Murcia	0,987	0,988	0,978	0,984	0,963	0,972	0,977	0,969	0,972	0,972	0,988	0,971	0,979	0,993	1,005	0,995	1,004	0,974
C. Valenciana/Aragón	1,015	1,017	1,047	1,040	1,042	1,033	1,034	1,036	1,011	1,032	1,014	0,996	1,015	1,008	0,987	0,970	1,005	0,959

Precios: Café, cacao e infusiones



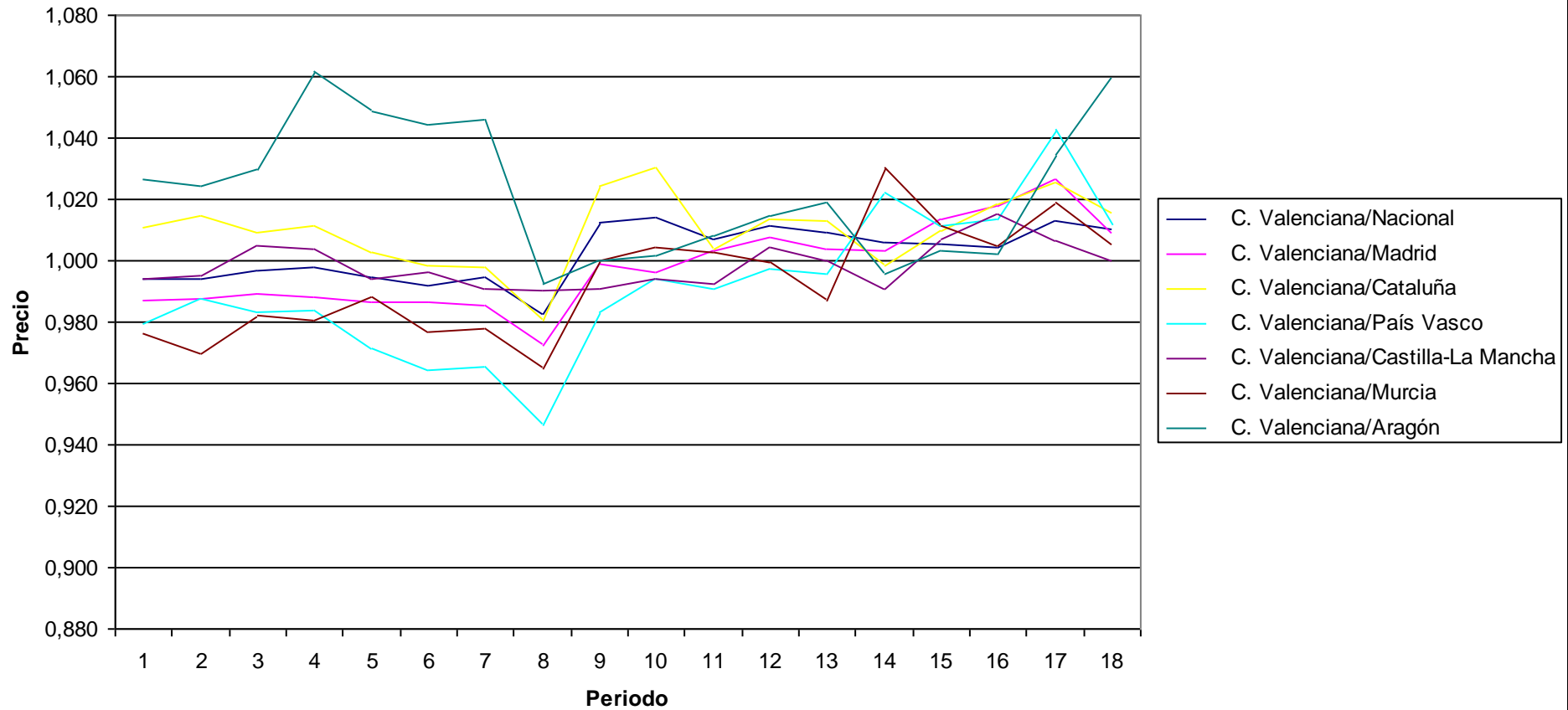
PRECIOS: Azúcar

Indices por comunidades autónomas de rúbricas

Unidades:Base 2006=100

	Indice																	
	2002M01	2002M06	2002M12	2003M01	2003M06	2003M12	2004M01	2004M06	2004M12	2005M01	2005M06	2005M12	2006M01	2006M06	2006M12	2007M01	2007M06	2007M12
Nacional	98,527	99,294	98,998	98,79	98,34	97,628	97,314	98,103	99,845	99,825	100,421	100,616	100,1	100,004	99,704	100,297	102,042	102,077
Andalucía	98,09	100,108	98,772	98,548	98,129	97,652	97,027	97,646	100,06	99,796	101,089	100,93	100,714	99,113	99,931	100,942	102,094	102,063
Aragón	95,423	96,351	95,83	92,838	93,309	92,708	92,51	97,14	101,061	101,061	100,281	100,288	99,14	101,028	99,909	100,512	99,909	97,289
Asturias (Principado de)	99,489	100,559	99,405	99,915	99,433	98,654	97,567	97,523	101,486	103,184	102,452	102,98	102,454	98,82	99,269	101,383	106,502	101,554
Balears (Illes)	100,557	100,639	101,463	101,463	100,353	100,398	99,765	100,76	100,702	101,356	103,981	102,258	101,149	100,434	98,197	100,511	103,946	101,861
Canarias	84,528	85,171	85,135	86,018	85,217	84,027	83,624	79,006	79,221	79,221	81,676	83,998	84,827	101,098	108,67	109,796	109,65	108,633
Cantabria	99,752	99,916	100,462	100,462	99,515	98,941	99,115	100,275	102,441	102,441	100,808	100,602	100,415	99,495	101,196	99,537	101,172	99,943
Castilla y León	99,339	100,056	99,739	99,714	99,525	98,714	98,473	98,909	98,714	99,035	99,89	100,863	99,907	100,575	99,69	100,769	101,358	101,175
Castilla - La Mancha	98,533	99,171	98,2	98,179	98,399	97,223	97,668	97,311	102,002	101,825	101,853	101,319	101,033	101,545	99,515	99,205	102,697	103,143
Cataluña	96,897	97,249	97,791	97,453	97,568	96,974	96,971	98,315	98,7	98,256	100,707	100,409	99,733	100,748	99,298	98,902	100,805	101,551
Comunitat Valenciana	97,964	98,685	98,678	98,552	97,824	96,831	96,784	96,381	101,077	101,215	101,109	101,748	101,041	100,603	100,239	100,716	103,385	103,149
Extremadura	97,194	96,735	96,32	96,735	97,599	95,706	94,523	96,785	96,692	95,879	99,574	100,569	100,658	100,521	98,093	100,798	102,015	101,293
Galicia	103,792	104,324	104,262	103,271	101,604	101,118	100,448	101,999	102,075	102,041	101,388	101,669	100,075	100,296	98,812	99,381	101,684	100,943
Madrid (Comunidad de)	99,233	99,946	99,74	99,742	99,138	98,145	98,221	99,095	101,201	101,604	100,803	100,973	100,642	100,251	98,895	98,937	100,739	102,245
Murcia (Región de)	100,372	101,753	100,486	100,486	98,976	99,127	98,984	99,91	101,06	100,782	100,851	101,822	102,396	97,648	99,139	100,255	101,467	102,633
Navarra (Comunidad Foral de)	102,091	103,144	103,18	103,563	100,566	100,014	98,491	101,325	104,498	103,94	100,868	101,699	101,699	97,02	100,931	100,232	98,664	101,599
País Vasco	100,003	99,916	100,362	100,197	100,692	100,422	100,271	101,844	102,782	101,805	102,069	102,03	101,507	98,402	99,09	99,396	99,156	101,977
Rioja (La)	99,357	97,875	98,996	98,996	99,371	98,816	98,816	99,272	100,483	100,387	103,594	101,691	101,181	100,572	98,598	101,658	102,388	100,086
Ceuta	100	124,065	126,082
Melilla	108,719	128,961	125,378
C. Valenciana/Nacional	0,994	0,994	0,997	0,998	0,995	0,992	0,995	0,982	1,012	1,014	1,007	1,011	1,009	1,006	1,005	1,004	1,013	1,011
C. Valenciana/Madrid	0,987	0,987	0,989	0,988	0,987	0,987	0,985	0,973	0,999	0,996	1,003	1,008	1,004	1,004	1,014	1,018	1,026	1,009
C. Valenciana/Cataluña	1,011	1,015	1,009	1,011	1,003	0,999	0,998	0,980	1,024	1,030	1,004	1,013	1,013	0,999	1,009	1,018	1,026	1,016
C. Valenciana/País Vasco	0,980	0,988	0,983	0,984	0,972	0,964	0,965	0,946	0,983	0,994	0,991	0,997	0,995	1,022	1,012	1,013	1,043	1,011
C. Valenciana/Castilla-La Mancha	0,994	0,995	1,005	1,004	0,994	0,996	0,991	0,990	0,991	0,994	0,993	1,004	1,000	0,991	1,007	1,015	1,007	1,000
C. Valenciana/Murcia	0,976	0,970	0,982	0,981	0,988	0,977	0,978	0,965	1,000	1,004	1,003	0,999	0,987	1,030	1,011	1,005	1,019	1,005
C. Valenciana/Aragón	1,027	1,024	1,030	1,062	1,048	1,044	1,046	0,992	1,000	1,002	1,008	1,015	1,019	0,996	1,003	1,002	1,035	1,060

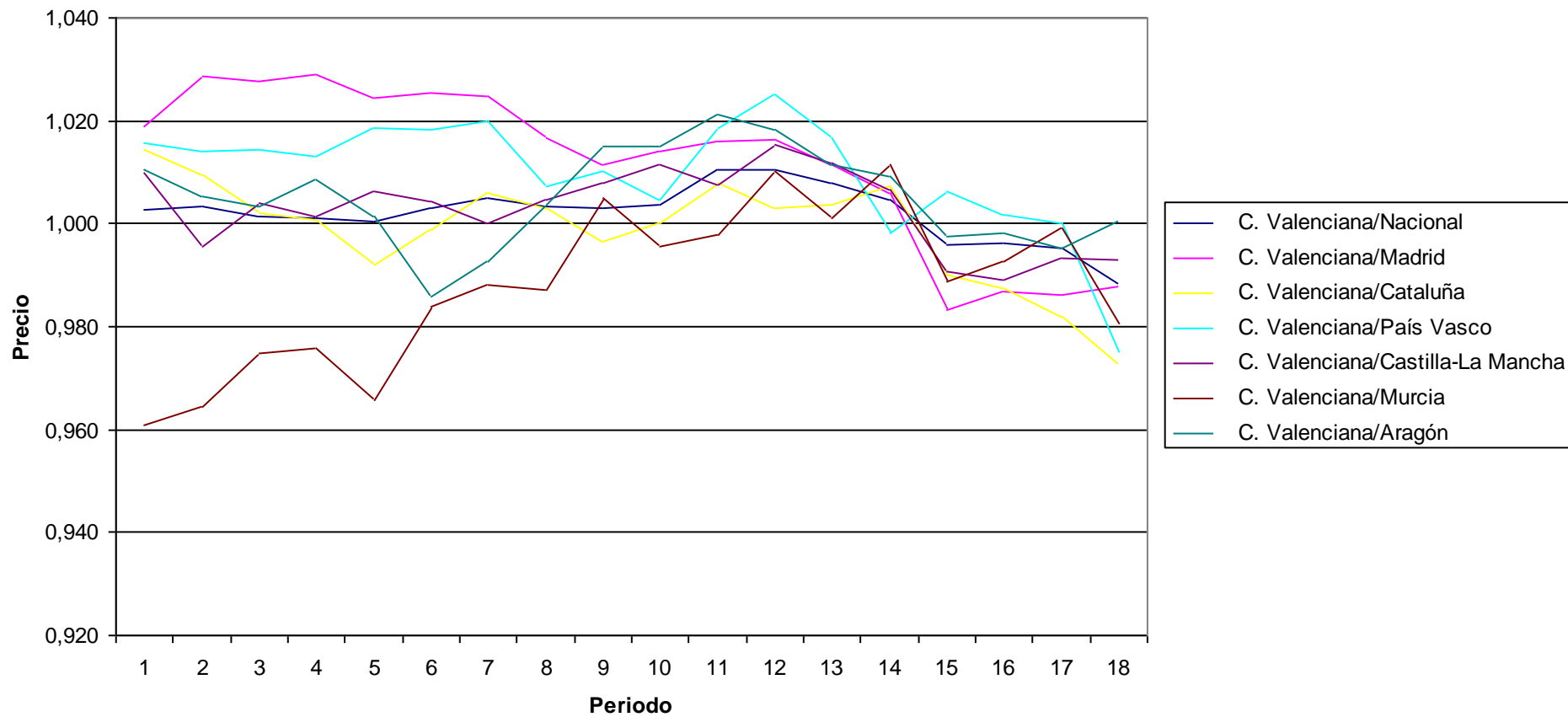
Precios: Azúcar



PRECIOS: Otros preparados alimenticios
Indices por comunidades autónomas de rúbricas
 Unidades:Base 2006=100

	Indice																	
	2002M01	2002M06	2002M12	2003M01	2003M06	2003M12	2004M01	2004M06	2004M12	2005M01	2005M06	2005M12	2006M01	2006M06	2006M12	2007M01	2007M06	2007M12
Nacional	88,117	89,508	91,035	91,469	93,708	94,536	94,772	96,306	97,032	97,484	97,669	98,062	98,584	99,993	100,994	101,258	102,994	105,021
Andalucía	89,236	90,36	91,832	92,236	93,88	94,706	95,383	96,639	97,423	98,092	98,093	98,098	98,305	100,199	100,491	100,562	102,104	103,982
Aragón	87,433	89,326	90,849	90,797	93,634	96,206	95,951	96,255	95,886	96,382	96,643	97,299	98,231	99,543	100,841	101,069	102,973	103,767
Asturias (Principado de)	86,218	88,115	89,858	89,643	91,798	92,677	92,146	92,877	93,963	94,42	95,167	96,103	97,522	100,333	100,416	100,26	103,18	105,655
Baleares (Illes)	86,17	87,922	88,87	90,363	92,786	92,725	93,898	94,873	95,035	95,192	95,691	97,242	97,698	100,332	100,796	100,394	103,152	104,591
Canarias	90,011	92,409	94,338	94,887	96,198	98,47	98,995	99,332	99,329	100,378	97,441	98,686	99,004	99,768	100,702	101,1	102,324	105,283
Cantabria	83,712	84,271	87,771	87,185	90,729	90,861	91,063	95,826	95,856	95,896	97,098	97,096	97,289	99,923	100,311	100,164	101,526	103,383
Castilla y León	88,543	89,553	91,721	92,312	94,82	95,527	95,359	96,85	97,466	97,607	97,523	98,52	99,031	99,965	100,994	101,354	102,568	104,837
Castilla - La Mancha	87,511	90,199	90,8	91,425	93,173	94,409	95,225	96,179	96,545	96,723	97,971	97,586	98,192	99,784	101,523	102,002	103,196	104,548
Cataluña	87,106	88,973	90,958	91,486	94,508	94,951	94,653	96,316	97,656	97,805	97,931	98,78	98,983	99,733	101,595	102,17	104,376	106,74
Comunitat Valenciana	88,36	89,811	91,152	91,566	93,756	94,828	95,231	96,614	97,314	97,83	98,702	99,076	99,36	100,456	100,593	100,888	102,495	103,805
Extremadura	88,743	88,855	90,791	91,275	93,024	93,241	93,374	96,697	97,186	97,382	97,167	97,595	98,497	100,229	100,586	100,744	102,234	105,541
Galicia	90,888	92,168	93,019	93,799	96,105	96,091	96,343	97,374	97,591	98,031	98,759	98,503	98,994	99,71	100,184	100,681	102,974	104,876
Madrid (Comunidad de)	86,719	87,321	88,698	89,001	91,512	92,478	92,927	95,027	96,201	96,475	97,148	97,47	98,222	99,873	102,293	102,225	103,922	105,094
Murcia (Región de)	91,951	93,115	93,507	93,833	97,075	96,375	96,378	97,874	96,833	98,257	98,915	98,064	99,245	99,303	101,722	101,619	102,57	105,898
Navarra (Comunidad Foral de)	92,506	94,446	95,747	96,077	96,977	97,716	97,222	98,175	100,163	100,206	100,463	100,553	101,327	99,715	99,899	100,673	101,992	103,891
País Vasco	86,999	88,559	89,857	90,379	92,044	93,126	93,378	95,919	96,327	97,393	96,89	96,641	97,742	100,628	99,979	100,715	102,471	106,501
Rioja (La)	89,038	90,469	91,309	91,971	92,993	93,32	93,948	95,806	96,565	97,184	96,741	99,279	99,487	98,93	102,051	102,406	103,633	104,564
Ceuta	100,066	101,522	101,948
Melilla	104,709	105,414	107,61
C. Valenciana/Nacional	1,003	1,003	1,001	1,001	1,001	1,003	1,005	1,003	1,003	1,004	1,011	1,010	1,008	1,005	0,996	0,996	0,995	0,988
C. Valenciana/Madrid	1,019	1,029	1,028	1,029	1,025	1,025	1,025	1,017	1,012	1,014	1,016	1,016	1,012	1,006	0,983	0,987	0,986	0,988
C. Valenciana/Cataluña	1,014	1,009	1,002	1,001	0,992	0,999	1,006	1,003	0,996	1,000	1,008	1,003	1,004	1,007	0,990	0,987	0,982	0,973
C. Valenciana/País Vasco	1,016	1,014	1,014	1,013	1,019	1,018	1,020	1,007	1,010	1,004	1,019	1,025	1,017	0,998	1,006	1,002	1,000	0,975
C. Valenciana/Castilla-La Mancha	1,010	0,996	1,004	1,002	1,006	1,004	1,000	1,005	1,008	1,011	1,007	1,015	1,012	1,007	0,991	0,989	0,993	0,993
C. Valenciana/Murcia	0,961	0,965	0,975	0,976	0,966	0,984	0,988	0,987	1,005	0,996	0,998	1,010	1,001	1,012	0,989	0,993	0,999	0,980
C. Valenciana/Aragón	1,011	1,005	1,003	1,008	1,001	0,986	0,992	1,004	1,015	1,015	1,021	1,018	1,011	1,009	0,998	0,998	0,995	1,000

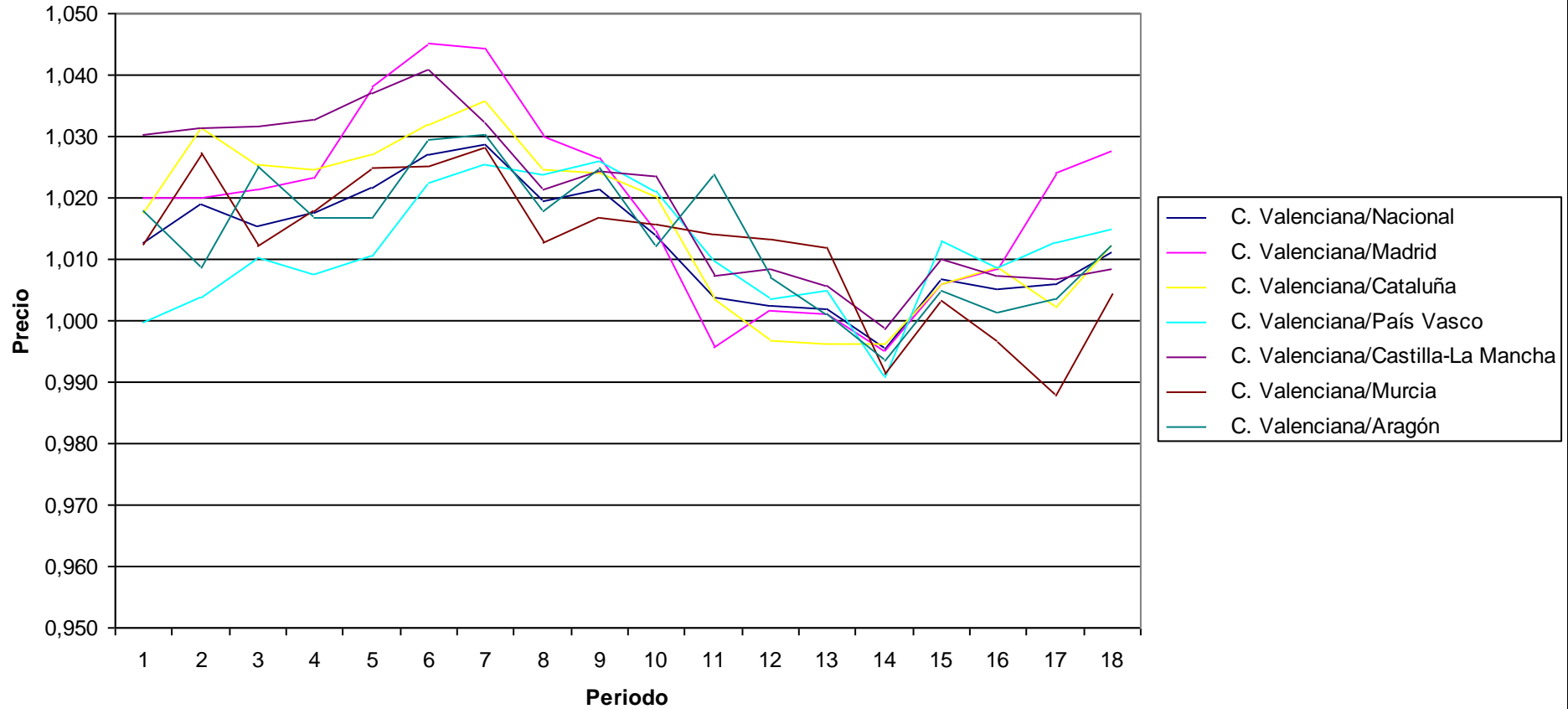
Precios: Otros preparados alimenticios



PRECIOS: Agua mineral, refrescos y zumos
Indices por comunidades autónomas de rúbricas
 Unidades:Base 2006=100

	Indice																	
	2002M01	2002M06	2002M12	2003M01	2003M06	2003M12	2004M01	2004M06	2004M12	2005M01	2005M06	2005M12	2006M01	2006M06	2006M12	2007M01	2007M06	2007M12
Nacional	89,291	91,558	91,858	93,626	94,944	95,258	96,485	97,313	97,901	97,971	97,453	98,302	99,161	99,934	100,901	101,518	102,568	103,363
Andalucía	89,434	91,406	92,55	94,211	95,21	95,517	96,732	97,631	97,733	98,089	96,511	97,987	98,68	99,832	101,415	102,451	103,7	104,371
Aragón	88,845	92,499	90,99	93,699	95,415	95,028	96,342	97,463	97,585	98,116	95,553	97,858	99,223	100,141	101,107	101,881	102,804	103,202
Asturias (Principado de)	87,582	91,422	90,875	94,21	95,458	94,826	97,023	98,126	98,143	98,19	97,729	97,74	99,519	100,24	99,366	100,759	102,551	103,25
Balears (Illes)	87,994	90,237	91,25	91,595	94,252	96,757	97,364	97,505	97,301	98,55	96,487	96,039	97,445	100,601	102,063	102,537	102,749	104,36
Canarias	87,21	89,871	90,491	91,156	93,457	93,697	93,984	94,342	95,62	96,329	98,553	97,804	99,099	101,046	99,164	99,108	100,235	101,286
Cantabria	92,957	93,21	92,623	94,642	96,207	96,398	97,094	95,144	95,686	96,657	98,134	99,094	98,066	99,998	100,533	103,047	102,087	102,598
Castilla y León	91,941	93,574	93,483	95,096	96,05	96,366	97,772	98,351	98,643	99,218	97,019	98,328	99,026	99,526	100,775	101,851	102,888	103,633
Castilla - La Mancha	87,789	90,464	90,412	92,249	93,537	93,999	96,176	97,128	97,639	97,041	97,109	97,73	98,783	99,606	100,586	101,286	102,485	103,638
Cataluña	88,864	90,452	90,968	92,982	94,458	94,808	95,845	96,811	97,644	97,337	97,482	98,85	99,721	99,867	100,989	101,168	102,95	103,219
Comunitat Valenciana	90,435	93,296	93,274	95,278	97,003	97,835	99,262	99,197	100,003	99,317	97,817	98,539	99,336	99,482	101,587	102,031	103,177	104,495
Extremadura	89,581	92,798	93,137	94,542	95,678	94,737	96,16	97,644	96,915	96,782	95,882	98,049	98,987	99,725	100,752	101,001	102,783	104,139
Galicia	90,234	92,374	92,681	93,816	96,144	96,172	97,278	98,852	98,905	99,184	99,514	99,124	99,847	99,737	100,182	101,529	102,865	104,158
Madrid (Comunidad de)	88,673	91,475	91,331	93,107	93,45	93,601	95,053	96,312	97,417	97,893	98,251	98,383	99,236	99,962	100,986	101,179	100,742	101,684
Murcia (Región de)	89,332	90,824	92,157	93,602	94,652	95,443	96,542	97,955	98,353	97,796	96,465	97,257	98,173	100,346	101,27	102,386	104,448	104,024
Navarra (Comunidad Foral de)	91,622	93,948	93,327	95,421	96,852	97,217	98,042	99,162	101,349	101,281	99,983	99,617	100,053	100,866	98,928	100,685	102,678	104,369
País Vasco	90,467	92,951	92,324	94,555	95,993	95,696	96,806	96,889	97,478	97,278	96,885	98,2	98,846	100,394	100,275	101,161	101,871	102,968
Rioja (La)	88,274	90,338	89,949	92,88	94,078	93,369	95,631	95,786	97,604	97,604	97,076	98,428	99,197	98,487	101,091	101,721	101,862	102,231
Ceuta	98,53	98,471	100,084
Melilla	104,056	105,592	100,141
C. Valenciana/Nacional	1,013	1,019	1,015	1,018	1,022	1,027	1,029	1,019	1,021	1,014	1,004	1,002	0,995	1,007	1,005	1,006	1,011	
C. Valenciana/Madrid	1,020	1,020	1,021	1,023	1,038	1,045	1,044	1,030	1,027	1,015	0,996	1,002	1,001	0,995	1,006	1,008	1,024	1,028
C. Valenciana/Cataluña	1,018	1,031	1,025	1,025	1,027	1,032	1,036	1,025	1,024	1,020	1,003	0,997	0,996	0,996	1,006	1,009	1,002	1,012
C. Valenciana/País Vasco	1,000	1,004	1,010	1,008	1,011	1,022	1,025	1,024	1,026	1,021	1,010	1,003	1,005	0,991	1,013	1,009	1,013	1,015
C. Valenciana/Castilla-La Mancha	1,030	1,031	1,032	1,033	1,037	1,041	1,032	1,021	1,024	1,023	1,007	1,008	1,006	0,999	1,010	1,007	1,007	1,008
C. Valenciana/Murcia	1,012	1,027	1,012	1,018	1,025	1,025	1,028	1,013	1,017	1,016	1,014	1,013	1,012	0,991	1,003	0,997	0,988	1,005
C. Valenciana/Aragón	1,018	1,009	1,025	1,017	1,017	1,030	1,030	1,018	1,025	1,012	1,024	1,007	1,001	0,993	1,005	1,001	1,004	1,013

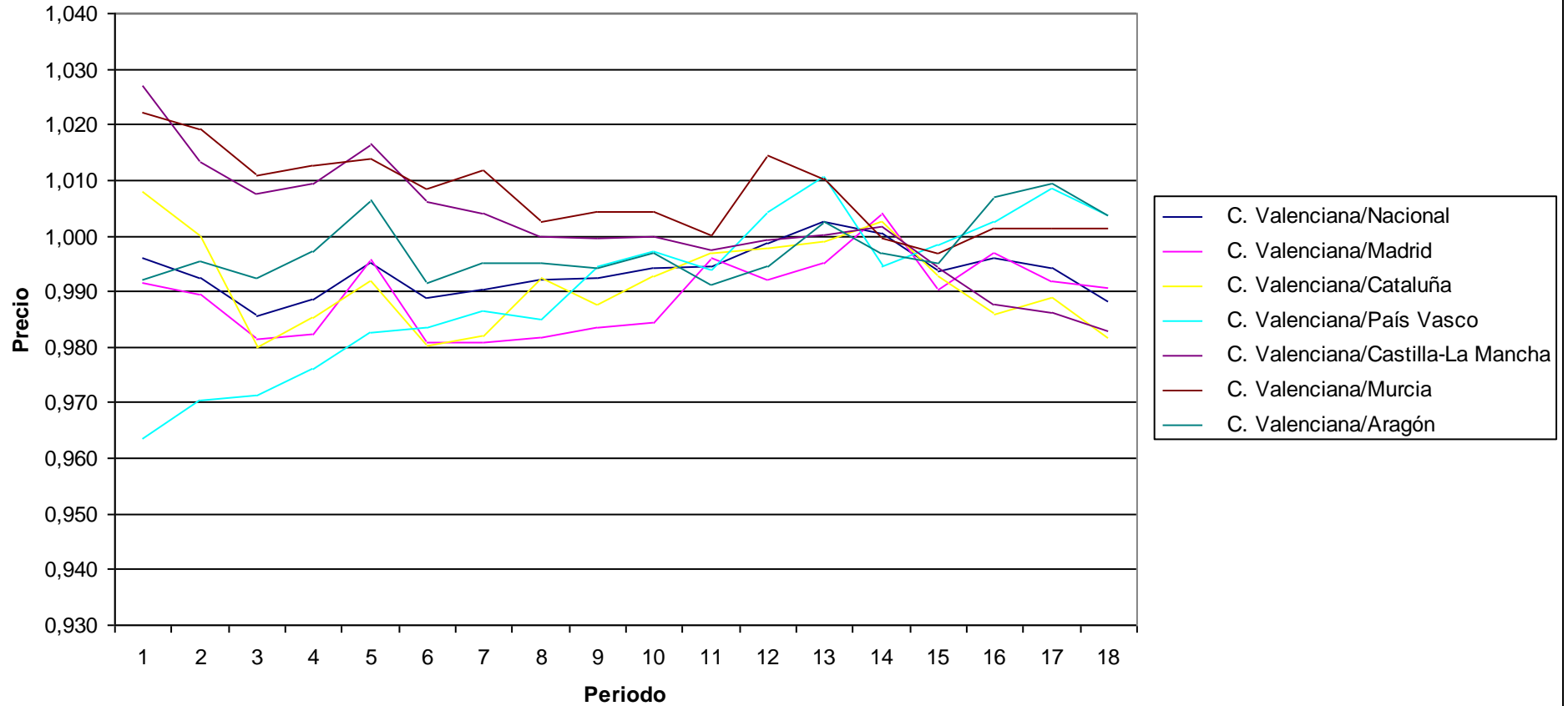
Precios: Agua mineral, refrescos y zumos



PRECIOS: Bebidas alcohólicas
Indices por comunidades autónomas de rúbricas
 Unidades:Base 2006=100

	Indice																	
	2002M01	2002M06	2002M12	2003M01	2003M06	2003M12	2004M01	2004M06	2004M12	2005M01	2005M06	2005M12	2006M01	2006M06	2006M12	2007M01	2007M06	2007M12
Nacional	92,055	93,332	93,725	94,141	95,297	95,341	95,789	96,463	96,26	96,79	97,335	98,23	98,709	100,219	100,414	101,548	102,745	104,307
Andalucía	91,343	92,714	92,376	92,819	94,167	94,095	94,73	95,826	95,697	96,565	97,313	97,888	98,305	100,29	100,521	100,989	102,716	104,472
Aragón	92,393	93,059	93,078	93,327	94,212	95,087	95,308	96,177	96,082	96,534	97,642	98,627	98,727	100,57	100,264	100,432	101,184	102,727
Asturias (Principado de)	93,979	93,371	94,254	94,943	96,504	94,584	94,895	96,171	94,623	95,927	98,367	98,771	99,636	100,219	99,868	99,934	101,025	103,167
Baleares (Illes)	95,544	95,878	95,428	95,992	96,652	95,584	95,548	96,289	96,016	96,571	97,625	99,736	99,858	100,003	99,723	99,827	102,002	103,127
Canarias	89,301	91,686	92,085	92,9	94,381	95,341	95,657	96,203	95,495	96,111	96,251	96,308	97,448	100,436	100,775	100,643	102,298	107,492
Cantabria	91,52	93,888	93,201	93,764	95,851	97,28	97,886	98,225	97,432	97,302	98,097	98,269	99,081	101,034	100,042	101,633	102,475	104,624
Castilla y León	93,257	94,568	94,871	94,947	95,864	95,861	96,287	96,414	96,641	96,792	97,563	97,998	98,363	100,152	100,768	101,318	102,252	103,786
Castilla - La Mancha	89,269	91,416	91,674	92,2	93,29	93,723	94,483	95,726	95,566	96,253	97,036	98,163	98,95	100,102	100,347	102,409	103,561	104,898
Cataluña	90,964	92,643	94,25	94,46	95,609	96,172	96,591	96,442	96,708	96,958	97,104	98,315	99,065	100,021	100,505	102,586	103,308	105,047
Comunitat Valenciana	91,678	92,627	92,362	93,068	94,823	94,286	94,853	95,714	95,518	96,239	96,788	98,095	98,97	100,265	99,778	101,141	102,143	103,096
Extremadura	91,706	92,723	92,755	93,52	94,273	94,021	94,511	95,51	95,081	95,772	97,129	98,378	99,212	100,482	100,132	100,673	102,25	104,271
Galicia	94,507	95,999	96,278	96,526	97,525	96,607	96,922	97,637	97,465	97,628	98,583	98,937	97,968	100,295	100,85	103,907	105,432	105,972
Madrid (Comunidad de)	92,457	93,619	94,109	94,745	95,228	96,115	96,694	97,51	97,121	97,752	97,191	98,868	99,448	99,856	100,743	101,459	102,999	104,076
Murcia (Región de)	89,683	90,87	91,357	91,908	93,529	93,492	93,742	95,477	95,119	95,819	96,764	96,704	97,963	100,311	100,102	101,007	101,994	102,961
Navarra (Comunidad Foral de)	96,602	97,129	97,88	98,04	98,202	97,119	97,401	97,417	97,259	98,045	98,404	99,856	98,944	100,2	100,857	101,004	100,922	103,755
País Vasco	95,151	95,456	95,103	95,345	96,511	95,873	96,142	97,174	96,036	96,496	97,38	97,681	97,936	100,818	99,952	100,897	101,294	102,714
Rioja (La)	93,415	93,901	93,78	94,072	95,396	96,111	96,086	97,288	97,671	98,239	97,62	98,808	99,518	100,201	100,103	100,4	101,189	103,456
Ceuta	100,498	102,633	103,091
Melilla	101,355	101,705	105,793
C. Valenciana/Nacional	0,996	0,992	0,985	0,989	0,995	0,989	0,990	0,992	0,992	0,994	0,994	0,999	1,003	1,000	0,994	0,996	0,994	0,988
C. Valenciana/Madrid	0,992	0,989	0,981	0,982	0,996	0,981	0,981	0,982	0,983	0,985	0,996	0,992	0,995	1,004	0,990	0,997	0,992	0,991
C. Valenciana/Cataluña	1,008	1,000	0,980	0,985	0,992	0,980	0,982	0,992	0,988	0,993	0,997	0,998	0,999	1,002	0,993	0,986	0,989	0,981
C. Valenciana/País Vasco	0,964	0,970	0,971	0,976	0,983	0,983	0,987	0,985	0,995	0,997	0,994	1,004	1,011	0,995	0,998	1,002	1,008	1,004
C. Valenciana/Castilla-La Mancha	1,027	1,013	1,008	1,009	1,016	1,006	1,004	1,000	0,999	1,000	0,997	0,999	1,000	1,002	0,994	0,988	0,986	0,983
C. Valenciana/Murcia	1,022	1,019	1,011	1,013	1,014	1,008	1,012	1,002	1,004	1,004	1,000	1,014	1,010	1,000	0,997	1,001	1,001	1,001
C. Valenciana/Aragón	0,992	0,995	0,992	0,997	1,006	0,992	0,995	0,995	0,994	0,997	0,991	0,995	1,002	0,997	0,995	1,007	1,009	1,004

Precios: Bebidas alcohólicas



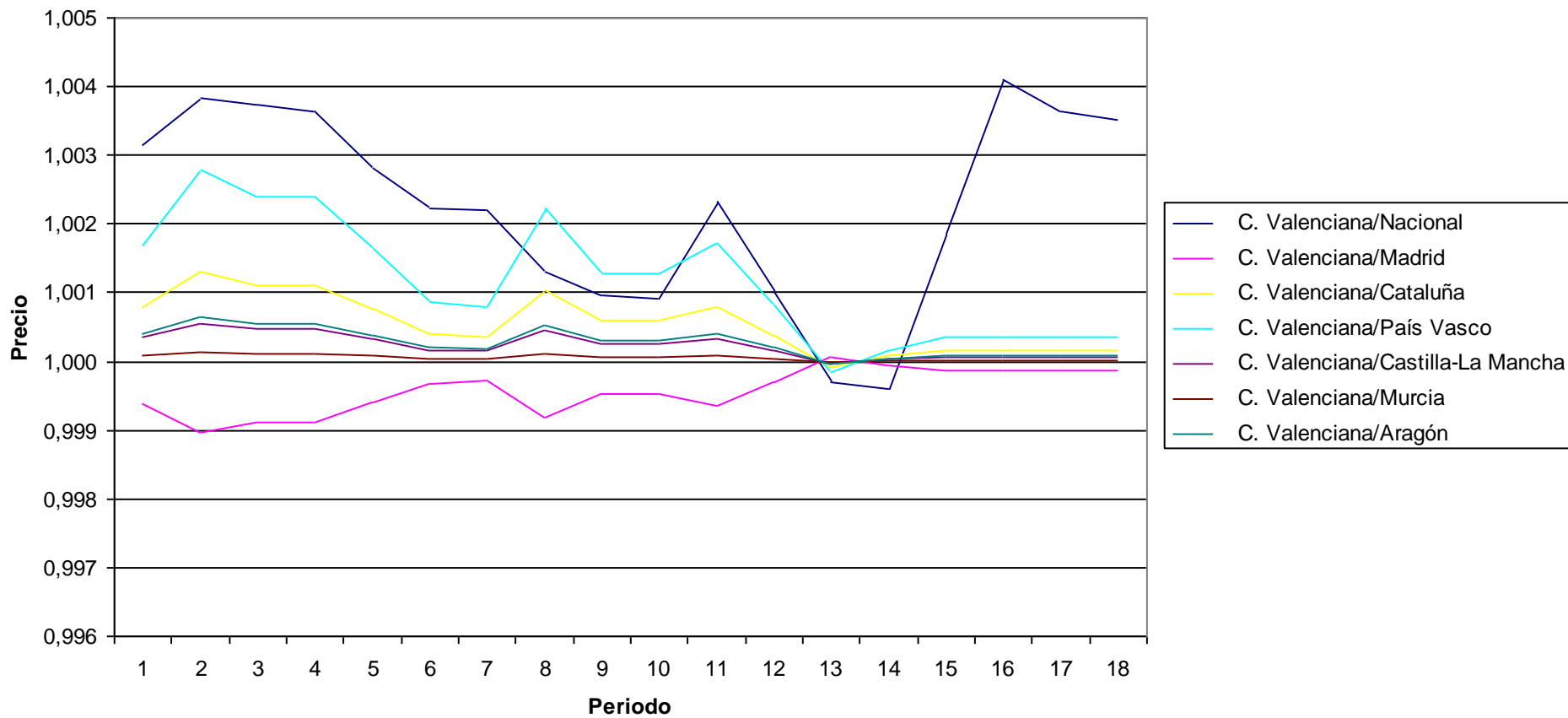
PRECIOS: Tabaco

Indices por comunidades autónomas de rúbricas

Unidades:Base 2006=100

	Indice																	
	2002M01	2002M06	2002M12	2003M01	2003M06	2003M12	2004M01	2004M06	2004M12	2005M01	2005M06	2005M12	2006M01	2006M06	2006M12	2007M01	2007M06	2007M12
Nacional	80,835	85,472	85,509	85,516	87,406	88,244	88,251	94,397	94,644	94,649	99,377	100,596	97,364	101,15	101,742	108,475	108,835	108,861
Andalucía	81,138	85,887	85,903	85,903	87,704	88,468	88,471	94,597	94,78	94,78	99,669	100,728	97,33	101,116	101,945	108,933	109,244	109,257
Aragón	81,056	85,744	85,78	85,78	87,618	88,422	88,43	94,471	94,708	94,708	99,567	100,678	97,339	101,106	101,923	108,91	109,221	109,234
Asturias (Principado de)	81,051	85,734	85,771	85,771	87,612	88,419	88,427	94,463	94,703	94,703	99,56	100,675	97,34	101,105	101,922	108,908	109,22	109,232
Baleares (Illes)	81,009	85,661	85,708	85,708	87,569	88,396	88,406	94,399	94,666	94,666	99,508	100,65	97,345	101,101	101,911	108,897	109,208	109,221
Canarias	72,964	76,268	76,45	76,662	80,362	82,702	82,723	91,397	92,241	92,418	92,727	97,837	97,886	102,693	95,949	95,841	97,498	97,864
Cantabria	81,082	85,79	85,819	85,819	87,645	88,437	88,443	94,511	94,731	94,731	99,599	100,694	97,336	101,109	101,93	108,917	109,229	109,241
Castilla y León	80,977	85,604	85,659	85,659	87,535	88,378	88,389	94,349	94,637	94,637	99,467	100,63	97,348	101,097	101,903	108,888	109,199	109,212
Castilla - La Mancha	81,061	85,753	85,787	85,787	87,623	88,425	88,432	94,479	94,712	94,712	99,573	100,681	97,339	101,107	101,925	108,911	109,223	109,235
Cataluña	81,025	85,689	85,732	85,732	87,585	88,405	88,414	94,423	94,68	94,68	99,527	100,659	97,343	101,102	101,915	108,901	109,212	109,225
Comunitat Valenciana	81,089	85,8	85,828	85,828	87,652	88,44	88,446	94,521	94,736	94,736	99,607	100,698	97,335	101,11	101,932	108,919	109,23	109,243
Extremadura	81,187	85,974	85,979	85,979	87,756	88,495	88,496	94,674	94,824	94,824	99,731	100,758	97,324	101,121	101,958	108,947	109,258	109,271
Galicia	81,046	85,726	85,764	85,764	87,607	88,417	88,425	94,456	94,699	94,699	99,554	100,672	97,34	101,105	101,921	108,907	109,219	109,231
Madrid (Comunidad de)	81,139	85,889	85,905	85,905	87,704	88,468	88,471	94,598	94,781	94,781	99,67	100,728	97,33	101,116	101,945	108,933	109,244	109,257
Murcia (Región de)	81,082	85,789	85,818	85,818	87,645	88,436	88,443	94,511	94,731	94,731	99,599	100,694	97,336	101,109	101,93	108,917	109,229	109,241
Navarra (Comunidad Foral de)	80,77	85,239	85,344	85,344	87,316	88,262	88,284	94,027	94,452	94,452	99,206	100,503	97,372	101,072	101,848	108,829	109,14	109,153
País Vasco	80,953	85,562	85,622	85,622	87,509	88,364	88,377	94,311	94,616	94,616	99,437	100,615	97,351	101,094	101,896	108,881	109,192	109,205
Rioja (La)	80,755	85,213	85,321	85,321	87,301	88,254	88,276	94,004	94,439	94,439	99,187	100,494	97,374	101,071	101,844	108,825	109,136	109,149
Ceuta	108,473	108,672	108,752
Melilla	108,459	108,657	108,737
C. Valenciana/Nacional	1,003	1,004	1,004	1,004	1,003	1,002	1,002	1,001	1,001	1,001	1,002	1,001	1,000	1,000	1,002	1,004	1,004	1,004
C. Valenciana/Madrid	0,999	0,999	0,999	0,999	0,999	1,000	1,000	0,999	1,000	1,000	0,999	1,000	1,000	1,000	1,000	1,000	1,000	1,000
C. Valenciana/Cataluña	1,001	1,001	1,001	1,001	1,001	1,000	1,000	1,001	1,001	1,001	1,001	1,000	1,000	1,000	1,000	1,000	1,000	1,000
C. Valenciana/País Vasco	1,002	1,003	1,002	1,002	1,002	1,001	1,001	1,002	1,001	1,001	1,002	1,001	1,000	1,000	1,000	1,000	1,000	1,000
C. Valenciana/Castilla-La Mancha	1,000	1,001	1,000	1,000	1,000	1,000	1,000	1,000	1,000	1,000	1,000	1,000	1,000	1,000	1,000	1,000	1,000	1,000
C. Valenciana/Murcia	1,000	1,000	1,000	1,000	1,000	1,000	1,000	1,000	1,000	1,000	1,000	1,000	1,000	1,000	1,000	1,000	1,000	1,000
C. Valenciana/Aragón	1,000	1,001	1,001	1,001	1,000	1,000	1,000	1,001	1,000	1,000	1,000	1,000	1,000	1,000	1,000	1,000	1,000	1,000

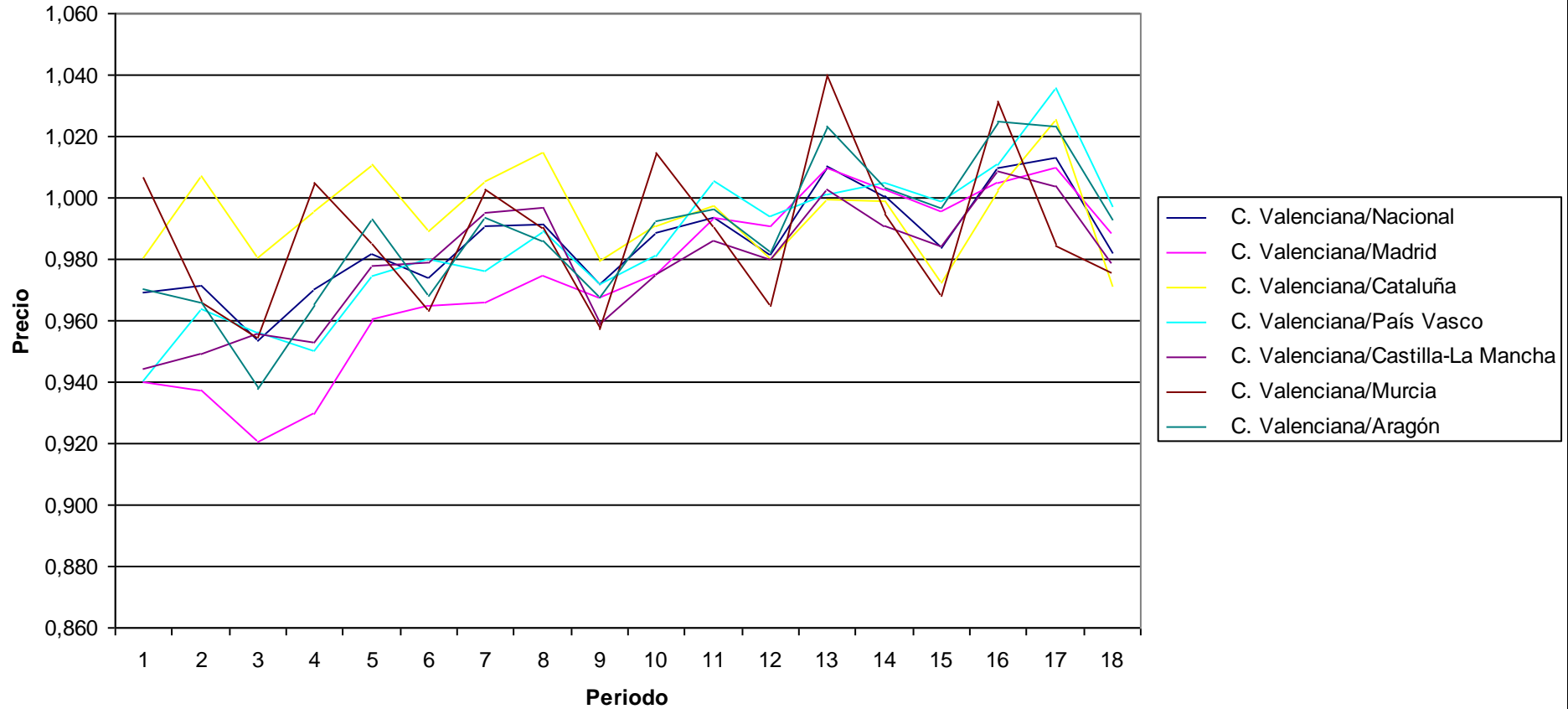
Precios: Tabaco



PRECIOS: Prendas de vestir de hombre
Indices por comunidades autónomas de rúbricas
 Unidades:Base 2006=100

	Indice																	
	2002M01	2002M06	2002M12	2003M01	2003M06	2003M12	2004M01	2004M06	2004M12	2005M01	2005M06	2005M12	2006M01	2006M06	2006M12	2007M01	2007M06	2007M12
Nacional	87,729	93,915	100,337	89,409	98,01	102,411	90,448	100,013	104,463	92,425	101,861	106,285	93,59	103,135	107,636	94,447	102,434	108,922
Andalucía	87,291	94,764	101,821	88,357	98,642	103,93	89,941	100,96	105,81	91,851	102,242	107,364	92,15	103,243	108,49	93,072	102,489	109,896
Aragón	87,633	94,482	102,004	89,849	96,881	103,06	90,206	100,546	104,964	92,107	101,595	106,228	92,375	102,865	106,234	93,047	101,365	107,726
Asturias (Principado de)	84,297	94,32	100,915	86,168	97,941	102,521	88,143	101,232	106,018	91,392	103,966	107,58	90,923	105,099	109,61	92,767	104,107	110,226
Baleares (Illes)	90,846	95,427	100,734	93,142	98,983	100,877	90,013	98,882	102,359	94,643	101,009	106,83	97,272	102,216	107,351	98,503	102,615	110,064
Canarias	97,315	101,137	102,308	95,52	103,812	103,354	96,358	102,891	105,511	97,564	104,105	105,143	96,959	102,909	105,219	96,022	102,022	105,943
Cantabria	87,029	92,194	98,753	89,657	94,808	99,942	90,393	95,474	101,503	91,51	97,412	105,053	96,648	100,879	106,32	97,424	100,328	105,041
Castilla y León	87,549	92,414	100,836	90,645	99,328	103,629	91,299	100,105	103,473	92,74	101,826	106,064	93,58	102,139	107,813	94,677	102,16	109,189
Castilla - La Mancha	90,032	96,119	100,138	91,044	98,422	101,899	90,073	99,43	105,902	93,708	102,619	106,513	94,271	104,181	107,56	94,586	103,337	109,296
Cataluña	86,708	90,62	97,598	87,094	95,181	100,873	89,123	97,706	103,675	92,252	101,433	106,5	94,608	103,317	108,862	95,114	101,162	110,11
Comunitat Valenciana	85,009	91,247	95,679	86,738	96,225	99,758	89,626	99,126	101,532	91,398	101,185	104,354	94,542	103,196	105,873	95,379	103,748	106,913
Extremadura	90,753	96,148	102,497	93,001	99,934	101,882	91,15	100,329	105,009	92,864	101,716	105,986	93,453	103,349	106,174	92,738	100,66	107,97
Galicia	85,31	92,375	100,994	88,79	97,405	103,655	89,787	100,5	105,142	91,62	102,168	108,147	93,016	102,359	109,202	94,011	102,375	110,118
Madrid (Comunidad de)	90,451	97,36	103,934	93,277	100,179	103,416	92,795	101,698	104,945	93,729	101,873	105,318	93,651	102,899	106,357	94,929	102,775	108,187
Murcia (Región de)	84,441	94,467	100,246	86,304	97,703	103,584	89,381	100,089	106,082	90,063	102,202	108,124	90,924	103,742	109,377	92,495	105,39	109,603
Navarra (Comunidad Foral de)	84,394	94,705	97,126	85,993	99,71	101,097	87,882	101,014	102,804	88,516	103,938	104,444	90,776	105,358	107,528	93,009	103,92	108,413
País Vasco	90,375	94,667	100,088	91,259	98,724	101,774	91,787	100,202	104,453	93,159	100,615	104,965	94,441	102,718	105,963	94,381	100,163	107,256
Rioja (La)	86,635	96,874	105,4	88,38	102,364	110,728	90,842	102,532	112,046	91,537	106,507	114,722	91,117	106,088	114,981	92,851	108,51	116,354
Ceuta	89,842	104,482	113,392
Melilla	89,818	99,635	109,993
C. Valenciana/Nacional	0,969	0,972	0,954	0,970	0,982	0,974	0,991	0,991	0,972	0,989	0,993	0,982	1,010	1,001	0,984	1,010	1,013	0,982
C. Valenciana/Madrid	0,940	0,937	0,921	0,930	0,961	0,965	0,966	0,975	0,967	0,975	0,993	0,991	1,010	1,003	0,995	1,005	1,009	0,988
C. Valenciana/Cataluña	0,980	1,007	0,980	0,996	1,011	0,989	1,006	1,015	0,979	0,991	0,998	0,980	0,999	0,999	0,973	1,003	1,026	0,971
C. Valenciana/País Vasco	0,941	0,964	0,956	0,950	0,975	0,980	0,976	0,989	0,972	0,981	1,006	0,994	1,001	1,005	0,999	1,011	1,036	0,997
C. Valenciana/Castilla-La Mancha	0,944	0,949	0,955	0,953	0,978	0,979	0,995	0,997	0,959	0,975	0,986	0,980	1,003	0,991	0,984	1,008	1,004	0,978
C. Valenciana/Murcia	1,007	0,966	0,954	1,005	0,985	0,963	1,003	0,990	0,957	1,015	0,990	0,965	1,040	0,995	0,968	1,031	0,984	0,975
C. Valenciana/Aragón	0,970	0,966	0,938	0,965	0,993	0,968	0,994	0,986	0,967	0,992	0,996	0,982	1,023	1,003	0,997	1,025	1,024	0,992

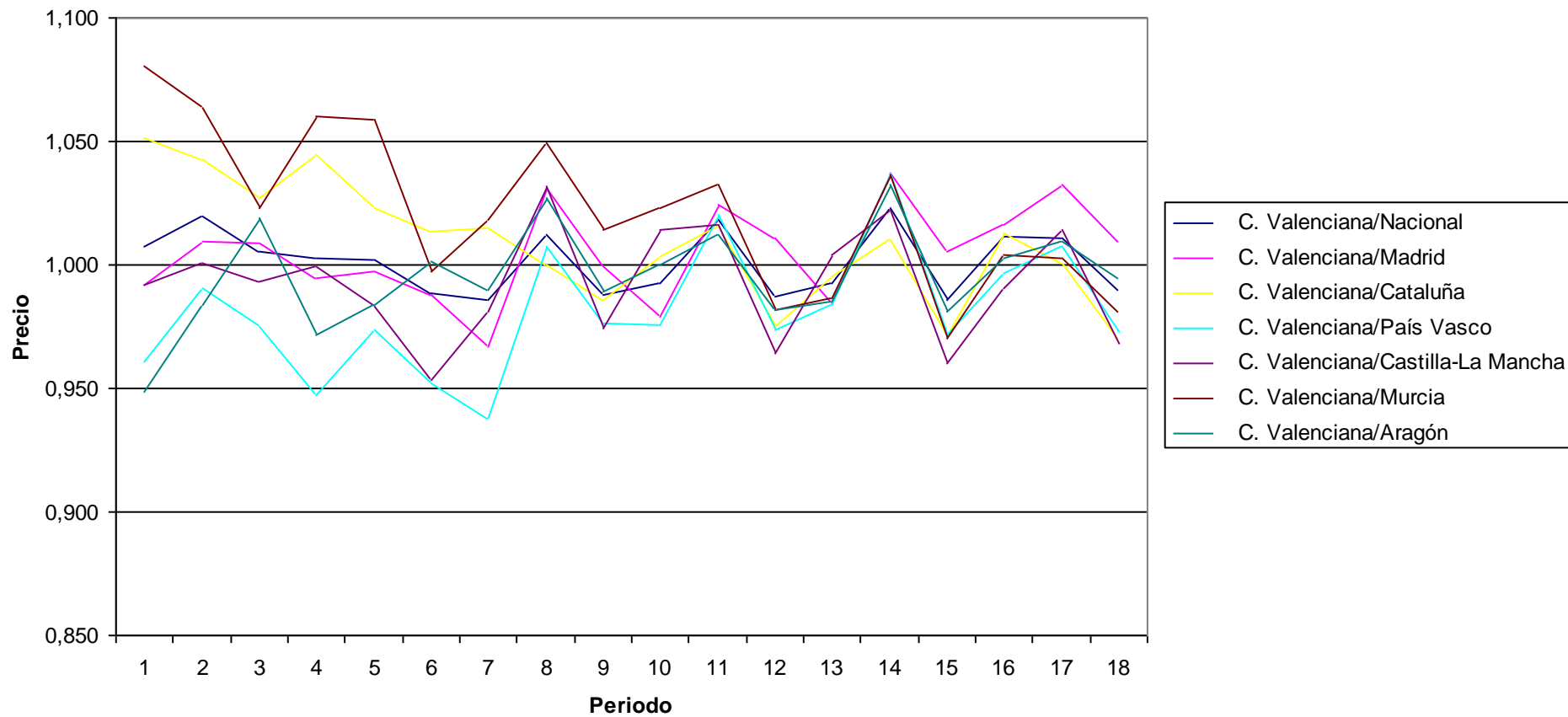
Precios: Prendas de vestir de hombre



PRECIOS: Prendas de vestir de mujer
Indices por comunidades autónomas de rúbricas
 Unidades:Base 2006=100

	Indice																	
	2002M01	2002M06	2002M12	2003M01	2003M06	2003M12	2004M01	2004M06	2004M12	2005M01	2005M06	2005M12	2006M01	2006M06	2006M12	2007M01	2007M06	2007M12
Nacional	87,935	95,284	101,754	90,686	101,295	104,093	90,971	103,297	106,772	91,93	103,293	107,792	92,704	104,688	108,966	94,118	106,892	110,107
Andalucía	88,021	94,692	102,429	91,635	103,277	104,845	91,231	106,172	107,909	91,695	104,317	107,705	91,646	106,027	108,458	92,194	107,818	109,544
Aragón	93,345	98,779	100,442	93,596	103,196	102,716	90,612	101,792	106,603	91,227	103,875	108,436	93,407	103,752	109,493	94,933	107,048	109,561
Asturias (Principado de)	86,179	95,613	101,675	87,611	102,529	107,346	91,376	104,05	110,039	91,529	101,496	109,731	91,735	105,591	110,343	92,203	107,284	109,892
Balears (Illes)	88,275	94,191	97,77	93,613	97,626	103,471	93,64	101,519	104,938	94,557	102,171	107,771	95,431	101,799	109,23	96,43	103,285	108,541
Canarias	94,688	98,297	102,608	94,925	102,988	104,565	95,037	106,269	107,387	95,425	106,145	107,276	94,952	104,898	107,816	95,693	109,202	108,503
Cantabria	89,832	96,57	103,694	93,2	99,34	105,409	94,449	98,511	107,1	94,474	99,582	108,072	95,846	101,072	107,701	96,389	102,779	109,555
Castilla y León	90,111	95,161	103,685	92,712	101,035	104,676	90,67	101,246	106,94	92,387	101,409	108,602	93,458	102,376	109,263	93,956	104,598	110,807
Castilla - La Mancha	89,301	97,114	103,015	90,997	103,264	107,901	91,415	101,318	108,243	89,987	103,48	110,411	91,661	104,758	111,937	96,117	106,566	112,615
Cataluña	84,235	93,202	99,668	87,041	99,19	101,486	88,379	104,537	106,973	90,915	103,588	109,187	92,457	106,012	110,628	93,97	107,967	112,347
Comunitat Valenciana	88,568	97,172	102,331	90,929	101,496	102,881	89,697	104,537	105,464	91,236	105,168	106,443	92,01	107,087	107,444	95,176	108,069	108,934
Extremadura	89,129	96,322	103,191	91,187	102,644	103,088	91,124	104,729	104,911	92,417	103,062	106,093	91,966	103,596	108,016	93,424	108,49	109,66
Galicia	85,891	92,296	102,086	89,516	99,108	103,918	89,347	100,791	106,428	91,634	102,213	107,348	92,518	103,86	108,509	94,361	105,752	109,417
Madrid (Comunidad de)	89,284	96,26	101,429	91,401	101,754	104,178	92,738	101,408	105,514	93,173	102,642	105,31	93,44	103,24	106,834	93,662	104,649	107,982
Murcia (Región de)	81,999	91,385	100,015	85,783	95,873	103,146	88,094	99,604	104,022	89,183	101,86	108,413	93,258	103,305	110,718	94,777	107,779	111,139
Navarra (Comunidad Foral de)	83,509	94,718	98,828	85,842	98,321	103,105	89,634	102,154	105,559	90,62	103,847	107,006	92,177	104,996	108,732	94,346	107,087	110,241
País Vasco	92,171	98,077	104,966	95,956	104,232	108,035	95,648	103,761	107,983	93,541	103,083	109,359	93,531	103,242	110,567	95,506	107,237	112,064
Rioja (La)	88,41	101,24	105,664	92,481	103,218	104,622	88,329	108,142	108,293	89,009	110,999	109,679	88,648	112,336	112,233	90,851	112,793	113,153
Ceuta	91,275	110,749	108,264
Melilla	92,481	106,474	110,679
C. Valenciana/Nacional	1,007	1,020	1,006	1,003	1,002	0,988	0,986	1,012	0,988	0,992	1,018	0,987	0,993	1,023	0,986	1,011	1,011	0,989
C. Valenciana/Madrid	0,992	1,009	1,009	0,995	0,997	0,988	0,967	1,031	1,000	0,979	1,025	1,011	0,985	1,037	1,006	1,016	1,033	1,009
C. Valenciana/Cataluña	1,051	1,043	1,027	1,045	1,023	1,014	1,015	1,000	0,986	1,004	1,015	0,975	0,995	1,010	0,971	1,013	1,001	0,970
C. Valenciana/País Vasco	0,961	0,991	0,975	0,948	0,974	0,952	0,938	1,007	0,977	0,975	1,020	0,973	0,984	1,037	0,972	0,997	1,008	0,972
C. Valenciana/Castilla-La Mancha	0,992	1,001	0,993	0,999	0,983	0,953	0,981	1,032	0,974	1,014	1,016	0,964	1,004	1,022	0,960	0,990	1,014	0,967
C. Valenciana/Murcia	1,080	1,063	1,023	1,060	1,059	0,997	1,018	1,050	1,014	1,023	1,032	0,982	0,987	1,037	0,970	1,004	1,003	0,980
C. Valenciana/Aragón	0,949	0,984	1,019	0,972	0,984	1,002	0,990	1,027	0,989	1,000	1,012	0,982	0,985	1,032	0,981	1,003	1,010	0,994

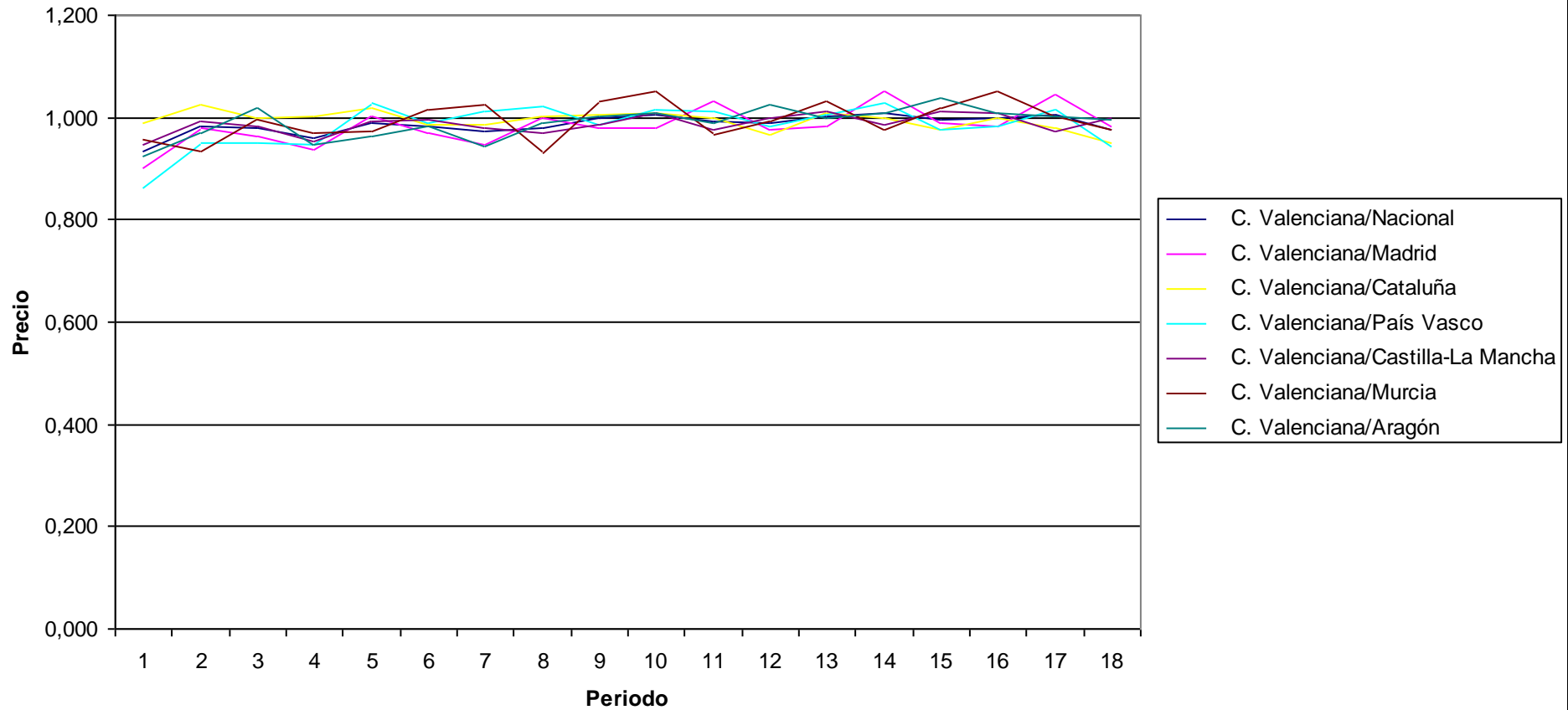
Precios: Prendas de vestir de mujer



PRECIOS: Prendas de vestir de niño y bebe
Indices por comunidades autónomas de rúbricas
 Unidades:Base 2006=100

	Indice																		
	2002M01	2002M06	2002M12	2003M01	2003M06	2003M12	2004M01	2004M06	2004M12	2005M01	2005M06	2005M12	2006M01	2006M06	2006M12	2007M01	2007M06	2007M12	
Nacional	89,279	99,915	98,814	91,245	107,333	102,158	91,326	108,857	102,519	91,425	109,587	103,994	91,729	110,694	105,274	93,647	113,657	105,262	
Andalucía	91,654	102,706	98,694	93,816	112,021	101,73	90,103	112,902	101,203	89,466	113,498	103,249	90,605	112,442	105,134	92,913	114,4	104,857	
Aragón	90,141	101,109	94,81	92,372	110,086	102,159	94,368	107,487	102,353	91,391	109,832	100,169	92,015	110,645	101,133	92,774	114,123	102,933	
Asturias (Principado de)	87,866	102,51	99,585	90,452	108,566	102,817	92,734	109,373	99,309	89,698	110,847	102,253	90,614	111,067	105,589	93,807	116,453	105,466	
Balears (Illes)	92,288	96,536	103,556	97,507	106,543	103,207	96,289	109,285	109,125	102,748	108,132	103,756	94,895	108,094	101,134	94,763	112,395	105,493	
Canarias	95,129	103,316	103,351	96,026	106,04	102,796	97,487	106,825	100,36	94,468	107,153	103,01	96,149	107,268	101,827	94,996	105,723	99,909	
Cantabria	85,222	94,533	99,693	88,193	110,206	104,202	91,349	113,471	104,263	91,099	104,505	103,884	92,428	106,894	107,196	95,81	112,38	110,15	
Castilla y León	89,558	97,89	97,978	88,856	106,186	100,5	91,228	110,222	100,909	89,645	109,762	103,722	91,953	111,001	104,909	93,723	113,455	105,559	
Castilla - La Mancha	88,173	98,73	98,361	91,676	106,865	100,958	90,709	109,705	103,949	91,279	111,282	102,944	90,927	113,078	103,777	92,926	117,197	102,719	
Cataluña	84,4	95,721	96,89	87,365	104,205	101,915	90,177	106,227	101,986	91,309	108,9	106,309	91,311	111,538	107,644	93,781	116,555	108,181	
Comunitat Valenciana	83,396	98,064	96,695	87,52	106,029	100,386	88,928	106,498	102,445	92,05	108,775	102,72	92,019	111,586	104,973	93,659	114,189	102,63	
Extremadura	94,036	99,362	96,046	89,464	110,544	104,951	93,705	108,827	101,606	91,156	107,845	102,907	91,308	108,464	104,846	93,109	114,026	105,452	
Galicia	93,442	104,714	104,779	95,136	109,234	106,634	96,007	111,39	106,228	93,565	109,274	103,806	91,26	111,222	104,202	93,516	113,374	106,573	
Madrid (Comunidad de)	92,405	99,961	100,344	93,422	105,787	103,679	93,747	106,591	104,548	93,859	105,496	105,07	93,773	106,242	106,028	95,18	109,192	104,56	
Murcia (Región de)	87,26	105,077	97,04	90,399	108,963	98,87	86,851	114,367	99,359	87,667	112,494	103,502	89,23	114,128	103,235	89,236	113,858	105,137	
Navarra (Comunidad Foral de)	81,701	95,316	94,132	86,635	100,073	102,416	89,076	104,774	101,647	90,604	110,575	106,435	91,296	112,777	104,748	91,236	116,541	106,562	
País Vasco	96,596	103,158	101,697	92,541	103,278	101,341	87,857	104,216	103,962	90,628	107,476	104,381	91,422	108,649	107,486	95,309	112,423	109,153	
Rioja (La)	81,855	96,292	100,459	87,613	110,82	101,616	86,213	114,126	101,985	84,644	115,318	105,862	87,366	117,308	107,622	90,592	123,194	109,852	
Ceuta	85,876	126,984	100,363
Melilla	91,01	118,378	108,822
C. Valenciana/Nacional	0,934	0,981	0,979	0,959	0,988	0,983	0,974	0,978	0,999	1,007	0,993	0,988	1,003	1,008	0,997	1,000	1,005	0,975	
C. Valenciana/Madrid	0,903	0,981	0,964	0,937	1,002	0,968	0,949	0,999	0,980	0,981	1,031	0,978	0,981	1,050	0,990	0,984	1,046	0,982	
C. Valenciana/Cataluña	0,988	1,024	0,998	1,002	1,018	0,985	0,986	1,003	1,005	1,008	0,999	0,966	1,008	1,000	0,975	0,999	0,980	0,949	
C. Valenciana/País Vasco	0,863	0,951	0,951	0,946	1,027	0,991	1,012	1,022	0,985	1,016	1,012	0,984	1,007	1,027	0,977	0,983	1,016	0,940	
C. Valenciana/Castilla-La Mancha	0,946	0,993	0,983	0,955	0,992	0,994	0,980	0,971	0,986	1,008	0,977	0,998	1,012	0,987	1,012	1,008	0,974	0,999	
C. Valenciana/Murcia	0,956	0,933	0,996	0,968	0,973	1,015	1,024	0,931	1,031	1,050	0,967	0,992	1,031	0,978	1,017	1,050	1,003	0,976	
C. Valenciana/Aragón	0,925	0,970	1,020	0,947	0,963	0,983	0,942	0,991	1,001	1,007	0,990	1,025	1,000	1,009	1,038	1,010	1,001	0,997	

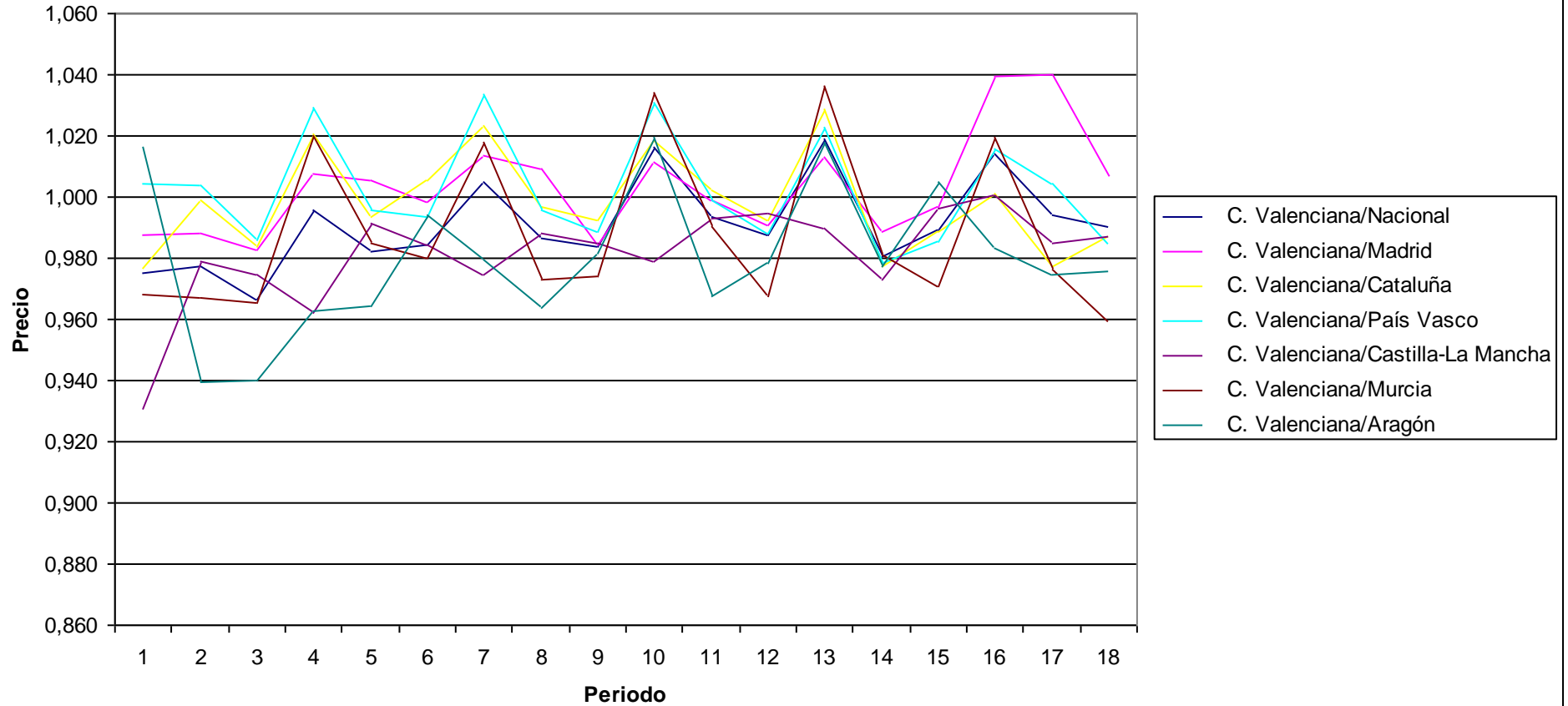
Precios: Prendas de vestir de niño y bebe



PRECIOS: Complementos y reparaciones de prendas de vestir
Indices por comunidades autónomas de rúbricas
 Unidades:Base 2006=100

	Indice																	
	2002M01	2002M06	2002M12	2003M01	2003M06	2003M12	2004M01	2004M06	2004M12	2005M01	2005M06	2005M12	2006M01	2006M06	2006M12	2007M01	2007M06	2007M12
Nacional	85,336	93,15	94,161	88,08	95,294	96,324	90,133	97,49	98,483	92,33	99,544	101,1	94,518	102,049	103,289	93,028	98,392	105,307
Andalucía	88,976	95,766	96,423	89,622	97,759	97,676	90,859	98,925	99,503	93,19	99,587	100,951	93,675	102,136	103,065	89,521	97,849	105,061
Aragón	81,886	96,861	96,791	91,073	97,066	95,407	92,495	99,785	98,708	92,059	102,208	102,052	94,62	102,356	101,684	95,945	100,345	106,893
Asturias (Principado de)	79,29	94,465	101,19	87,205	101,842	102,303	88,905	101,444	103,039	87,103	103,579	105,96	93,855	106,385	107,176	95,192	103,203	108,948
Balears (Illes)	86,946	93,617	94,632	92,145	93,725	98,05	89,372	97,833	96,559	93,575	99,864	100,279	95,371	102,117	102,985	98,212	99,688	104,418
Canarias	92,565	100,155	99,143	94,56	97,891	99,382	95,425	99,013	100,135	93,606	99,083	100,055	95,985	101,563	102,769	94,592	98,228	104,51
Cantabria	78,41	82,835	84,975	80,967	87,093	91,722	88,369	92,761	93,1	89,9	95,989	98,056	94,978	100,519	101,992	98,156	102,548	104,562
Castilla y León	83,91	92,443	93,61	86,926	94,632	95,943	88,3	97,099	97,581	89,207	99,871	101,695	93,744	101,879	103,963	94,001	100,71	106,205
Castilla - La Mancha	89,36	92,992	93,359	91,115	94,415	96,321	92,922	97,347	98,371	95,864	99,636	100,369	97,282	102,815	102,589	94,263	99,328	105,665
Cataluña	85,174	91,094	92,468	85,904	94,227	94,333	88,511	96,502	97,653	92,161	98,701	100,577	93,612	102,387	103,334	94,226	100,055	105,649
Comunitat Valenciana	83,199	91,012	90,991	87,689	93,603	94,83	90,585	96,177	96,905	93,839	98,913	99,835	96,289	100,041	102,179	94,327	97,8	104,283
Extremadura	88,537	95,78	98,26	89,644	96,986	99,13	94,017	98,62	99,167	94,132	99,135	100,494	94,192	101,685	104,237	92,518	99,352	101,831
Galicia	87,502	97,004	98,42	91,282	98,362	100,098	92,971	100,632	100,575	92,382	100,825	103,326	94,497	103,87	105,265	95,468	99,885	107,383
Madrid (Comunidad de)	84,266	92,131	92,605	87,023	93,117	95,001	89,382	95,319	98,436	92,782	99,003	100,756	95,056	101,196	102,505	90,764	94,061	103,634
Murcia (Región de)	85,93	94,109	94,231	85,953	95,045	96,758	89,005	98,859	99,505	90,725	99,868	103,18	92,945	101,955	105,271	92,551	100,189	108,748
Navarra (Comunidad Foral de)	83,132	92,734	94,346	90,663	97,109	97,006	88,152	98,811	96,951	92,502	100,26	99,8	94,498	100,511	101,614	90,612	100,167	101,354
País Vasco	82,824	90,684	92,269	85,194	94,025	95,45	87,629	96,588	98,025	91,035	99	101,025	94,148	102,273	103,696	92,881	97,361	105,968
Rioja (La)	85,975	93,579	95,123	85,393	98,457	100,021	93,19	101,945	102,605	89,546	104,268	105,988	91,73	107,203	107,922	88,89	98,742	110,318
Ceuta	84,203	96,046	106,664
Melilla	96,813	103,045	104,475
C. Valenciana/Nacional	0,975	0,977	0,966	0,996	0,982	0,984	1,005	0,987	0,984	1,016	0,994	0,987	1,019	0,980	0,989	1,014	0,994	0,990
C. Valenciana/Madrid	0,987	0,988	0,983	1,008	1,005	0,998	1,013	1,009	0,984	1,011	0,999	0,991	1,013	0,989	0,997	1,039	1,040	1,006
C. Valenciana/Cataluña	0,977	0,999	0,984	1,021	0,993	1,005	1,023	0,997	0,992	1,018	1,002	0,993	1,029	0,977	0,989	1,001	0,977	0,987
C. Valenciana/País Vasco	1,005	1,004	0,986	1,029	0,996	0,994	1,034	0,996	0,989	1,031	0,999	0,988	1,023	0,978	0,985	1,016	1,005	0,984
C. Valenciana/Castilla-La Mancha	0,931	0,979	0,975	0,962	0,991	0,985	0,975	0,988	0,985	0,979	0,993	0,995	0,990	0,973	0,996	1,001	0,985	0,987
C. Valenciana/Murcia	0,968	0,967	0,966	1,020	0,985	0,980	1,018	0,973	0,974	1,034	0,990	0,968	1,036	0,981	0,971	1,019	0,976	0,959
C. Valenciana/Aragón	1,016	0,940	0,940	0,963	0,964	0,994	0,979	0,964	0,982	1,019	0,968	0,978	1,018	0,977	1,005	0,983	0,975	0,976

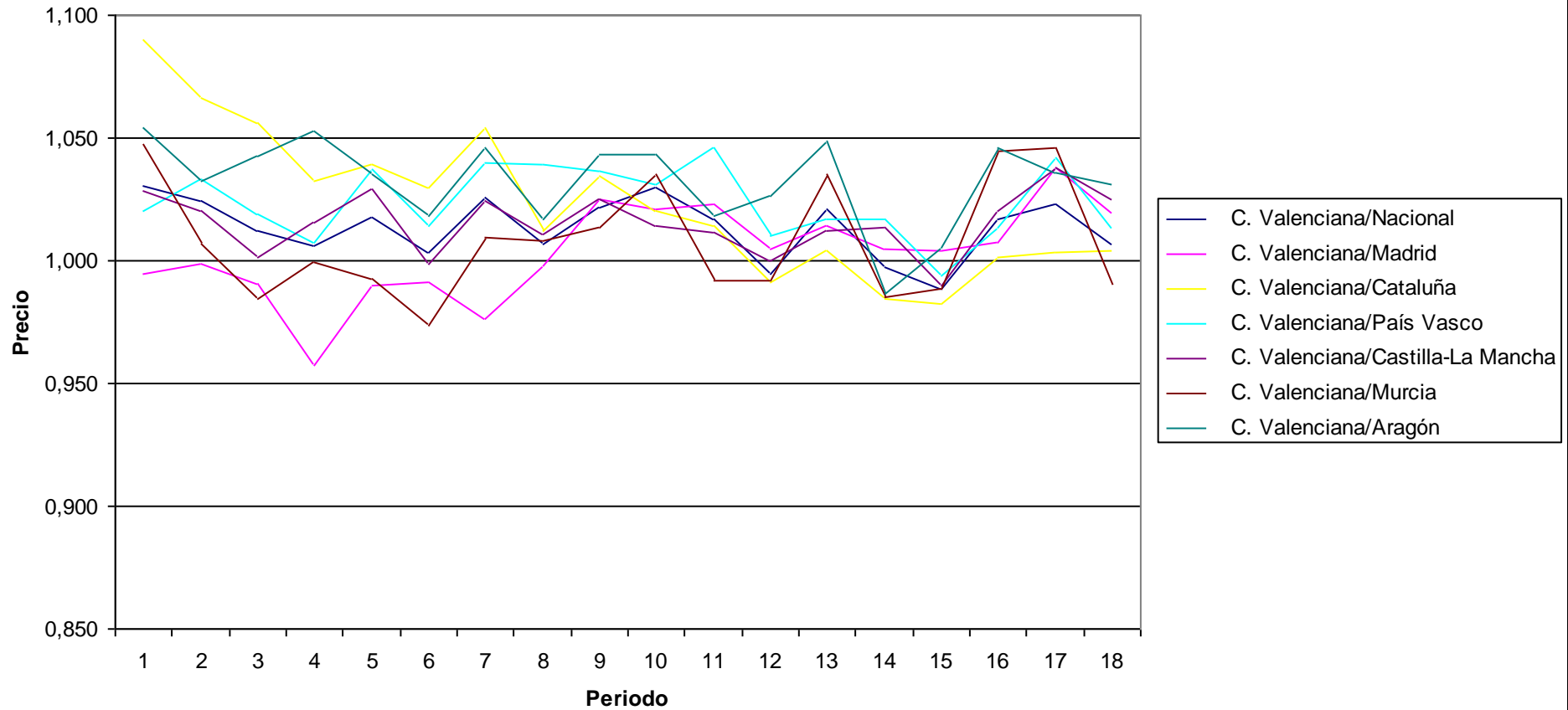
Precios: Complementos y reparaciones de prendas de vestir



PRECIOS: Calzado de hombre
Indices por comunidades autónomas de rúbricas
 Unidades:Base 2006=100

	Indice																		
	2002M01	2002M06	2002M12	2003M01	2003M06	2003M12	2004M01	2004M06	2004M12	2005M01	2005M06	2005M12	2006M01	2006M06	2006M12	2007M01	2007M06	2007M12	
Nacional	87,599	94,452	97,042	90,45	98,012	99,548	91,658	100,145	102,018	94,222	102,102	103,62	95,707	103,621	105,106	97,676	105,725	106,609	
Andalucía	87,199	94,037	96,306	89,536	98,114	99,464	90,959	99,766	101,029	92,089	101,415	103,236	95,011	102,751	104,668	96,882	104,522	105,449	
Aragón	85,603	93,747	94,194	86,401	96,345	98,051	89,849	99,148	99,96	92,999	101,912	100,463	93,166	104,763	103,328	94,951	104,434	104,024	
Asturias (Principado de)	85,846	94,092	97,507	90,623	97,634	98,771	92,426	100,273	102,039	95,144	102,467	106,958	95,454	102,93	105,754	96,337	105,968	110,737	
Balears (Illes)	90,495	95,312	95,085	89,991	99,13	100,752	94,183	100,937	99,104	91,849	102,101	101,781	95,817	103,322	104,757	98,304	103,934	104,554	
Canarias	102,091	106,65	106,918	98,287	102,658	102,942	95,141	104	106,571	96,584	100,762	104,976	95,356	104,03	105,849	97,85	104,997	104,505	
Cantabria	95,417	95,24	90,907	91,221	97,765	98,202	92,367	96,603	101,424	96,941	102,251	103,527	95,974	103,193	107,414	99,896	105,858	110,804	
Castilla y León	87,574	93,329	97,65	89,602	96,686	99,001	90,406	99,798	102,448	92,504	101,632	103,499	94,348	103,75	105,768	96,601	105,836	107,136	
Castilla - La Mancha	87,746	94,865	98,055	89,569	96,938	100,02	91,74	99,737	101,685	95,683	102,621	103,093	96,54	101,933	104,96	97,338	104,2	104,695	
Cataluña	82,804	90,778	92,98	88,111	95,946	96,98	89,161	99,631	100,763	95,102	102,317	103,984	97,328	104,997	105,728	99,149	107,779	106,861	
Comunitat Valenciana	90,237	96,76	98,212	90,977	99,736	99,854	93,999	100,831	104,249	97,039	103,797	103,087	97,728	103,34	103,869	99,299	108,153	107,291	
Extremadura	91,919	97,996	103,079	94,358	97,772	103,259	93,545	99,156	101,884	91,565	103,493	104,689	94,631	104,143	104,834	95,726	104,127	105,894	
Galicia	86,292	94,542	100,057	89,907	99,354	103,18	90,803	102,59	106,27	94,553	103,459	106,135	93,244	104,583	107,173	95,726	107,004	109,817	
Madrid (Comunidad de)	90,734	96,894	99,165	95,026	100,743	100,729	96,3	101,056	101,739	95,031	101,477	102,572	96,348	102,862	103,467	98,551	104,211	105,292	
Murcia (Región de)	86,181	96,123	99,772	91,039	100,473	102,525	93,117	100,033	102,853	93,755	104,654	103,938	94,411	104,883	105,101	95,041	103,384	108,355	
Navarra (Comunidad Foral de)	85,251	92,012	96,462	87,878	92,789	95,465	84,523	99,809	102,69	91,642	102,976	105,459	94,461	106,362	108,357	95,949	106,904	110,929	
País Vasco	88,425	93,678	96,371	90,314	96,148	98,461	90,4	97,041	100,558	94,138	99,238	102,024	96,096	101,645	104,513	97,992	103,827	105,965	
Rioja (La)	87,307	97,235	99,891	89,132	102,582	105,177	92,656	104,031	98,487	88,1	106,979	104,7	91,437	107,101	106,716	92,539	108,765	105,393	
Ceuta	99,066	103,058	103,566
Melilla	90,278	105,91	105,798
C. Valenciana/Nacional	1,030	1,024	1,012	1,006	1,018	1,003	1,026	1,007	1,022	1,030	1,017	0,995	1,021	0,997	0,988	1,017	1,023	1,006	
C. Valenciana/Madrid	0,995	0,999	0,990	0,957	0,990	0,991	0,976	0,998	1,025	1,021	1,023	1,005	1,014	1,005	1,004	1,008	1,038	1,019	
C. Valenciana/Cataluña	1,090	1,066	1,056	1,033	1,040	1,030	1,054	1,012	1,035	1,020	1,014	0,991	1,004	0,984	0,982	1,002	1,003	1,004	
C. Valenciana/País Vasco	1,020	1,033	1,019	1,007	1,037	1,014	1,040	1,039	1,037	1,031	1,046	1,010	1,017	1,017	0,994	1,013	1,042	1,013	
C. Valenciana/Castilla-La Mancha	1,028	1,020	1,002	1,016	1,029	0,998	1,025	1,011	1,025	1,014	1,011	1,000	1,012	1,014	0,990	1,020	1,038	1,025	
C. Valenciana/Murcia	1,047	1,007	0,984	0,999	0,993	0,974	1,009	1,008	1,014	1,035	0,992	0,992	1,035	0,985	0,988	1,045	1,046	0,990	
C. Valenciana/Aragón	1,054	1,032	1,043	1,053	1,035	1,018	1,046	1,017	1,043	1,043	1,018	1,026	1,049	0,986	1,005	1,046	1,036	1,031	

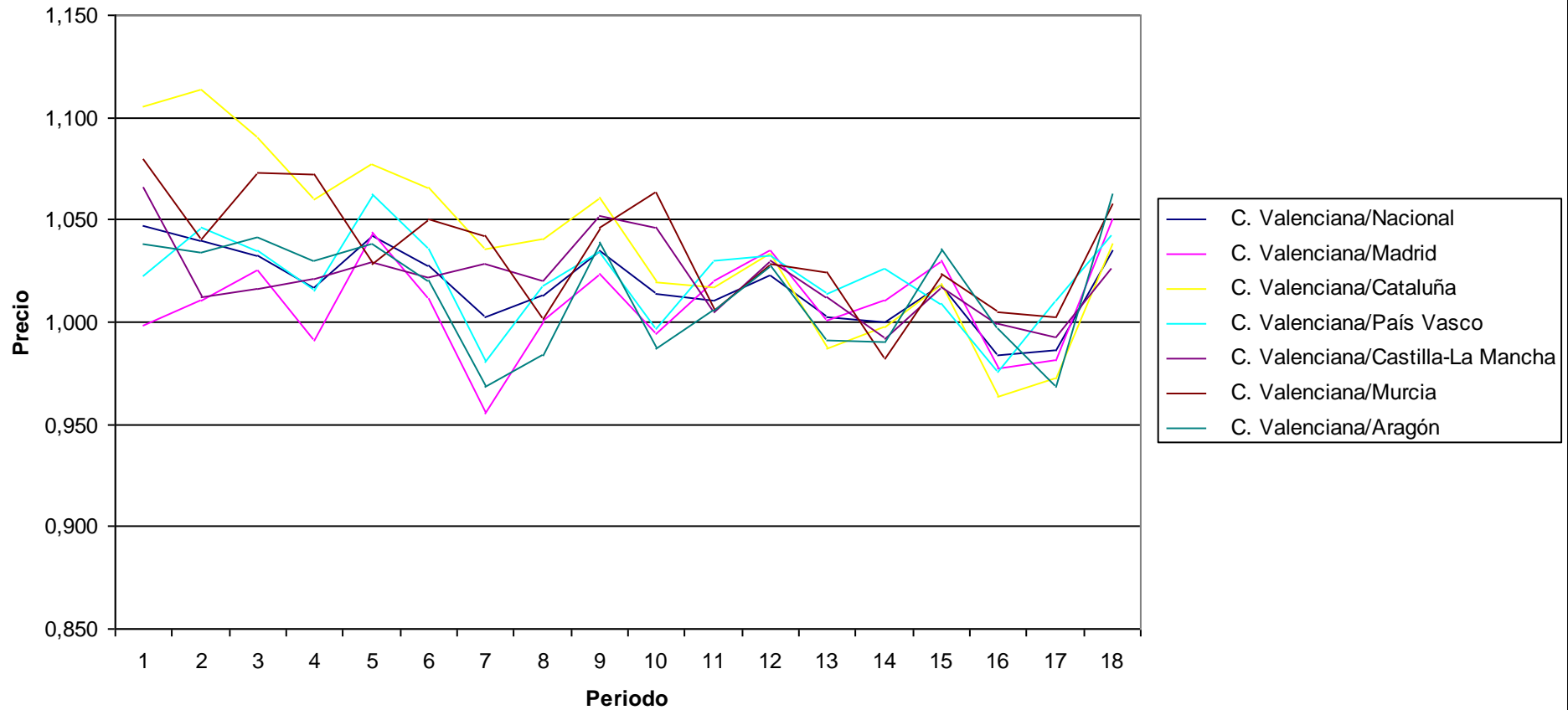
Precios: Calzado de hombre



PRECIOS: Calzado de mujer
Indices por comunidades autónomas de rúbricas
 Unidades: Base 2006=100

	Indice																	
	2002M01	2002M06	2002M12	2003M01	2003M06	2003M12	2004M01	2004M06	2004M12	2005M01	2005M06	2005M12	2006M01	2006M06	2006M12	2007M01	2007M06	2007M12
Nacional	84,755	95,072	95,596	88,32	100,551	98,196	89,668	102,938	100,991	92,621	105,558	102,881	94,372	107,711	104,636	94,94	107,086	107,028
Andalucía	83,145	95,309	95,778	88,021	100,622	97,686	88,476	102,619	98,798	90,347	106,407	102,991	94,215	107,61	103,837	94,891	107,385	106,6
Aragón	85,527	95,619	94,769	87,205	100,943	98,896	92,845	106,055	100,578	95,165	106,059	102,435	95,498	108,789	102,821	93,738	109,05	104,229
Asturias (Principado de)	76,914	90,916	91,559	83,54	97,422	97,224	88,621	100,952	98,677	91,117	106,969	103,68	95,493	109,808	104,279	94,66	108,397	107,307
Balears (Illes)	88,408	102,526	99,97	90,988	104,288	98,671	89,47	107,091	102,925	94,403	108,699	99,558	92,03	112,105	102,635	93,763	107,988	107,861
Canarias	104,318	112,598	111,011	102,465	108,155	107,346	98,014	105,598	103,774	94,547	106,037	106,709	95,72	106,072	105,651	95,748	103,745	106,72
Cantabria	97,135	100,222	96,495	92,789	97,379	94,964	88,961	101,376	103,832	99,335	105,676	101,098	93,952	108,583	104,336	96,988	109,373	104,896
Castilla y León	84,005	93,337	97,523	88,64	99,423	98,79	89,081	102,161	103,041	93,582	104,928	103,39	93,342	106,873	106,12	95,356	106,717	108,365
Castilla - La Mancha	83,306	97,722	97,084	87,972	101,766	98,736	87,382	102,232	99,37	89,761	106,159	102,162	93,481	108,557	104,713	93,481	106,387	107,995
Cataluña	80,291	88,781	90,514	84,713	97,259	94,694	86,78	100,21	98,525	92,165	104,95	101,857	95,87	107,983	104,547	96,99	108,559	106,668
Comunitat Valenciana	88,773	98,887	98,67	89,815	104,776	100,901	89,89	104,302	104,503	93,93	106,701	105,223	94,639	107,687	106,516	93,438	105,602	110,86
Extremadura	85,489	94,311	100,44	91,029	101,363	99,182	87,502	102,242	104,325	91,59	104,768	105,021	92,059	107,307	106,768	93,497	107,015	105,139
Galicia	81,34	94,565	97,618	89,292	102,992	100,446	89,241	103,792	102,391	91,239	105,228	104,809	93,499	108,13	105,79	93,13	106,193	108,99
Madrid (Comunidad de)	88,92	97,838	96,232	90,59	100,418	99,781	94,087	104,247	102,142	94,474	104,566	101,655	94,548	106,529	103,391	95,628	107,611	105,508
Murcia (Región de)	82,247	95,013	91,974	83,759	101,846	96,097	86,274	104,102	99,849	88,313	106,135	102,329	92,383	109,635	104,108	92,983	105,308	104,71
Navarra (Comunidad Foral de)	81,112	91,628	88,858	83,645	100,211	93,134	86,599	106,471	101,903	94,126	108,312	102,441	94,934	111,027	101,894	93,589	110,306	104,502
País Vasco	86,815	94,53	95,344	88,473	98,588	97,45	91,705	102,438	101,058	94,206	103,575	101,933	93,358	104,932	105,588	95,786	104,507	106,276
Rioja (La)	88,716	103,971	97,439	87,734	109,359	99,537	87,217	111,555	103,386	90,116	111,014	103,176	89,184	115,375	106,183	88,773	112,616	107,971
Ceuta	99,094	106,927	104,266
Melilla	90,291	103,654	105,982
C. Valenciana/Nacional	1,047	1,040	1,032	1,017	1,042	1,028	1,002	1,013	1,035	1,014	1,011	1,023	1,003	1,000	1,018	0,984	0,986	1,036
C. Valenciana/Madrid	0,998	1,011	1,025	0,991	1,043	1,011	0,955	1,001	1,023	0,994	1,020	1,035	1,001	1,011	1,030	0,977	0,981	1,051
C. Valenciana/Cataluña	1,106	1,114	1,090	1,060	1,077	1,066	1,036	1,041	1,061	1,019	1,017	1,033	0,987	0,997	1,019	0,963	0,973	1,039
C. Valenciana/País Vasco	1,023	1,046	1,035	1,015	1,063	1,035	0,980	1,018	1,034	0,997	1,030	1,032	1,014	1,026	1,009	0,975	1,010	1,043
C. Valenciana/Castilla-La Mancha	1,066	1,012	1,016	1,021	1,030	1,022	1,029	1,020	1,052	1,046	1,005	1,030	1,012	0,992	1,017	1,000	0,993	1,027
C. Valenciana/Murcia	1,079	1,041	1,073	1,072	1,029	1,050	1,042	1,002	1,047	1,064	1,005	1,028	1,024	0,982	1,023	1,005	1,003	1,059
C. Valenciana/Aragón	1,038	1,034	1,041	1,030	1,038	1,020	0,968	0,983	1,039	0,987	1,006	1,027	0,991	0,990	1,036	0,997	0,968	1,064

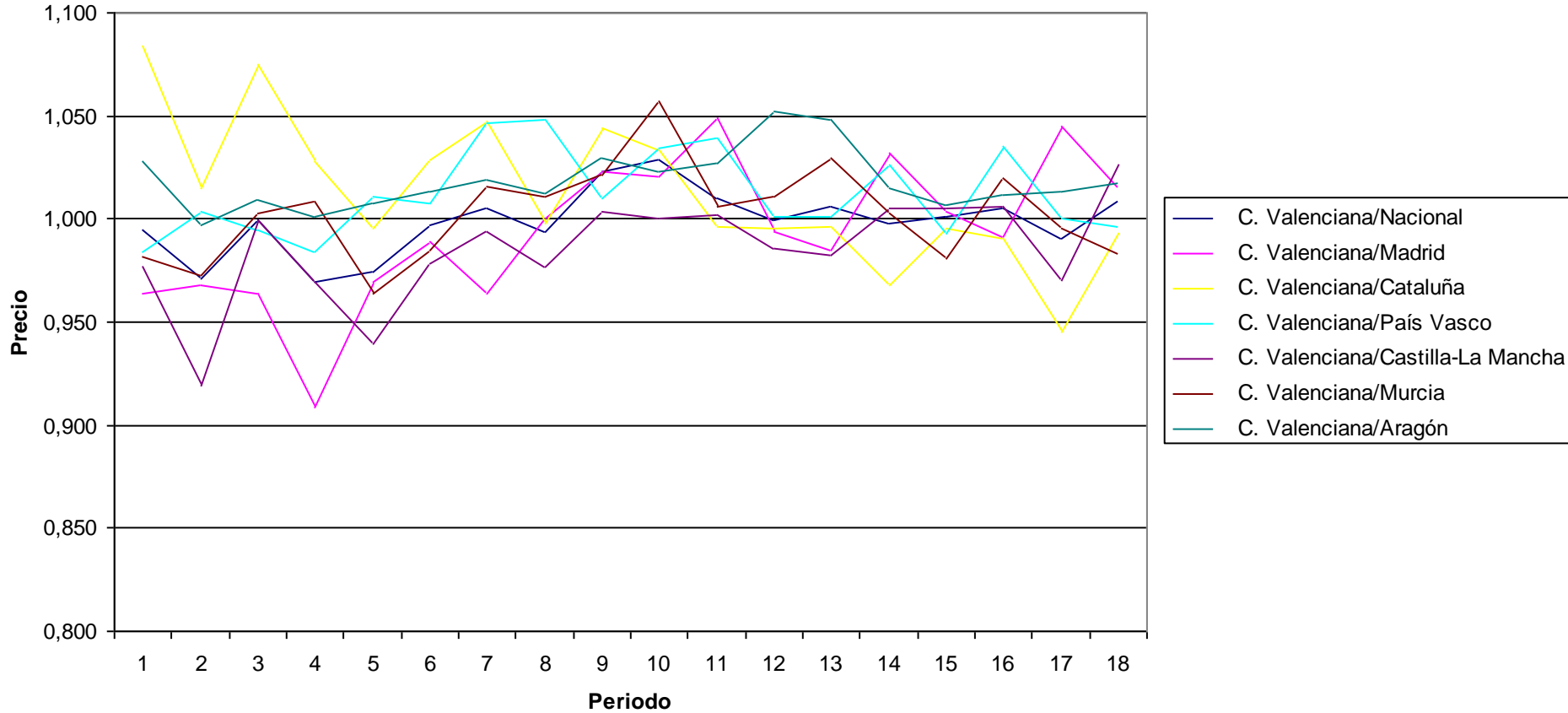
Precios: Calzado de mujer



PRECIOS: Calzado de niño
Indices por comunidades autónomas de rúbricas
 Unidades: Base 2006=100

	Indice																		
	2002M01	2002M06	2002M12	2003M01	2003M06	2003M12	2004M01	2004M06	2004M12	2005M01	2005M06	2005M12	2006M01	2006M06	2006M12	2007M01	2007M06	2007M12	
Nacional	87,625	98,102	96,881	90,118	102,083	100,169	92,289	104,183	101,091	93,475	106,093	102,222	94,421	106,824	103,308	95,567	110,003	104,611	
Andalucía	90,232	103,321	99,072	93,321	105,334	100,377	92,823	107,291	99,513	91,771	108,035	100,728	93,268	107,941	101,197	94,288	110,284	100,969	
Aragón	84,825	95,592	95,933	87,216	98,758	98,574	91,031	102,273	100,388	93,975	104,341	97,075	90,64	105,01	102,682	94,942	107,53	103,736	
Asturias (Principado de)	89,717	100,069	101,542	94,187	104,287	104,33	95,511	102,637	100,57	94,803	104,138	105,512	95,289	105,281	102,136	92,547	107,425	105,708	
Baleares (Illes)	92,399	97,262	98,477	93,451	103,756	101,611	93,065	106,343	101,366	92,608	107,562	104,34	94,773	106,352	105,436	97,682	114,169	106,428	
Canarias	94,328	103,169	97,627	91,701	109,793	102,507	98,602	109,625	99,969	95,214	107,558	101,973	95,258	108,861	102,395	99,987	109,938	103,933	
Cantabria	95,102	93,373	97,243	93,49	95,427	101,524	98,458	100,019	104,512	99,582	104,586	103,812	97,599	102,1	107,176	98,285	107,833	109,822	
Castilla y León	88,347	95,958	98,341	90,961	99,43	100	92,355	101,943	103,112	93,895	103,531	101,61	93,169	105,725	104,208	93,754	109,639	107,171	
Castilla - La Mancha	89,255	103,661	96,894	90,108	105,855	102,084	93,315	106,037	103,047	96,096	106,972	103,599	96,719	105,968	102,881	95,457	112,231	102,792	
Cataluña	80,443	93,895	90,088	84,999	99,897	97,084	88,586	103,748	98,994	92,983	107,591	102,657	95,359	110,097	103,867	96,955	115,237	106,24	
Comunitat Valenciana	87,183	95,275	96,85	87,344	99,469	99,904	92,742	103,536	103,379	96,136	107,173	102,154	94,988	106,555	103,393	96,053	108,934	105,546	
Extremadura	85,39	100,768	92,712	85,838	105,399	99,182	95,041	107,183	98,4	91,322	107,962	100,428	92,994	108,586	100,984	93,574	111,12	102,237	
Galicia	88,654	97,679	100,45	91,233	100,342	103,174	91,045	102,545	104,924	93,338	105,178	104,488	92,525	105,788	106,179	95,723	108,848	105,965	
Madrid (Comunidad de)	90,453	98,466	100,505	96,138	102,631	101,028	96,198	103,479	101,094	94,187	102,155	102,77	96,452	103,234	103,011	96,913	104,274	103,995	
Murcia (Región de)	88,82	97,948	96,604	86,6	103,246	101,414	91,294	102,417	101,249	90,957	106,552	101,1	92,291	106,307	105,403	94,21	109,397	107,319	
Navarra (Comunidad Foral de)	81,548	91,734	98,408	86,384	95,705	99,554	84,573	98,919	101,164	89,453	105,1	106,453	93,267	107,546	107,967	93,945	115,976	110,258	
País Vasco	88,583	94,94	97,344	88,784	98,434	99,156	88,627	98,783	102,329	92,978	103,117	102,066	94,853	103,815	104,111	92,812	108,87	105,912	
Rioja (La)	83,999	93,701	93,732	79,716	99,555	97,501	85,713	106,491	99,187	88,721	108,986	102,107	90,608	112,913	102,677	86,583	114,655	108,227	
Ceuta	90,944	108,406	102,459
Melilla	93,733	107,476	102,824
C. Valenciana/Nacional	0,995	0,971	1,000	0,969	0,974	0,997	1,005	0,994	1,023	1,028	1,010	0,999	1,006	0,997	1,001	1,005	0,990	1,009	
C. Valenciana/Madrid	0,964	0,968	0,964	0,909	0,969	0,989	0,964	1,001	1,023	1,021	1,049	0,994	0,985	1,032	1,004	0,991	1,045	1,015	
C. Valenciana/Cataluña	1,084	1,015	1,075	1,028	0,996	1,029	1,047	0,998	1,044	1,034	0,996	0,995	0,996	0,968	0,995	0,991	0,945	0,993	
C. Valenciana/País Vasco	0,984	1,004	0,995	0,984	1,011	1,008	1,046	1,048	1,010	1,034	1,039	1,001	1,001	1,026	0,993	1,035	1,001	0,997	
C. Valenciana/Castilla-La Mancha	0,977	0,919	1,000	0,969	0,940	0,979	0,994	0,976	1,003	1,000	1,002	0,986	0,982	1,006	1,005	1,006	0,971	1,027	
C. Valenciana/Murcia	0,982	0,973	1,003	1,009	0,963	0,985	1,016	1,011	1,021	1,057	1,006	1,010	1,029	1,002	0,981	1,020	0,996	0,983	
C. Valenciana/Aragón	1,028	0,997	1,010	1,001	1,007	1,013	1,019	1,012	1,030	1,023	1,027	1,052	1,048	1,015	1,007	1,012	1,013	1,017	

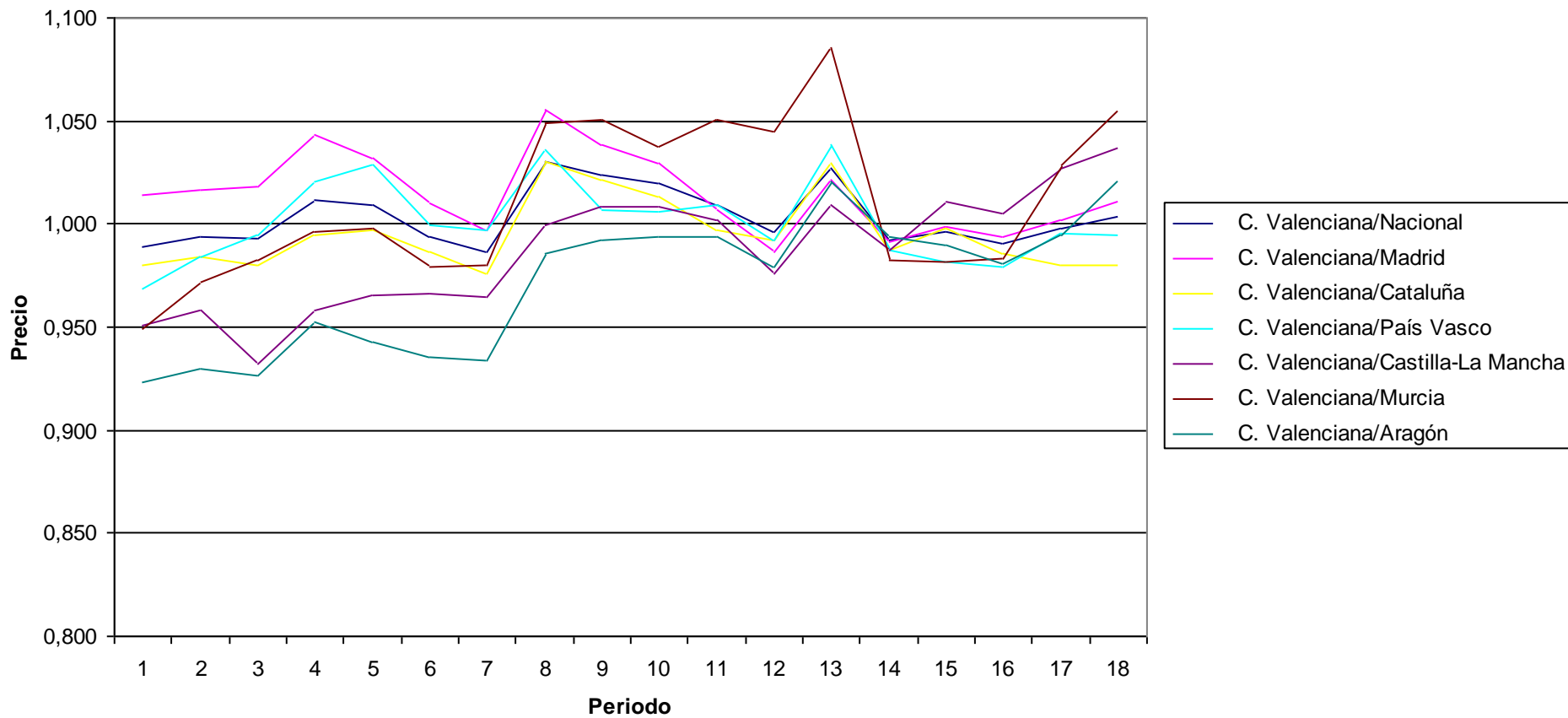
Precios: Calzado de niño



PRECIOS: Reparación de calzado
Indices por comunidades autónomas de rúbricas
 Unidades:Base 2006=100

	Indice																	
	2002M01	2002M06	2002M12	2003M01	2003M06	2003M12	2004M01	2004M06	2004M12	2005M01	2005M06	2005M12	2006M01	2006M06	2006M12	2007M01	2007M06	2007M12
Nacional	77,994	80,276	81,212	82,253	84,717	86,255	86,989	89,212	90,672	91,637	94,379	95,87	97,339	99,951	101,959	102,801	105,845	107,965
Andalucía	81,107	82,393	83,548	84,415	87,25	89,351	90,179	91,91	91,154	92,723	95,006	96,165	98,057	99,701	101,824	102,41	105,963	108,436
Aragón	83,506	85,873	87,047	87,348	90,647	91,57	91,867	93,261	93,582	94,069	95,824	97,559	97,951	99,777	102,671	103,781	106,195	106,135
Asturias (Principado de)	77,197	78,43	78,666	80,934	82,282	84,724	86,558	91,103	90,988	90,988	93,018	94,81	97,64	99,1	102,108	104,853	106,332	106,332
Balears (Illes)	72,988	77,551	83,403	83,403	86,576	86,576	86,576	90,252	94,098	94,098	95,828	95,828	95,828	100,504	101,328	101,328	103,676	103,676
Canarias	82,77	84,259	85,472	86,493	86,864	87,198	87,292	89,969	89,589	90,247	94,142	95,863	96,741	100,743	100,743	103,388	105,658	107,707
Cantabria	75,558	79,583	79,631	81,347	84,168	86,065	86,371	86,371	87,681	89,179	93,318	94,004	96,908	99,465	102,441	104,416	107,889	109,761
Castilla y León	80,165	82,527	83,336	83,602	85,687	86,756	87,281	90,233	92,059	92,59	95,292	96,216	96,634	99,79	101,769	102,528	105,228	106,621
Castilla - La Mancha	81,073	83,276	86,557	86,856	88,546	88,698	88,926	91,989	92,101	92,705	95,05	97,855	99,106	100,503	100,503	101,306	102,864	104,563
Cataluña	78,698	81,122	82,305	83,691	85,746	86,885	87,916	89,187	90,915	92,237	95,466	96,227	97,112	100,443	101,838	103,244	107,778	110,608
Comunitat Valenciana	77,102	79,804	80,674	83,206	85,473	85,687	85,812	91,92	92,848	93,459	95,217	95,511	99,99	99,191	101,6	101,805	105,612	108,365
Extremadura	77,758	80,292	82,806	84,217	85,771	85,771	86,448	91,023	91,366	92,193	93,32	95,76	99,061	99,998	100,944	102,524	103,857	107,536
Galicia	73,946	76,416	76,877	78,999	81,589	83,495	83,971	86,57	88,072	88,425	91,217	92,969	95,47	99,504	102,383	102,989	105,949	108,327
Madrid (Comunidad de)	76,029	78,538	79,251	79,737	82,857	84,805	86,062	87,114	89,406	90,8	94,589	96,8	97,926	100,02	101,731	102,442	105,446	107,218
Murcia (Región de)	81,256	82,142	82,114	83,533	85,683	87,534	87,534	87,604	88,386	90,071	90,66	91,409	92,113	100,994	103,529	103,529	102,696	102,696
Navarra (Comunidad Foral de)	77,188	80,976	83,226	83,459	87,215	87,931	88,172	91,107	92,311	92,56	94,192	96,209	97,198	100,224	100,53	100,789	103,502	108,918
País Vasco	79,571	81,082	81,104	81,532	83,116	85,763	86,034	88,76	92,224	92,926	94,353	96,239	96,288	100,495	103,521	103,948	106,089	108,923
Rioja (La)	80,802	83,062	84,687	86,318	89,189	90,787	91,34	91,825	94,799	95,354	96,484	98,014	98,014	100,153	104,565	105,818	112,376	113,723
Ceuta	100,458	100,458	100,458
Melilla	106,682	106,682	117,418
C. Valenciana/Nacional	0,989	0,994	0,993	1,012	1,009	0,993	0,986	1,030	1,024	1,020	1,009	0,996	1,027	0,992	0,996	0,990	0,998	1,004
C. Valenciana/Madrid	1,014	1,016	1,018	1,044	1,032	1,010	0,997	1,055	1,038	1,029	1,007	0,987	1,021	0,992	0,999	0,994	1,002	1,011
C. Valenciana/Cataluña	0,980	0,984	0,980	0,994	0,997	0,986	0,976	1,031	1,021	1,013	0,997	0,993	1,030	0,988	0,998	0,986	0,980	0,980
C. Valenciana/País Vasco	0,969	0,984	0,995	1,021	1,028	0,999	0,997	1,036	1,007	1,006	1,009	0,992	1,038	0,987	0,981	0,979	0,996	0,995
C. Valenciana/Castilla-La Mancha	0,951	0,958	0,932	0,958	0,965	0,966	0,965	0,999	1,008	1,008	1,002	0,976	1,009	0,987	1,011	1,005	1,027	1,036
C. Valenciana/Murcia	0,949	0,972	0,982	0,996	0,998	0,979	0,980	1,049	1,050	1,038	1,050	1,045	1,086	0,982	0,981	0,983	1,028	1,055
C. Valenciana/Aragón	0,923	0,929	0,927	0,953	0,943	0,936	0,934	0,986	0,992	0,994	0,994	0,979	1,021	0,994	0,990	0,981	0,995	1,021

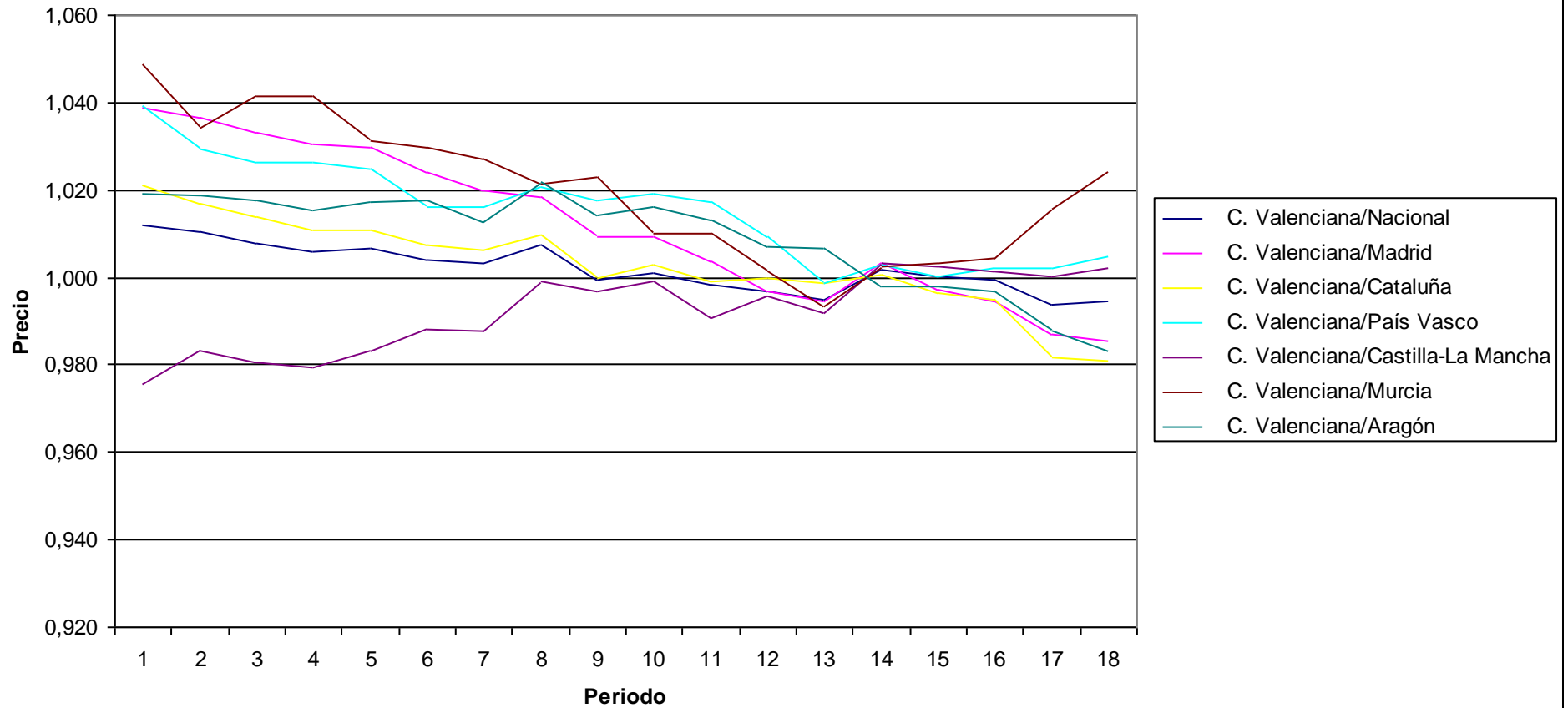
Precios: Reparación de calzado



PRECIOS: Vivienda en alquiler
Índices por comunidades autónomas de rúbricas
 Unidades: Base 2006=100

	Índice																	
	2002M01	2002M06	2002M12	2003M01	2003M06	2003M12	2004M01	2004M06	2004M12	2005M01	2005M06	2005M12	2006M01	2006M06	2006M12	2007M01	2007M06	2007M12
Nacional	82,972	84,694	86,143	86,523	88,261	89,838	90,147	91,853	93,493	93,866	95,879	97,36	97,83	100,078	101,746	102,241	104,384	106,044
Andalucía	82,437	83,864	85,217	85,654	87,439	88,638	88,832	90,167	92,806	93,245	95,486	97,313	97,758	99,974	101,65	102,053	103,612	105,368
Aragón	82,367	83,998	85,316	85,741	87,35	88,632	89,297	90,555	92,146	92,491	94,474	96,376	96,694	100,443	101,974	102,528	104,993	107,27
Asturias (Principado de)	86,001	87,722	88,381	88,504	89,992	91,142	91,288	92,945	93,608	93,839	97,546	98,247	98,49	99,982	101,156	101,477	103,723	104,881
Baleares (Illes)	82,273	84,242	86,948	87,057	89,13	90,734	91,806	93,365	94,911	95,133	96,64	97,872	98,166	100,105	101,43	101,791	103,68	104,871
Canarias	87,515	88,424	90,703	91,177	91,998	94,896	94,208	94,947	96,465	96,686	97,742	98,695	98,921	99,856	101,672	102,148	103,496	104,559
Cantabria	84,242	86,494	88,348	88,417	91,605	93,208	93,207	94,743	95,295	95,295	97,221	97,747	98,206	99,52	101,207	101,395	103,284	105,4
Castilla y León	86,588	88,641	89,732	90,04	91,368	92,675	92,908	93,996	95,2	95,379	96,867	97,897	98,221	100,194	101,198	101,342	102,973	103,847
Castilla - La Mancha	86,063	87,031	88,565	88,876	90,377	91,31	91,575	92,638	93,73	94,04	96,609	97,461	98,131	99,925	101,531	102,072	103,687	105,25
Cataluña	82,211	84,139	85,632	86,107	87,894	89,553	89,879	91,663	93,459	93,715	95,817	97,053	97,488	100,182	102,138	102,711	105,665	107,495
Comunitat Valenciana	83,95	85,566	86,826	87,043	88,858	90,207	90,445	92,539	93,444	93,966	95,726	97,037	97,344	100,252	101,768	102,192	103,723	105,453
Extremadura	85,907	86,813	87,634	87,564	88,763	88,949	89,02	91,39	94,115	94,23	96,716	97,623	97,941	100,334	101,106	101,292	101,844	103,951
Galicia	86,1	87,428	88,74	89,118	90,684	91,748	91,849	93,485	95,1	95,469	96,891	98,367	98,707	100,177	100,529	100,822	103,414	104,796
Madrid (Comunidad de)	80,799	82,544	84,054	84,456	86,28	88,095	88,679	90,87	92,595	93,099	95,381	97,343	97,888	99,945	102,061	102,771	105,086	106,997
Murcia (Región de)	80,045	82,72	83,357	83,582	86,165	87,587	88,06	90,59	91,34	93,025	94,765	96,91	97,989	99,998	101,424	101,758	102,123	102,947
Navarra (Comunidad Foral de)	85,73	86,683	88,255	88,559	90,295	91,971	92,552	94,097	95,852	95,94	96,373	97,829	98,135	100,02	101,52	101,914	104,249	105,204
País Vasco	80,777	83,131	84,585	84,807	86,702	88,786	88,995	90,678	91,829	92,203	94,102	96,138	97,476	99,959	101,728	101,995	103,516	104,954
Rioja (La)	85,311	86,228	88,459	89,38	91,33	92,936	93,041	92,801	94,705	95,381	97,899	98,92	99,053	99,993	100,432	101,089	102,267	103,089
Ceuta	101,999	102,947	103,467
Melilla	100,61	101,921	102,677
C. Valenciana/Nacional	1,012	1,010	1,008	1,006	1,007	1,004	1,003	1,007	0,999	1,001	0,998	0,997	0,995	1,002	1,000	1,000	0,994	0,994
C. Valenciana/Madrid	1,039	1,037	1,033	1,031	1,030	1,024	1,020	1,018	1,009	1,009	1,004	0,997	0,994	1,003	0,997	0,994	0,987	0,986
C. Valenciana/Cataluña	1,021	1,017	1,014	1,011	1,011	1,007	1,006	1,010	1,000	1,003	0,999	1,000	0,999	1,001	0,996	0,995	0,982	0,981
C. Valenciana/País Vasco	1,039	1,029	1,026	1,026	1,025	1,016	1,016	1,021	1,018	1,019	1,017	1,009	0,999	1,003	1,000	1,002	1,002	1,005
C. Valenciana/Castilla-La Mancha	0,975	0,983	0,980	0,979	0,983	0,988	0,988	0,999	0,997	0,999	0,991	0,996	0,992	1,003	1,002	1,001	1,000	1,002
C. Valenciana/Murcia	1,049	1,034	1,042	1,041	1,031	1,030	1,027	1,022	1,023	1,010	1,010	1,001	0,993	1,003	1,003	1,004	1,016	1,024
C. Valenciana/Aragón	1,019	1,019	1,018	1,015	1,017	1,018	1,013	1,022	1,014	1,016	1,013	1,007	1,007	0,998	0,998	0,997	0,988	0,983

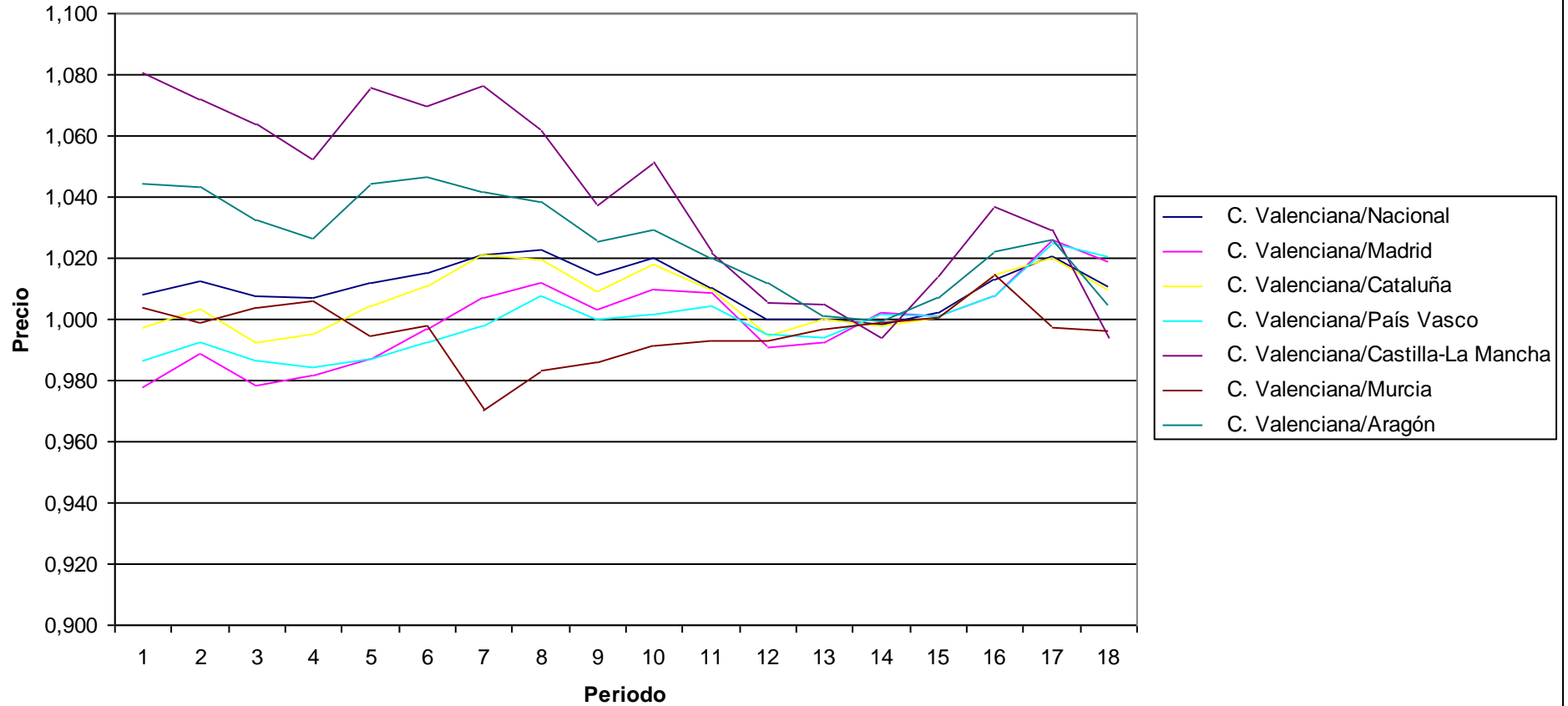
Precios: Vivienda en alquiler



PRECIOS: Calefacción, alumbrado y distribución del agua
Índices por comunidades autónomas de rúbricas
 Unidades: Base 2006=100

	Índice																	
	2002M01	2002M06	2002M12	2003M01	2003M06	2003M12	2004M01	2004M06	2004M12	2005M01	2005M06	2005M12	2006M01	2006M06	2006M12	2007M01	2007M06	2007M12
Nacional	83,613	83,374	83,657	84,518	84,562	84,908	85,717	86,359	88,033	88,565	91,356	94,4	98,411	100,729	99,607	101,13	102,031	104,635
Andalucía	83,75	83,141	82,479	83,234	84,591	84,926	85,728	85,791	86,592	87,447	91,155	93,532	98,169	100,821	100,052	101,773	102,066	103,813
Aragón	80,728	80,914	81,631	82,913	81,95	82,387	84,044	85,054	87,141	87,766	90,462	93,299	98,294	100,637	99,162	100,196	101,523	105,272
Asturias (Principado de)	82,032	82,086	82,762	83,646	83,221	83,598	84,899	85,935	87,879	88,667	91,336	94,556	98,15	100,698	99,313	101,237	101,961	105,214
Baleares (Illes)	86,508	86,545	86,21	86,999	87,543	87,787	88,475	88,452	89,361	90,595	92,29	94,543	98,743	100,569	99,837	101,308	101,389	103,113
Canarias	89,403	89,411	88,857	89,534	90,301	90,512	91,18	91,043	91,398	92,189	93,989	95,412	98,901	100,37	100,774	102,255	102,495	103,507
Cantabria	85,677	85,097	85,094	85,915	85,9	86,282	86,841	87,379	88,827	89,225	91,616	94,306	97,965	100,812	99,645	100,899	101,83	104,235
Castilla y León	79,967	80,222	80,977	82,224	81,004	81,757	82,487	84,036	86,769	86,717	90,585	94,113	98,169	101,013	98,674	99,294	101,177	105,75
Castilla - La Mancha	78,026	78,724	79,258	80,885	79,553	80,592	81,334	83,172	86,126	85,938	90,326	93,867	97,909	101,155	98,477	98,8	101,153	106,423
Cataluña	84,534	84,119	84,92	85,536	85,21	85,313	85,705	86,611	88,51	88,764	91,402	94,907	98,384	100,793	99,778	100,977	102,106	104,728
Comunitat Valenciana	84,306	84,398	84,298	85,108	85,564	86,216	87,522	88,309	89,332	90,346	92,28	94,388	98,387	100,569	99,847	102,433	104,132	105,75
Extremadura	84,54	83,987	83,533	84,381	85,565	86,033	86,735	86,232	87,653	88,286	90,516	93,582	98,068	101,022	99,833	101,24	101,44	103,555
Galicia	79,977	80,031	80,111	81,352	81,266	82,092	82,965	83,737	85,835	86,12	89,995	93,282	97,775	101,199	98,979	100,134	101,225	105,211
Madrid (Comunidad de)	86,23	85,374	86,164	86,699	86,672	86,489	86,924	87,261	89,021	89,491	91,479	95,273	99,143	100,326	99,722	101,667	101,501	103,772
Murcia (Región de)	83,982	84,498	83,967	84,616	86,049	86,389	90,214	89,798	90,614	91,13	92,949	95,062	98,687	100,7	99,768	100,967	104,394	106,169
Navarra (Comunidad Foral de)	80,149	80,536	81,433	82,871	81,375	82,108	82,628	84,407	87,182	87,04	91,158	94,762	98,13	100,919	98,71	99,459	101,191	105,861
País Vasco	85,462	85,035	85,457	86,445	86,699	86,855	87,699	87,663	89,312	90,209	91,887	94,852	98,979	100,401	99,763	101,688	101,618	103,62
Rioja (La)	81,259	80,662	81,354	82,308	81,736	81,939	82,734	83,258	85,285	88,32	90,864	94,451	98,62	100,592	99,684	100,945	101,407	104,43
Ceuta	101,324	100,983	104,562
Melilla	101,724	101,583	103,02
C. Valenciana/Nacional	1,008	1,012	1,008	1,007	1,012	1,015	1,021	1,023	1,015	1,020	1,010	1,000	1,000	0,998	1,002	1,013	1,021	1,011
C. Valenciana/Madrid	0,978	0,989	0,978	0,982	0,987	0,997	1,007	1,012	1,003	1,010	1,009	0,991	0,992	1,002	1,001	1,008	1,026	1,019
C. Valenciana/Cataluña	0,997	1,003	0,993	0,995	1,004	1,011	1,021	1,020	1,009	1,018	1,010	0,995	1,000	0,998	1,001	1,014	1,020	1,010
C. Valenciana/País Vasco	0,986	0,993	0,986	0,985	0,987	0,993	0,998	1,007	1,000	1,002	1,004	0,995	0,994	1,002	1,001	1,007	1,025	1,021
C. Valenciana/Castilla-La Mancha	1,080	1,072	1,064	1,052	1,076	1,070	1,076	1,062	1,037	1,051	1,022	1,006	1,005	0,994	1,014	1,037	1,029	0,994
C. Valenciana/Murcia	1,004	0,999	1,004	1,006	0,994	0,998	0,970	0,983	0,986	0,991	0,993	0,993	0,997	0,999	1,001	1,015	0,997	0,996
C. Valenciana/Aragón	1,044	1,043	1,033	1,026	1,044	1,046	1,041	1,038	1,025	1,029	1,020	1,012	1,001	0,999	1,007	1,022	1,026	1,005

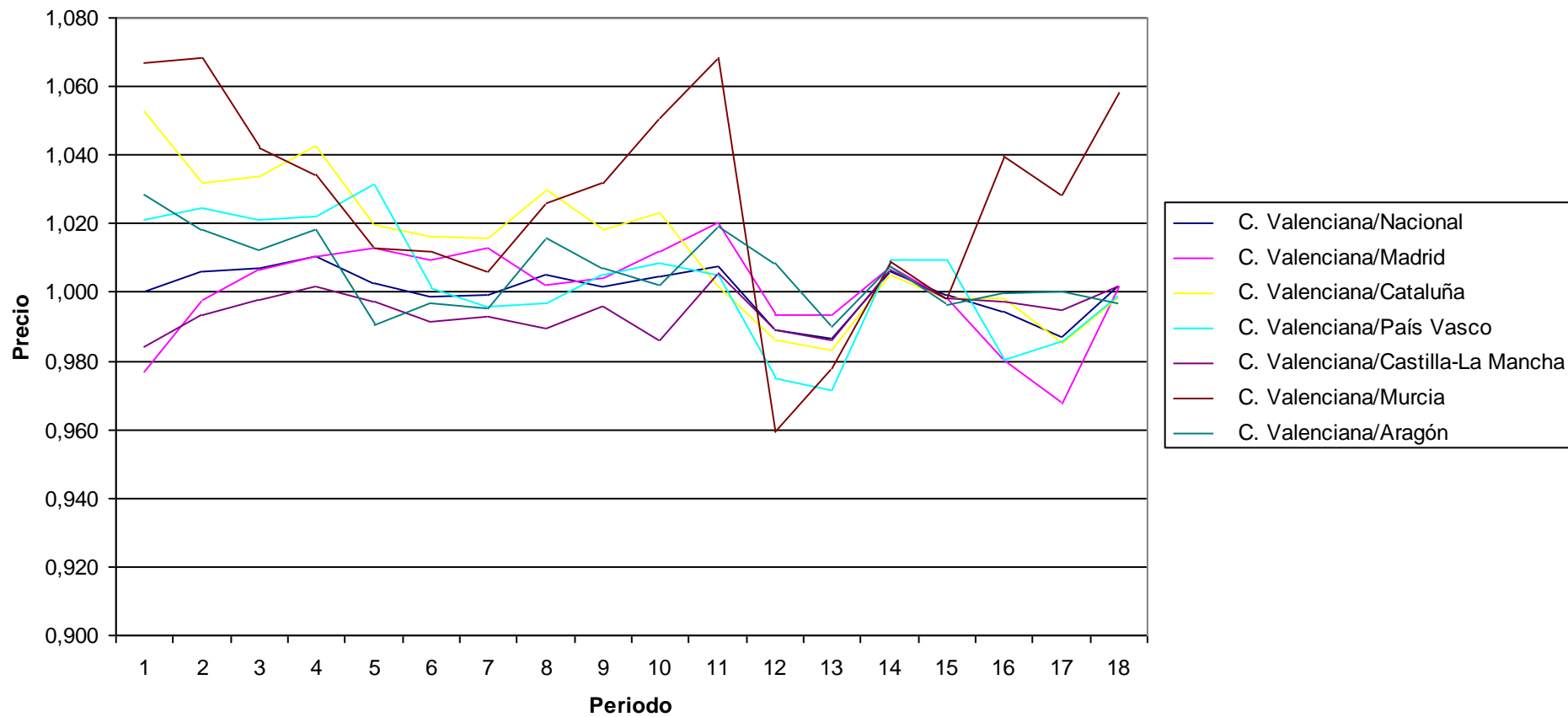
Precios: Calefacción, alumbrado y distribución del agua



PRECIOS: Conservación de la vivienda
Indices por comunidades autónomas de rúbricas
 Unidades: Base 2006=100

	Indice																	
	2002M01	2002M06	2002M12	2003M01	2003M06	2003M12	2004M01	2004M06	2004M12	2005M01	2005M06	2005M12	2006M01	2006M06	2006M12	2007M01	2007M06	2007M12
Nacional	81,478	83,579	84,588	85,121	86,575	87,797	88,28	90,851	92,023	92,491	95,438	97,018	97,486	100,23	101,309	102,443	105,35	106,095
Andalucía	83,056	84,242	85,347	86,047	87,858	89,111	89,515	91,401	93,064	93,513	95,854	97,323	98,06	99,945	101,542	102,339	104,116	105,795
Aragón	79,241	82,565	84,16	84,447	87,655	87,98	88,643	89,924	91,528	92,708	94,368	95,123	97,116	100,084	101,604	101,924	103,988	106,642
Asturias (Principado de)	83,073	84,736	86,999	88,124	88,693	90,019	90,198	92,536	93,713	95,159	95,927	96,47	97,512	100,758	101,211	101,583	108,776	108,658
Balears (Illes)	82,25	84,399	85,111	85,951	87,234	87,39	87,48	91,764	92,794	93,744	95,123	96,743	97,205	100,45	101,318	101,229	103,877	104,891
Canarias	86,967	88,232	89,257	89,219	91,097	91,791	91,869	92,491	94,281	94,85	96,57	98,379	98,69	99,962	101,352	101,596	105,667	106,827
Cantabria	79,826	82,091	82,377	82,757	86,006	88,037	89,391	92,474	92,613	93,325	96,186	95,707	96,059	100,231	101,543	102,001	104,064	105,801
Castilla y León	85,061	86,656	87,302	87,519	88,143	88,65	88,733	90,498	91,58	91,936	96,351	97,08	97,528	100,398	101,203	101,688	105,07	106,708
Castilla - La Mancha	82,811	84,606	85,367	85,863	87,053	88,464	88,876	92,315	92,574	94,248	95,622	96,997	97,513	100,17	101,422	102,181	104,528	106,141
Cataluña	77,438	81,483	82,394	82,499	85,14	86,283	86,853	88,694	90,525	90,845	96,028	97,323	97,784	100,322	101,433	102,089	105,571	106,417
Comunitat Valenciana	81,505	84,066	85,19	85,995	86,821	87,7	88,228	91,332	92,168	92,927	96,17	95,948	96,163	100,847	101,249	101,892	104,004	106,305
Extremadura	83,3	85,025	85,687	86,593	88,088	90,702	90,884	93,476	94,302	94,456	95,796	97,053	98,081	100,049	100,819	101,609	103,067	105,362
Galicia	81,502	83,832	85,562	86,189	87,364	88,255	89,631	92,032	94,72	95,212	95,843	96,91	97,29	100,261	101,126	102,699	105,059	106,07
Madrid (Comunidad de)	83,427	84,239	84,631	85,103	85,72	86,869	87,09	91,123	91,787	91,83	94,281	96,589	96,807	100,072	101,438	103,947	107,485	106,052
Murcia (Región de)	76,409	78,683	81,761	83,138	85,724	86,657	87,69	89,019	89,318	88,423	90,039	99,998	98,332	99,956	101,426	97,99	101,11	100,419
Navarra (Comunidad Foral de)	83,266	84,377	84,701	86,694	88,269	88,568	88,669	91,106	91,523	92,09	96,693	96,764	97,246	100,773	101,001	101,367	105,127	105,563
País Vasco	79,8	82,06	83,428	84,131	84,179	87,609	88,587	91,608	91,708	92,157	95,688	98,418	98,98	99,897	100,309	103,945	105,546	106,387
Rioja (La)	81,433	82,191	83,206	83,423	85,565	86,263	86,445	88,358	89,22	92,588	94,261	94,521	94,841	101,7	102,142	103,651	107,619	109,272
Ceuta	100,659	100,848	101,469
Melilla	102,936	104,194	105,442
C. Valenciana/Nacional	1,000	1,006	1,007	1,010	1,003	0,999	0,999	1,005	1,002	1,005	1,008	0,989	0,986	1,006	0,999	0,995	0,987	1,002
C. Valenciana/Madrid	0,977	0,998	1,007	1,010	1,013	1,010	1,013	1,002	1,004	1,012	1,020	0,993	0,993	1,008	0,998	0,980	0,968	1,002
C. Valenciana/Cataluña	1,053	1,032	1,034	1,042	1,020	1,016	1,016	1,030	1,018	1,023	1,001	0,986	0,983	1,005	0,998	0,998	0,985	0,999
C. Valenciana/País Vasco	1,021	1,024	1,021	1,022	1,031	1,001	0,996	0,997	1,005	1,008	1,005	0,975	0,972	1,010	1,009	0,980	0,985	0,999
C. Valenciana/Castilla-La Mancha	0,984	0,994	0,998	1,002	0,997	0,991	0,993	0,989	0,996	0,986	1,006	0,989	0,986	1,007	0,998	0,997	0,995	1,002
C. Valenciana/Murcia	1,067	1,068	1,042	1,034	1,013	1,012	1,006	1,026	1,032	1,051	1,068	0,959	0,978	1,009	0,998	1,040	1,029	1,059
C. Valenciana/Aragón	1,029	1,018	1,012	1,018	0,990	0,997	0,995	1,016	1,007	1,002	1,019	1,009	0,990	1,008	0,997	1,000	1,000	0,997

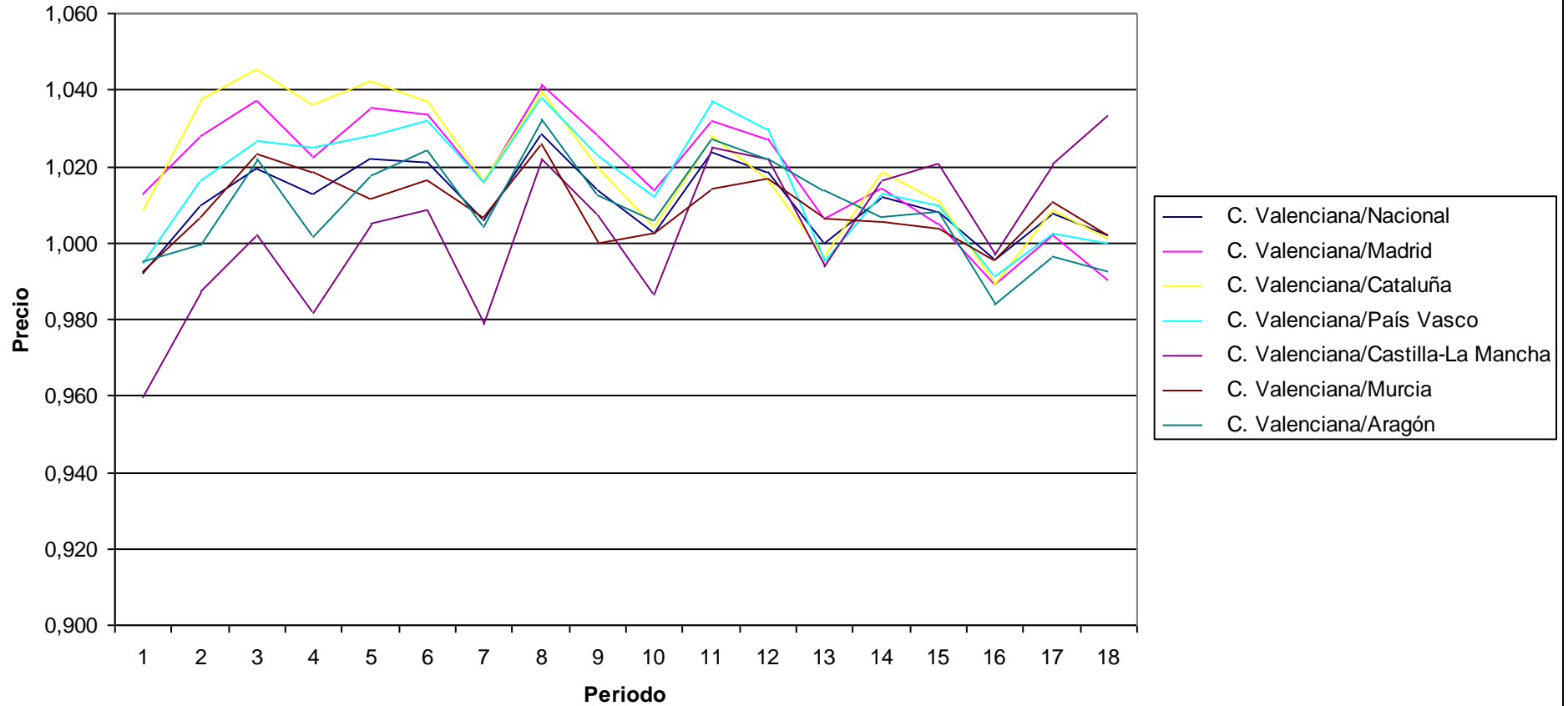
Precios: Conservación de la vivienda



PRECIOS: Muebles y revestimientos de suelo
Indices por comunidades autónomas de rúbricas
 Unidades:Base 2006=100

	Indice																		
	2002M01	2002M06	2002M12	2003M01	2003M06	2003M12	2004M01	2004M06	2004M12	2005M01	2005M06	2005M12	2006M01	2006M06	2006M12	2007M01	2007M06	2007M12	
Nacional	86,48	88,574	89,47	88,753	91,224	92,111	91,114	93,954	94,934	94,277	97,328	98,397	97,679	100,78	101,854	101,516	104,94	105,718	
Andalucía	86,857	89,429	90,179	88,79	91,52	92,753	91,12	94,016	95,044	93,75	97,094	98,288	97,09	101,166	102,418	101,343	105,752	106,381	
Aragón	86,199	89,51	89,25	89,717	91,626	91,866	91,244	93,578	95,053	93,964	96,975	98,061	96,368	101,313	101,86	102,738	106,107	106,74	
Asturias (Principado de)	88,998	91,139	91,982	90,964	92,538	93,321	92,852	95,538	96,029	94,804	99,842	100,6	99,455	100,736	101,139	100,131	103,847	104,502	
Balears (Illes)	89,212	90,035	89,947	88,295	90,338	90,325	90,465	93,582	94,33	94,01	96,01	97,968	98,207	99,867	102,149	102,212	104,259	104,032	
Canarias	95,967	96,809	97,2	95,266	98,724	99,006	96,503	99,557	100,927	98,615	100,597	101,176	98,383	101,485	101,217	98,476	101,486	101,772	
Cantabria	91,252	92,87	94,269	92,545	94,35	95,321	95,05	96,848	97,062	95,521	99,259	98,347	96,91	100,391	101,759	98,854	102,887	105,892	
Castilla y León	86,204	88,18	88,758	88,705	90,889	90,979	91,043	93,364	94,122	94,991	96,975	97,914	98,1	100,398	101,807	102,236	104,934	106,095	
Castilla - La Mancha	89,379	90,582	91,038	91,542	92,78	93,274	93,643	94,541	95,57	95,814	97,174	98,072	98,295	100,365	100,586	101,415	103,577	102,48	
Cataluña	85,072	86,2	87,262	86,749	89,468	90,71	90,173	92,93	94,381	94,127	96,925	98,6	98,023	100,169	101,562	102,221	104,821	105,797	
Comunitat Valenciana	85,793	89,45	91,217	89,876	93,243	94,068	91,638	96,606	96,249	94,519	99,619	100,219	97,673	102,002	102,68	101,085	105,734	105,941	
Extremadura	91,699	93,334	93,671	93,642	94,193	95,026	91,657	97,609	96,26	95,515	97,723	98,847	97,57	101,102	102,176	100,568	102,587	103,686	
Galicia	84,289	87,014	87,853	86,726	89,155	90,599	89,651	92,068	93,679	93,646	96,214	97,094	97,241	100,829	101,687	101,556	105,16	105,973	
Madrid (Comunidad de)	84,706	87,02	87,961	87,905	90,053	91,009	90,199	92,765	93,633	93,253	96,537	97,555	97,054	100,591	102,142	102,181	105,518	107,038	
Murcia (Región de)	86,439	88,859	89,16	88,243	92,185	92,564	91,019	94,19	96,244	94,301	98,246	98,586	97,053	101,456	102,303	101,542	104,592	105,71	
Navarra (Comunidad Foral de)	92,232	93,106	95,22	94,705	95,24	96,369	95,917	96,634	98,566	98,33	99,473	99,681	99,793	100,051	100,039	100,051	103,757	105,317	
País Vasco	86,236	88,001	88,848	87,687	90,703	91,167	90,2	93,086	94,121	93,401	96,049	97,324	98,131	100,693	101,698	101,971	105,462	105,946	
Rioja (La)	82,346	83,791	85,967	86,032	87,904	88,881	89,284	91,634	92,61	92,985	95,341	97,505	97,908	100,032	101,696	102,083	103,973	104,911	
Ceuta	102,486	104,501	105,192
Melilla	100,942	102,343	103,295
C. Valenciana/Nacional	0,992	1,010	1,020	1,013	1,022	1,021	1,006	1,028	1,014	1,003	1,024	1,019	1,000	1,012	1,008	0,996	1,008	1,002	
C. Valenciana/Madrid	1,013	1,028	1,037	1,022	1,035	1,034	1,016	1,041	1,028	1,014	1,032	1,027	1,006	1,014	1,005	0,989	1,002	0,990	
C. Valenciana/Cataluña	1,008	1,038	1,045	1,036	1,042	1,037	1,016	1,040	1,020	1,004	1,028	1,016	0,996	1,018	1,011	0,989	1,009	1,001	
C. Valenciana/País Vasco	0,995	1,016	1,027	1,025	1,028	1,032	1,016	1,038	1,023	1,012	1,037	1,030	0,995	1,013	1,010	0,991	1,003	1,000	
C. Valenciana/Castilla-La Mancha	0,960	0,988	1,002	0,982	1,005	1,009	0,979	1,022	1,007	0,986	1,025	1,022	0,994	1,016	1,021	0,997	1,021	1,034	
C. Valenciana/Murcia	0,993	1,007	1,023	1,019	1,011	1,016	1,007	1,026	1,000	1,002	1,014	1,017	1,006	1,005	1,004	0,995	1,011	1,002	
C. Valenciana/Aragón	0,995	0,999	1,022	1,002	1,018	1,024	1,004	1,032	1,013	1,006	1,027	1,022	1,014	1,007	1,008	0,984	0,996	0,993	

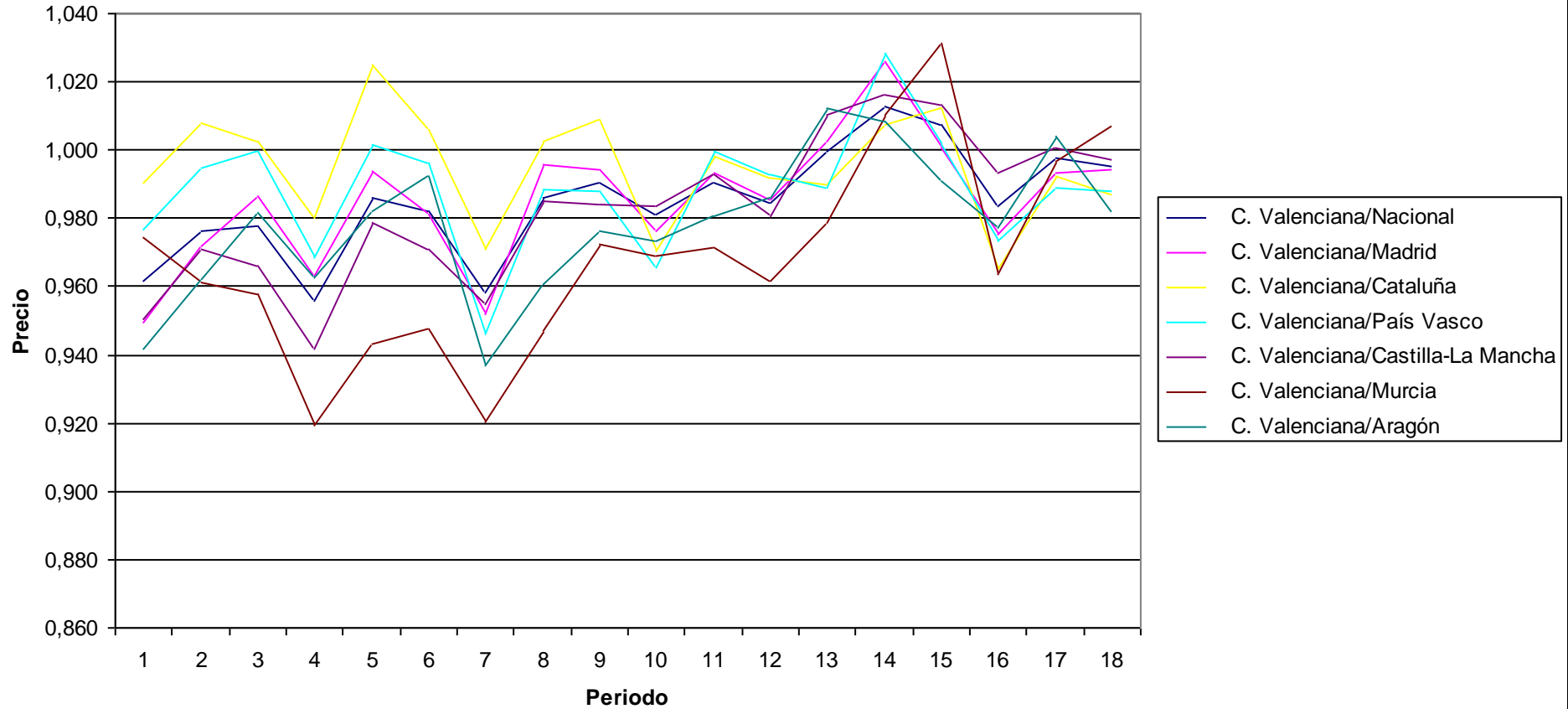
Precios: Muebles y revestimientos de suelo



PRECIOS: Textiles y accesorios para el hogar
Indices por comunidades autónomas de rúbricas
 Unidades:Base 2006=100

	Indice																	
	2002M01	2002M06	2002M12	2003M01	2003M06	2003M12	2004M01	2004M06	2004M12	2005M01	2005M06	2005M12	2006M01	2006M06	2006M12	2007M01	2007M06	2007M12
Nacional	89,938	93,531	94,38	91,031	95,323	95,927	92,158	97,263	99,385	95,716	100,566	100,925	97,48	102,266	103,267	100,641	105,349	105,71
Andalucía	90,614	95,457	96,84	92,853	97,615	98,083	92,15	97,954	100,388	94,632	101,132	101,73	96,859	102,805	103,644	100,115	105,84	106,803
Aragón	91,831	94,895	94,022	90,401	95,699	94,939	94,244	99,835	100,787	96,439	101,567	100,757	96,265	102,714	104,959	101,321	104,699	107,171
Asturias (Principado de)	97,731	98,328	98,815	97,363	98,28	99	96,045	101,706	102,96	99,131	104,882	101,859	98,804	101,419	101,719	100,015	105,337	105,206
Baleares (Illes)	93,718	96,756	98,834	96,8	99,743	98,548	94,572	100,853	102,264	99,3	103,118	103,064	95,613	102,238	103,961	101,491	103,506	102,545
Canarias	97,731	97,718	98,664	96,285	100,045	98,499	96,048	99,526	99,702	97,61	101,634	101,315	99,193	101,45	101,743	97,688	100,659	99,931
Cantabria	91,675	96,219	97,796	95,331	96,974	98,578	91,273	98,426	99,29	92,195	101,038	102,256	94,246	103,861	104,489	97,624	108,431	110,748
Castilla y León	88,628	92,66	92,753	89,213	94,42	94,695	90,597	96,354	98,533	93,952	99,078	100,163	97,833	102,469	102,633	99,956	105,327	105,496
Castilla - La Mancha	91,013	94,05	95,536	92,407	96,009	97,027	92,499	97,358	100,03	95,44	100,29	101,333	96,448	101,925	102,651	99,637	105,05	105,506
Cataluña	87,318	90,583	92,059	88,771	91,689	93,624	90,972	95,648	97,569	96,759	99,778	100,149	98,404	102,792	102,739	102,571	105,897	106,573
Comunitat Valenciana	86,493	91,315	92,285	87,02	93,987	94,189	88,315	95,901	98,411	93,892	99,586	99,349	97,429	103,562	104,009	98,992	105,094	105,189
Extremadura	92,291	93,902	95,361	95,181	98,468	97,592	94,975	97,644	100,78	97,904	101,476	101,803	97,243	101,828	103,539	100,811	105,595	103,512
Galicia	89,565	92,736	93,698	91,151	95,186	94,973	91,925	96,473	99,017	95,413	100,591	101,433	97,309	102,104	102,785	101,022	105,204	105,941
Madrid (Comunidad de)	91,069	93,974	93,547	90,333	94,569	96,022	92,782	96,295	98,998	96,185	100,256	100,818	97,161	100,937	103,956	101,493	105,814	105,802
Murcia (Región de)	88,778	95,02	96,35	94,633	99,659	99,408	95,954	101,245	101,209	96,909	102,518	103,287	99,53	102,5	100,877	102,739	105,446	104,474
Navarra (Comunidad Foral de)	90,554	95,038	96,493	92,568	95,448	96,973	92,573	98,31	99,423	93,221	100,198	100,897	95,475	102,553	101,997	97,471	104,739	103,888
País Vasco	88,563	91,777	92,34	89,859	93,844	94,548	93,364	97,031	99,629	97,217	99,638	100,078	98,529	100,73	103,829	101,727	106,289	106,466
Rioja (La)	88,562	95,603	96,033	87,716	98,611	97,873	94,166	99,99	102,703	92,013	104,35	106,784	93,285	99,465	108,5	100,609	110,091	111,718
Ceuta	98,421	103,688	104,707
Melilla	97,4	102,535	105,399
C. Valenciana/Nacional	0,962	0,976	0,978	0,956	0,986	0,982	0,958	0,986	0,990	0,981	0,990	0,984	0,999	1,013	1,007	0,984	0,998	0,995
C. Valenciana/Madrid	0,950	0,972	0,987	0,963	0,994	0,981	0,952	0,996	0,994	0,976	0,993	0,985	1,003	1,026	1,001	0,975	0,993	0,994
C. Valenciana/Cataluña	0,991	1,008	1,002	0,980	1,025	1,006	0,971	1,003	1,009	0,970	0,998	0,992	0,990	1,007	1,012	0,965	0,992	0,987
C. Valenciana/País Vasco	0,977	0,995	0,999	0,968	1,002	0,996	0,946	0,988	0,988	0,966	0,999	0,993	0,989	1,028	1,002	0,973	0,989	0,988
C. Valenciana/Castilla-La Mancha	0,950	0,971	0,966	0,942	0,979	0,971	0,955	0,985	0,984	0,984	0,993	0,980	1,010	1,016	1,013	0,994	1,000	0,997
C. Valenciana/Murcia	0,974	0,961	0,958	0,920	0,943	0,947	0,920	0,947	0,972	0,969	0,971	0,962	0,979	1,010	1,031	0,964	0,997	1,007
C. Valenciana/Aragón	0,942	0,962	0,982	0,963	0,982	0,992	0,937	0,961	0,976	0,974	0,980	0,986	1,012	1,008	0,991	0,977	1,004	0,982

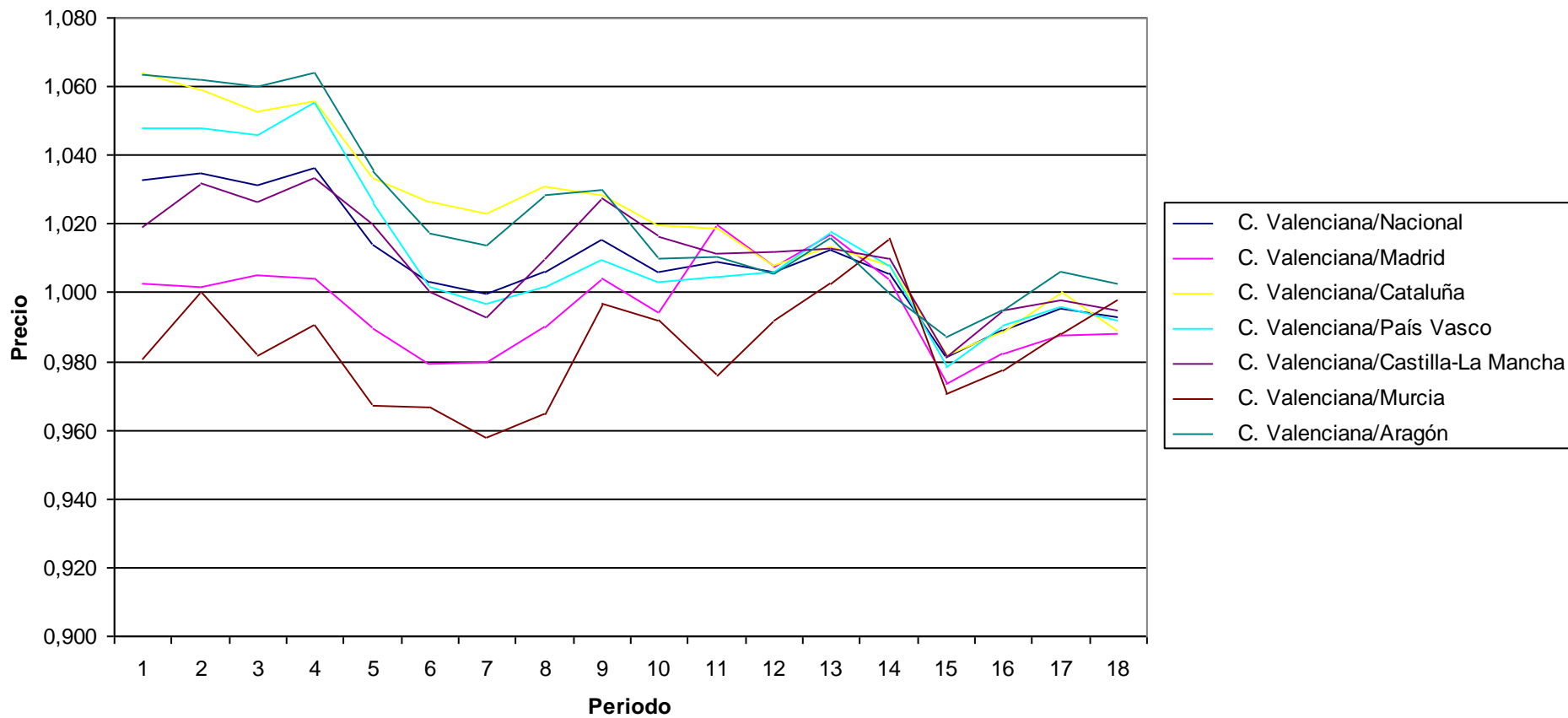
Precios: Textiles y accesorios para el hogar



PRECIOS: Electrodomesticos y reparaciones
Indices por comunidades autónomas de rúbricas
 Unidades:Base 2006=100

	Indice																	
	2002M01	2002M06	2002M12	2003M01	2003M06	2003M12	2004M01	2004M06	2004M12	2005M01	2005M06	2005M12	2006M01	2006M06	2006M12	2007M01	2007M06	2007M12
Nacional	102,579	103,046	102,72	102,523	102,171	101,122	100,767	100,604	100,824	100,451	100,291	100,01	99,969	100,597	99,604	99,704	99,926	99,321
Andalucía	103,587	103,826	103,122	103	103,432	102,012	101,784	101,583	101,137	100,724	101,172	99,621	99,762	101,112	99,395	99,653	100,288	99,422
Aragón	99,625	100,39	99,913	99,839	100,077	99,701	99,39	98,408	99,387	100,051	100,181	100,061	99,63	101,179	99,013	99,11	98,871	98,354
Asturias (Principado de)	103,707	103,583	103,692	103,878	103,986	102,793	102,313	102,008	102,457	102,26	101,926	100,904	100,351	99,814	99,946	100,37	99,939	99,072
Balears (Illes)	107,606	107,308	106,467	106,129	104,593	102,866	102,553	102,963	100,102	100,811	100,912	99,746	99,802	101,359	98,603	97,77	96,494	96,559
Canarias	100,458	100,172	100,643	95,959	97,127	97,777	96,686	98,871	99,372	98,327	99,751	100,248	99,575	100,808	100,456	99,849	99,339	96,625
Cantabria	102,174	101,398	101,846	100,914	100,212	99,571	98,991	97,772	98,099	97,529	98,326	99,173	98,543	100,291	100,915	100,726	101,258	100,916
Castilla y León	102,47	102,214	102,461	101,708	101,966	101,136	100,669	100,262	101,072	100,991	100,216	100,69	100,306	100,16	99,862	99,237	99,422	99,031
Castilla - La Mancha	103,942	103,331	103,178	102,818	101,614	101,442	101,462	100,209	99,645	99,456	100,065	99,39	99,894	100,143	99,627	99,119	99,691	99,128
Cataluña	99,585	100,697	100,613	100,636	100,244	98,842	98,49	98,191	99,514	99,115	99,341	99,785	99,883	100,337	99,579	99,757	99,433	99,777
Comunitat Valenciana	105,949	106,631	105,934	106,231	103,591	101,444	100,751	101,209	102,359	101,06	101,203	100,595	101,198	101,134	97,748	98,614	99,449	98,629
Extremadura	102,637	103,576	102,738	101,778	101,52	101,196	101,368	102,355	101,959	101,289	100,737	100,565	100,87	99,789	99,658	100,153	99,98	100,583
Galicia	97,64	98,542	98,913	98,829	99,804	99,557	99,834	100,035	99,722	100,093	99,875	99,871	99,804	100,417	100,018	99,8	100,326	99,615
Madrid (Comunidad de)	105,682	106,455	105,406	105,806	104,712	103,605	102,83	102,238	101,932	101,651	99,228	99,839	99,517	100,765	100,416	100,405	100,706	99,843
Murcia (Región de)	108,031	106,587	107,923	107,271	107,127	104,922	105,189	104,929	102,689	101,897	103,706	101,422	100,912	99,561	100,703	100,876	100,638	98,857
Navarra (Comunidad Foral de)	97,623	98,474	98,069	98,448	99,378	99,802	99,902	99,035	98,785	98,915	98,919	99,17	99,258	100,277	100,589	100,775	100,281	100,365
País Vasco	101,114	101,735	101,271	100,655	100,971	101,271	101,054	101,051	101,379	100,735	100,759	99,999	99,436	100,317	99,895	99,549	99,867	99,425
Rioja (La)	91,481	92,133	92,828	92,87	95,003	95,003	95,363	95,808	97,566	97,763	99,268	98,299	98,993	100,13	100,499	100,835	102,061	100,945
Ceuta	101,375	101,015	99,399
Melilla	101,705	103,142	101,894
C. Valenciana/Nacional	1,033	1,035	1,031	1,036	1,014	1,003	1,000	1,006	1,015	1,006	1,009	1,006	1,012	1,005	0,981	0,989	0,995	0,993
C. Valenciana/Madrid	1,003	1,002	1,005	1,004	0,989	0,979	0,980	0,990	1,004	0,994	1,020	1,008	1,017	1,004	0,973	0,982	0,988	0,988
C. Valenciana/Cataluña	1,064	1,059	1,053	1,056	1,033	1,026	1,023	1,031	1,029	1,020	1,019	1,008	1,013	1,008	0,982	0,989	1,000	0,988
C. Valenciana/País Vasco	1,048	1,048	1,046	1,055	1,026	1,002	0,997	1,002	1,010	1,003	1,004	1,006	1,018	1,008	0,979	0,991	0,996	0,992
C. Valenciana/Castilla-La Mancha	1,019	1,032	1,027	1,033	1,019	1,000	0,993	1,010	1,027	1,016	1,011	1,012	1,013	1,010	0,981	0,995	0,998	0,995
C. Valenciana/Murcia	0,981	1,000	0,982	0,990	0,967	0,967	0,958	0,965	0,997	0,992	0,976	0,992	1,003	1,016	0,971	0,978	0,988	0,998
C. Valenciana/Aragón	1,063	1,062	1,060	1,064	1,035	1,017	1,014	1,028	1,030	1,010	1,010	1,005	1,016	1,000	0,987	0,995	1,006	1,003

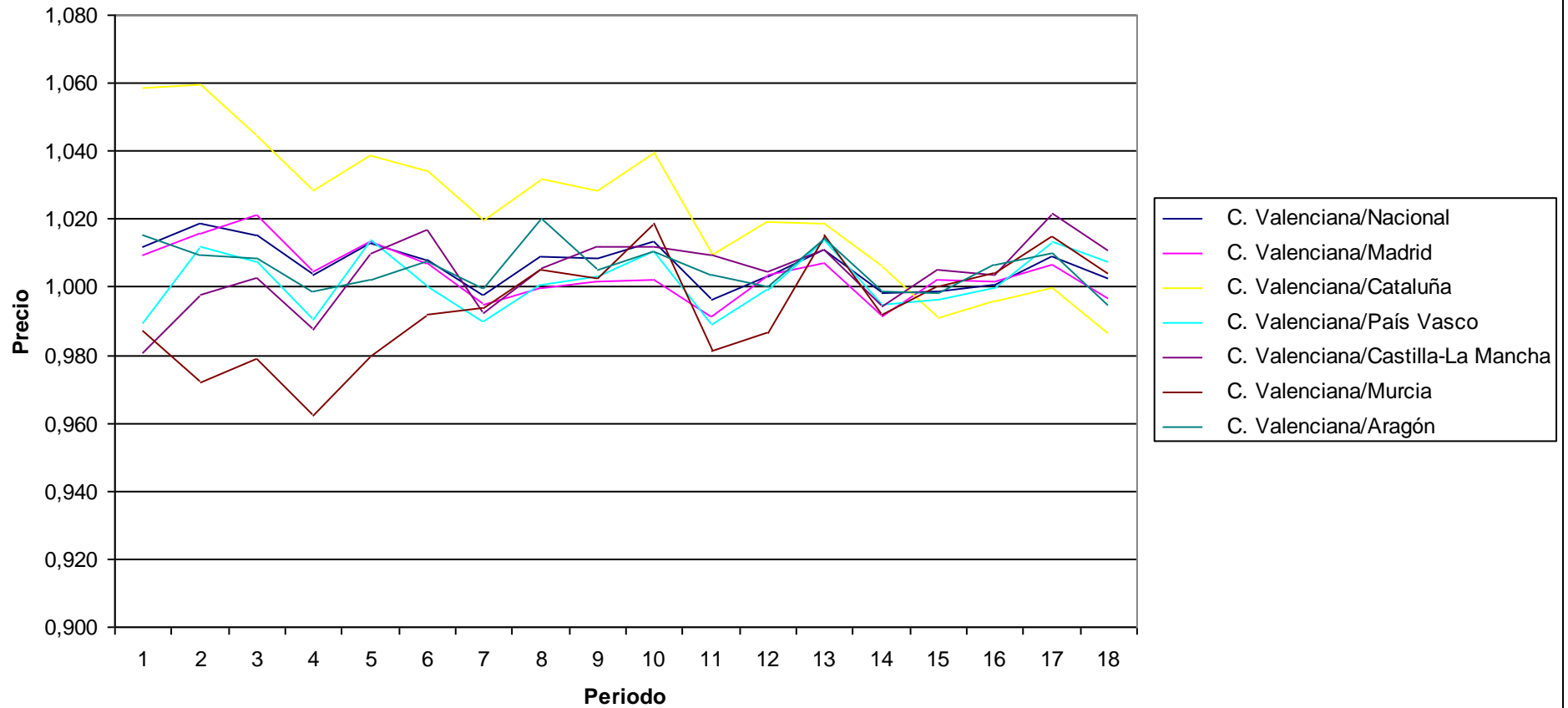
Precios: Electrodomesticos y reparaciones



PRECIOS: Utensilios y herramientas para el hogar
Indices por comunidades autónomas de rúbricas
 Unidades:Base 2006=100

	Indice																	
	2002M01	2002M06	2002M12	2003M01	2003M06	2003M12	2004M01	2004M06	2004M12	2005M01	2005M06	2005M12	2006M01	2006M06	2006M12	2007M01	2007M06	2007M12
Nacional	90,421	91,93	92,682	92,305	94,121	94,713	94,514	95,716	96,566	96,095	97,905	98,521	98,55	100,264	101,384	101,125	103,824	105,056
Andalucía	91,853	93,75	94,167	93,651	95,848	96,317	96,177	96,82	97,681	97,092	98,482	98,756	98,065	100,202	101,704	101,248	103,744	104,895
Aragón	90,088	92,779	93,325	92,733	95,133	94,74	94,309	94,657	96,92	96,361	97,208	98,822	98,251	100,263	101,454	100,526	103,72	105,912
Asturias (Principado de)	91,825	92,307	93,927	94,317	96,865	95,995	96,543	96,606	96,707	97,21	98,292	98,765	98,976	100,333	100,597	101,738	103,637	105,588
Balears (Illes)	93,819	96,253	94,618	95,176	94,912	98,146	96,694	98,531	96,694	96,817	97,736	99,478	98,888	100,237	100,967	101,291	105,028	104,684
Canarias	92,323	92,972	93,579	92,217	93,695	94,921	94,156	96,847	97,514	96,36	98,16	98,787	98,776	101,05	102,292	101,295	102,687	102,705
Cantabria	88,592	88,458	87,987	88,836	89,263	91,918	92,268	92,95	95,145	94,581	97,369	98,903	98,655	99,898	101,47	102,742	103,024	104,333
Castilla y León	90,468	91,487	92,16	91,979	93,356	94,026	94,524	95,313	96,457	96,817	98,278	98,474	99,002	99,516	101,466	101,49	103,217	104,386
Castilla - La Mancha	93,281	93,863	93,841	93,768	94,37	93,883	95,022	96,045	96,237	96,219	96,648	98,383	98,575	100,668	100,754	100,797	102,532	104,167
Cataluña	86,437	88,366	90,084	90,06	91,783	92,291	92,473	93,592	94,727	93,669	96,64	96,971	97,789	99,522	102,193	101,608	104,76	106,813
Comunitat Valenciana	91,487	93,639	94,104	92,622	95,331	95,451	94,286	96,577	97,401	97,359	97,539	98,842	99,64	100,114	101,254	101,172	104,745	105,32
Extremadura	91,813	93,135	94,595	94,078	96,581	96,16	96,116	98,03	98,046	98,109	99,503	98,606	98,277	100,763	100,987	99,596	102,416	101,507
Galicia	89,41	90,11	91,666	90,498	93,182	94,435	93,561	94,31	95,21	94,434	97,952	99,398	98,899	100,771	100,028	100,077	103,17	103,816
Madrid (Comunidad de)	90,64	92,2	92,169	92,196	94,084	94,804	94,781	96,591	97,215	97,17	98,366	98,507	98,958	100,981	101,046	101,019	104,058	105,636
Murcia (Región de)	92,688	96,313	96,14	96,257	97,28	96,215	94,855	96,107	97,132	95,581	99,407	100,187	98,132	100,914	101,223	100,755	103,218	104,865
Navarra (Comunidad Foral de)	91,001	92,914	93,011	93,36	93,832	95,232	95,729	96,609	97,846	97,992	98,593	98,391	98,388	99,648	101,113	100,744	102,385	104,837
País Vasco	92,466	92,518	93,395	93,49	94,048	95,447	95,257	96,508	97,12	96,353	98,63	98,899	98,288	100,628	101,629	101,175	103,387	104,522
Rioja (La)	88,962	90,001	91,824	91,311	91,274	93,879	93,852	94,969	95,582	95,298	96,744	99,169	99,107	98,963	102,036	102,368	105,696	107,062
Ceuta	98,827	101,296	102,444
Melilla	100,765	101,236	103,529
C. Valenciana/Nacional	1,012	1,019	1,015	1,003	1,013	1,008	0,998	1,009	1,009	1,013	0,996	1,003	1,011	0,999	0,999	1,000	1,009	1,003
C. Valenciana/Madrid	1,009	1,016	1,021	1,005	1,013	1,007	0,995	1,000	1,002	1,002	0,992	1,003	1,007	0,991	1,002	1,002	1,007	0,997
C. Valenciana/Cataluña	1,058	1,060	1,045	1,028	1,039	1,034	1,020	1,032	1,028	1,039	1,009	1,019	1,019	1,006	0,991	0,996	1,000	0,986
C. Valenciana/País Vasco	0,989	1,012	1,008	0,991	1,014	1,000	0,990	1,001	1,003	1,010	0,989	0,999	1,014	0,995	0,996	1,000	1,013	1,008
C. Valenciana/Castilla-La Mancha	0,981	0,998	1,003	0,988	1,010	1,017	0,992	1,006	1,012	1,012	1,009	1,005	1,011	0,994	1,005	1,004	1,022	1,011
C. Valenciana/Murcia	0,987	0,972	0,979	0,962	0,980	0,992	0,994	1,005	1,003	1,019	0,981	0,987	1,015	0,992	1,000	1,004	1,015	1,004
C. Valenciana/Aragón	1,016	1,009	1,008	0,999	1,002	1,008	1,000	1,020	1,005	1,010	1,003	1,000	1,014	0,999	0,998	1,006	1,010	0,994

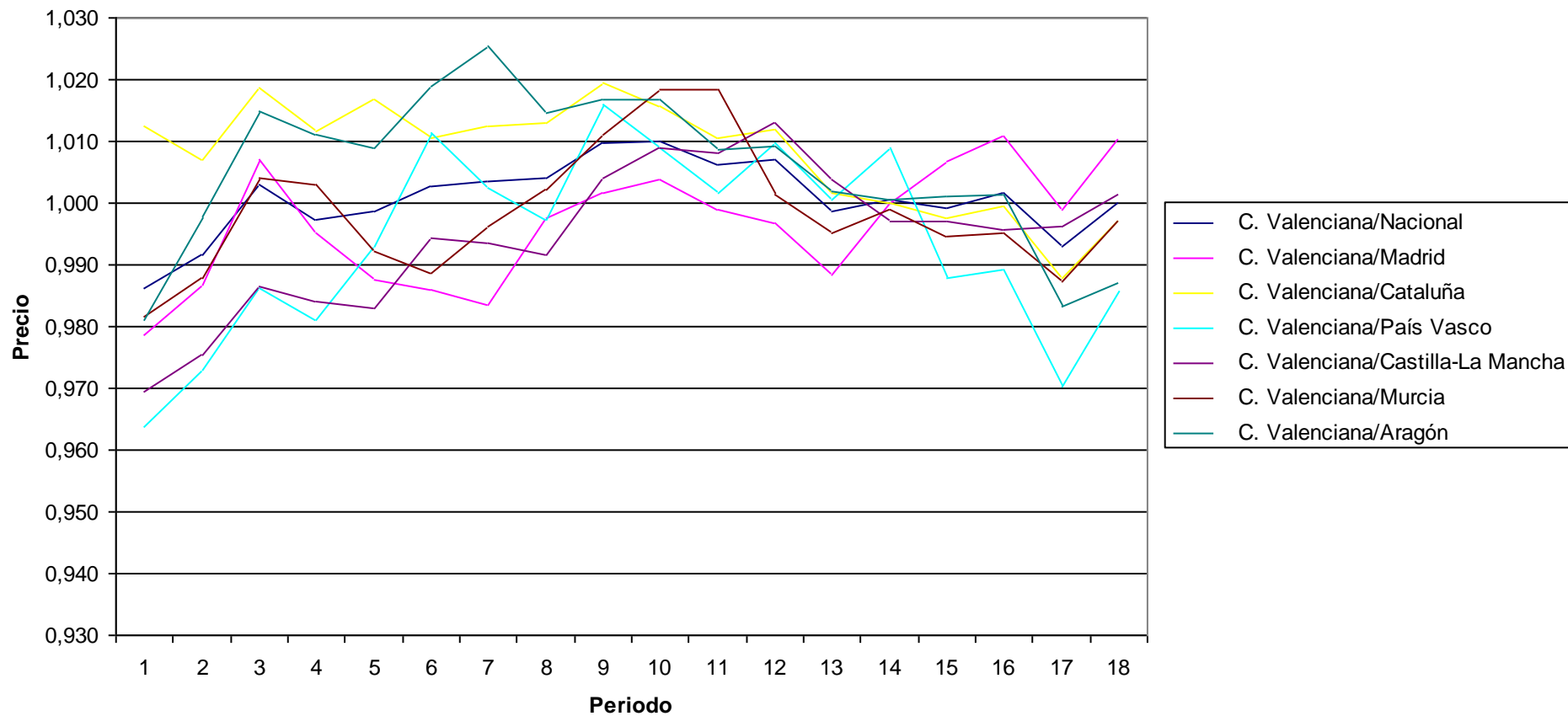
Precios: Utensilios y herramientas para el hogar



PRECIOS: Artículos no duraderos para el hogar
Índices por comunidades autónomas de rúbricas
 Unidades: Base 2006=100

	Índice																		
	2002M01	2002M06	2002M12	2003M01	2003M06	2003M12	2004M01	2004M06	2004M12	2005M01	2005M06	2005M12	2006M01	2006M06	2006M12	2007M01	2007M06	2007M12	
Nacional	96,057	97,057	97,694	97,692	98,347	98,487	98,634	98,258	97,648	97,952	98,516	98,598	98,871	100,15	100,583	100,681	101,671	102,259	
Andalucía	97,065	97,771	98,312	98,423	98,638	98,618	98,612	98,103	97,498	98,143	98,684	98,624	98,721	99,932	100,364	100,454	101,065	102,044	
Aragón	96,563	96,443	96,54	96,36	97,365	96,925	96,538	97,221	96,973	97,31	98,268	98,401	98,552	100,136	100,392	100,701	102,675	103,651	
Asturias (Principado de)	97,985	96,88	98,296	98,598	99,608	98,861	99,672	98,905	97,144	97,405	98,184	98,99	99,331	100,063	100,642	100,114	101,478	102,665	
Baleares (Illes)	97,357	96,906	97,333	97,482	97,695	96,704	96,512	97,697	97,004	97,363	99,725	98,706	98,921	100,084	100,493	101,07	102,529	103,492	
Canarias	96,849	97,57	98,49	98,89	99,475	99,261	100,108	99,071	98,919	98,622	98,168	97,296	98,876	100,132	101,145	101,565	102,234	103,136	
Cantabria	99,371	99,944	100,008	98,596	100,533	98,515	98,4	98,227	97,888	97,795	99,769	99,508	99,009	100,865	100,268	99,596	100,829	103,163	
Castilla y León	97,348	97,969	98,665	98,583	99,776	99,423	99,275	99,174	98,058	97,854	98,315	98,887	98,62	100,668	100,189	100,017	101,839	101,346	
Castilla - La Mancha	97,717	98,666	99,341	98,996	99,91	99,314	99,629	99,476	98,219	98,072	98,321	98,028	98,37	100,505	100,795	101,268	101,344	102,174	
Cataluña	93,561	95,578	96,199	96,293	96,604	97,714	97,761	97,385	96,717	97,424	98,102	98,143	98,567	100,181	100,748	100,887	102,187	102,588	
Comunitat Valenciana	94,724	96,244	97,987	97,423	98,221	98,752	98,983	98,645	98,611	98,939	99,124	99,298	98,737	100,194	100,505	100,84	100,956	102,299	
Extremadura	93,142	94,251	96,218	96,034	97,267	95,799	96,831	97,771	97,116	97,841	98,729	98,682	99,773	99,809	100,572	100,387	101,382	100,774	
Galicia	95,01	96,528	96,877	96,919	97,312	98,036	97,552	97,303	97,634	97,276	97,705	98,375	98,724	100,408	100,701	100,313	100,841	101,557	
Madrid (Comunidad de)	96,8	97,523	97,31	97,894	99,459	100,17	100,64	98,883	98,45	98,558	99,229	99,615	99,901	100,193	99,835	99,763	101,078	101,233	
Murcia (Región de)	96,486	97,416	97,58	97,133	98,989	99,878	99,366	98,43	97,519	97,15	97,325	99,177	99,233	100,315	101,044	101,335	102,261	102,581	
Navarra (Comunidad Foral de)	99,506	100,435	100,82	100,246	100,65	100,735	100,28	100,818	100,68	99,973	99,117	98,263	100,306	100,654	100,401	100,859	101,556	101,317	
País Vasco	98,278	98,927	99,367	99,298	98,928	97,647	98,752	98,91	97,059	98,062	98,973	98,34	98,686	99,316	101,732	101,943	104,046	103,749	
Rioja (La)	90,253	91,187	92,427	93,075	93,881	94,361	94,771	94,605	95,499	95,377	97,5	97,008	98,834	99,339	101,746	101,434	103,306	103,316	
Ceuta	100,998	100,474	100,708
Melilla	100,085	98,063	98,308
C. Valenciana/Nacional	0,986	0,992	1,003	0,997	0,999	1,003	1,004	1,004	1,010	1,010	1,006	1,007	0,999	1,000	0,999	1,002	0,993	1,000	
C. Valenciana/Madrid	0,979	0,987	1,007	0,995	0,988	0,986	0,984	0,998	1,002	1,004	0,999	0,997	0,988	1,000	1,007	1,011	0,999	1,011	
C. Valenciana/Cataluña	1,012	1,007	1,019	1,012	1,017	1,011	1,012	1,013	1,020	1,016	1,010	1,012	1,002	1,000	0,998	1,000	0,988	0,997	
C. Valenciana/País Vasco	0,964	0,973	0,986	0,981	0,993	1,011	1,002	0,997	1,016	1,009	1,002	1,010	1,001	1,009	0,988	0,989	0,970	0,986	
C. Valenciana/Castilla-La Mancha	0,969	0,975	0,986	0,984	0,983	0,994	0,994	0,992	1,004	1,009	1,008	1,013	1,004	0,997	0,997	0,996	0,996	1,001	
C. Valenciana/Murcia	0,982	0,988	1,004	1,003	0,992	0,989	0,996	1,002	1,011	1,018	1,018	1,001	0,995	0,999	0,995	0,995	0,987	0,997	
C. Valenciana/Aragón	0,981	0,998	1,015	1,011	1,009	1,019	1,025	1,015	1,017	1,017	1,009	1,009	1,002	1,001	1,001	1,001	0,983	0,987	

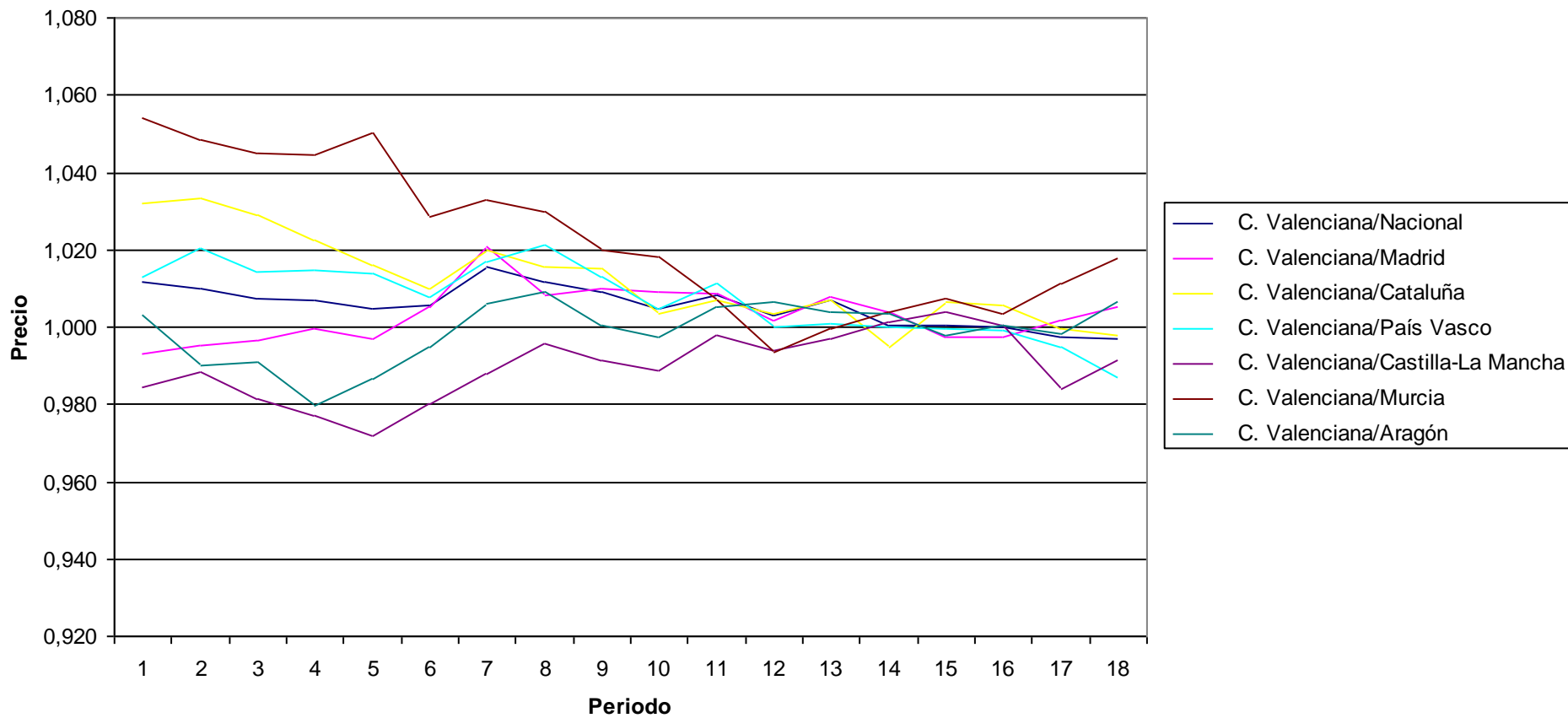
Precios: Artículos no duraderos para el hogar



PRECIOS: Servicios para el hogar
Indices por comunidades autónomas de rúbricas
 Unidades:Base 2006=100

	Indice																	
	2002M01	2002M06	2002M12	2003M01	2003M06	2003M12	2004M01	2004M06	2004M12	2005M01	2005M06	2005M12	2006M01	2006M06	2006M12	2007M01	2007M06	2007M12
Nacional	82,097	83,73	84,439	86,053	88,013	88,817	90,467	91,748	92,57	93,907	95,922	96,782	97,806	100,097	101,306	102,54	104,077	105,241
Andalucía	81,79	83,37	84,401	85,928	88,163	88,79	90,148	91,806	93,008	94,258	96,053	96,81	97,597	99,971	101,698	103,218	105,545	107,381
Aragón	82,797	85,444	85,834	88,447	89,631	89,784	91,297	91,99	93,385	94,565	96,234	96,458	98,129	99,793	101,601	102,517	104,011	104,258
Asturias (Principado de)	78,455	79,518	80,175	82,323	84,381	85,549	87,019	87,651	89,111	90,329	93,075	95,225	96,047	100,478	100,908	101,806	102,686	102,77
Balears (Illes)	80,866	85,228	86,373	87,367	88,441	89,132	90,206	91,201	91,4	92,123	92,955	95,381	96,382	99,239	102,654	104,46	105,288	106,96
Canarias	85,744	88,592	88,671	90,139	92,456	92,118	96,564	96,418	97,844	99,332	98,783	99,415	98,453	99,76	101,281	102,407	103,868	105,931
Cantabria	84,502	87,674	88,518	89,737	90,616	90,774	93,098	94,763	94,896	95,759	97,733	97,625	98,631	100,338	100,502	101,143	104,046	105,036
Castilla y León	83,446	85,352	85,803	87,072	88,478	89,407	90,869	92,011	92,586	94,265	96,076	96,221	97,731	100,149	101,297	102,377	104,376	105,038
Castilla - La Mancha	84,343	85,592	86,687	88,678	90,989	91,098	92,971	93,244	94,207	95,415	96,949	97,648	98,794	99,968	100,978	102,534	105,503	105,865
Cataluña	80,474	81,848	82,682	84,748	87,064	88,417	90,083	91,401	92,007	94,005	96,069	96,76	97,822	100,662	100,697	101,974	103,862	105,157
Comunitat Valenciana	83,043	84,579	85,063	86,648	88,439	89,303	91,857	92,821	93,412	94,334	96,723	97,076	98,491	100,119	101,367	102,558	103,828	104,93
Extremadura	82,426	84,9	85,968	87,501	89,381	90,964	92,277	92,841	92,841	94,057	94,862	96,48	97,416	99,862	101,527	102,299	103,915	106,436
Galicia	79,781	82,294	83,538	84,615	86,108	86,937	88,018	89,625	91,17	92,391	94,738	95,631	96,781	100,379	101,309	102,277	103,533	104,4
Madrid (Comunidad de)	83,63	84,967	85,343	86,696	88,725	88,835	90,003	92,053	92,489	93,489	95,909	96,901	97,72	99,726	101,636	102,811	103,64	104,403
Murcia (Región de)	78,779	80,66	81,401	82,95	84,199	86,828	88,938	90,116	91,571	92,67	96,064	97,718	98,513	99,723	100,628	102,197	102,677	103,096
Navarra (Comunidad Foral de)	82,321	83,171	83,171	84,996	88,079	88,838	90,391	90,849	92,145	93,239	94,773	95,576	97,388	100,412	100,553	101,493	103,766	105,103
País Vasco	81,993	82,897	83,871	85,376	87,249	88,621	90,319	90,876	92,202	93,874	95,634	97,057	98,401	100,131	101,396	102,63	104,374	106,326
Rioja (La)	80,555	81,649	84,095	86,126	87,36	89,115	90,905	92,077	92,677	93,752	95,503	97,426	98,275	99,266	102,123	103,02	104,384	105,512
Ceuta	100,588	102,612	102,611
Melilla	100,816	101,131	102,677
C. Valenciana/Nacional	1,012	1,010	1,007	1,007	1,005	1,005	1,015	1,012	1,009	1,005	1,008	1,003	1,007	1,000	1,001	1,000	0,998	0,997
C. Valenciana/Madrid	0,993	0,995	0,997	0,999	0,997	1,005	1,021	1,008	1,010	1,009	1,008	1,002	1,008	1,004	0,997	0,998	1,002	1,005
C. Valenciana/Cataluña	1,032	1,033	1,029	1,022	1,016	1,010	1,020	1,016	1,015	1,003	1,007	1,003	1,007	0,995	1,007	1,006	1,000	0,998
C. Valenciana/País Vasco	1,013	1,020	1,014	1,015	1,014	1,008	1,017	1,021	1,013	1,005	1,011	1,000	1,001	1,000	1,000	0,999	0,995	0,987
C. Valenciana/Castilla-La Mancha	0,985	0,988	0,981	0,977	0,972	0,980	0,988	0,995	0,992	0,989	0,998	0,994	0,997	1,002	1,004	1,000	0,984	0,991
C. Valenciana/Murcia	1,054	1,049	1,045	1,045	1,050	1,029	1,033	1,030	1,020	1,018	1,007	0,993	1,000	1,004	1,007	1,004	1,011	1,018
C. Valenciana/Aragón	1,003	0,990	0,991	0,980	0,987	0,995	1,006	1,009	1,000	0,998	1,005	1,006	1,004	1,003	0,998	1,000	0,998	1,006

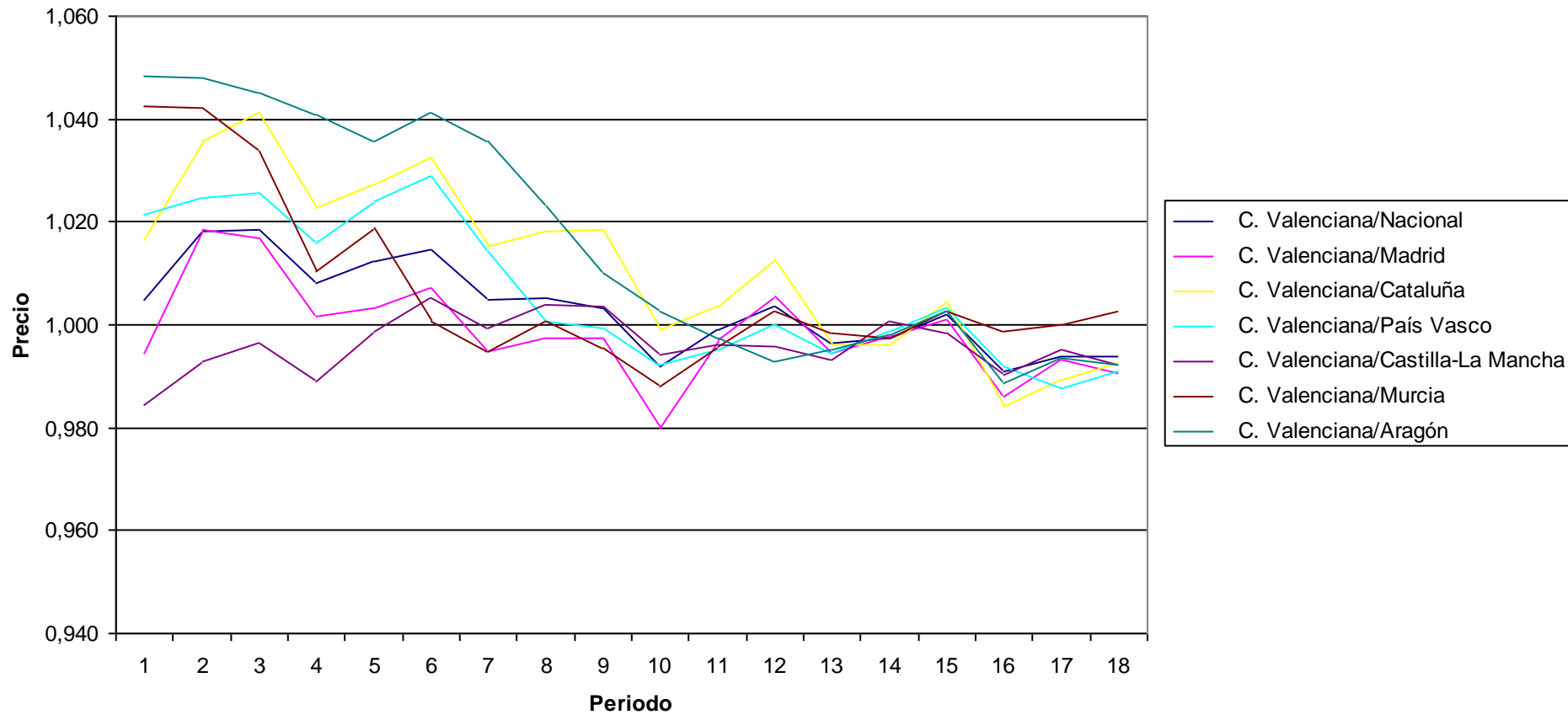
Precios: Servicios para el hogar



PRECIOS: Servicios médicos y similares
Indices por comunidades autónomas de rúbricas
 Unidades: Base 2006=100

	Indice																	
	2002M01	2002M06	2002M12	2003M01	2003M06	2003M12	2004M01	2004M06	2004M12	2005M01	2005M06	2005M12	2006M01	2006M06	2006M12	2007M01	2007M06	2007M12
Nacional	84,574	86,188	86,715	88,588	89,553	89,924	91,596	92,374	92,83	95,038	96,177	96,59	98,852	100,083	100,599	103,107	104,246	104,873
Andalucía	84,937	86,47	87,368	88,73	89,693	90,244	91,625	92,354	93,193	94,934	96,285	96,768	98,721	100,114	100,589	102,686	103,912	104,894
Aragón	81,058	83,739	84,497	85,812	87,536	87,641	88,87	90,746	92,216	94,028	96,312	97,632	98,972	100,038	100,55	103,351	104,301	105,027
Asturias (Principado de)	86,978	88,338	88,419	89,424	90,095	90,308	91,674	92,994	93,031	94,481	96,878	97,401	99,068	100,048	100,603	101,63	103,145	104,514
Baleares (Illes)	84,256	84,585	86,078	88,453	88,912	89,533	91,572	91,965	92,738	95,27	96,146	96,635	99,366	99,878	100,48	104,041	104,426	104,81
Canarias	84,799	86,033	87,417	88,797	89,631	90,49	91,375	93,079	94,194	95,64	96,481	97,386	98,922	99,981	100,724	102,064	103,053	103,64
Cantabria	87,581	88,891	89,401	90,44	92,057	92,266	93,235	93,643	94,474	96,113	97,038	97,14	98,545	100,304	100,464	103,107	104,17	104,752
Castilla y León	86,393	88,481	89,071	90,275	91,049	91,261	92,188	92,923	93,341	94,916	96,543	97,747	99,135	100,045	100,648	103,041	105,329	106,063
Castilla - La Mancha	86,302	88,404	88,637	90,305	90,754	90,785	92,123	92,471	92,817	94,821	96,461	97,353	99,159	99,754	100,967	103,154	104,131	105,028
Cataluña	83,578	84,729	84,818	87,313	88,241	88,39	90,666	91,178	91,465	94,355	95,73	95,739	98,886	100,221	100,343	103,8	104,737	105,007
Comunitat Valenciana	84,972	87,764	88,314	89,307	90,646	91,244	92,054	92,84	93,146	94,271	96,072	96,948	98,493	99,829	100,805	102,162	103,609	104,216
Extremadura	84,826	87,227	88,068	89,645	90,279	91,006	92,438	93,405	93,717	95,515	96,606	97,33	99,219	100,096	100,549	102,421	102,983	103,366
Galicia	86,199	89,907	90,375	91,099	91,59	92,56	93,087	94,196	94,789	96,156	96,121	97,433	98,161	100,077	101,232	102,27	103,749	104,312
Madrid (Comunidad de)	85,456	86,166	86,838	89,165	90,343	90,585	92,549	93,087	93,376	96,199	96,346	96,414	99,032	100,057	100,693	103,615	104,33	105,192
Murcia (Región de)	81,513	84,207	85,431	88,397	88,976	91,184	92,536	92,784	93,564	95,414	96,474	96,704	98,643	100,08	100,528	102,291	103,616	103,948
Navarra (Comunidad Foral de)	82,708	84,637	85,75	87,322	89,296	90,499	92,059	92,962	93,445	94,833	96,261	96,685	97,942	100,386	100,913	102,328	104,811	106,166
País Vasco	83,197	85,661	86,121	87,92	88,522	88,696	90,761	92,785	93,213	95,009	96,533	96,944	99,032	99,966	100,483	102,981	104,892	105,175
Rioja (La)	83,583	86,521	86,85	88,709	90,458	90,518	91,613	92,935	92,935	94,325	95,927	96,26	97,831	100,418	100,469	101,409	103,539	103,875
Ceuta	103,243	103,95	103,95
Melilla	102,155	103,608	105,31
C. Valenciana/Nacional	1,005	1,018	1,018	1,008	1,012	1,015	1,005	1,005	1,003	0,992	0,999	1,004	0,996	0,997	1,002	0,991	0,994	0,994
C. Valenciana/Madrid	0,994	1,019	1,017	1,002	1,003	1,007	0,995	0,997	0,998	0,980	0,997	1,006	0,995	0,998	1,001	0,986	0,993	0,991
C. Valenciana/Cataluña	1,017	1,036	1,041	1,023	1,027	1,032	1,015	1,018	1,018	0,999	1,004	1,013	0,996	0,996	1,005	0,984	0,989	0,992
C. Valenciana/País Vasco	1,021	1,025	1,025	1,016	1,024	1,029	1,014	1,001	0,999	0,992	0,995	1,000	0,995	0,999	1,003	0,992	0,988	0,991
C. Valenciana/Castilla-La Mancha	0,985	0,993	0,996	0,989	0,999	1,005	0,999	1,004	1,004	0,994	0,996	0,996	0,993	1,001	0,998	0,990	0,995	0,992
C. Valenciana/Murcia	1,042	1,042	1,034	1,010	1,019	1,001	0,995	1,001	0,996	0,988	0,996	1,003	0,998	0,997	1,003	0,999	1,000	1,003
C. Valenciana/Aragón	1,048	1,048	1,045	1,041	1,036	1,041	1,036	1,023	1,010	1,003	0,998	0,993	0,995	0,998	1,003	0,988	0,993	0,992

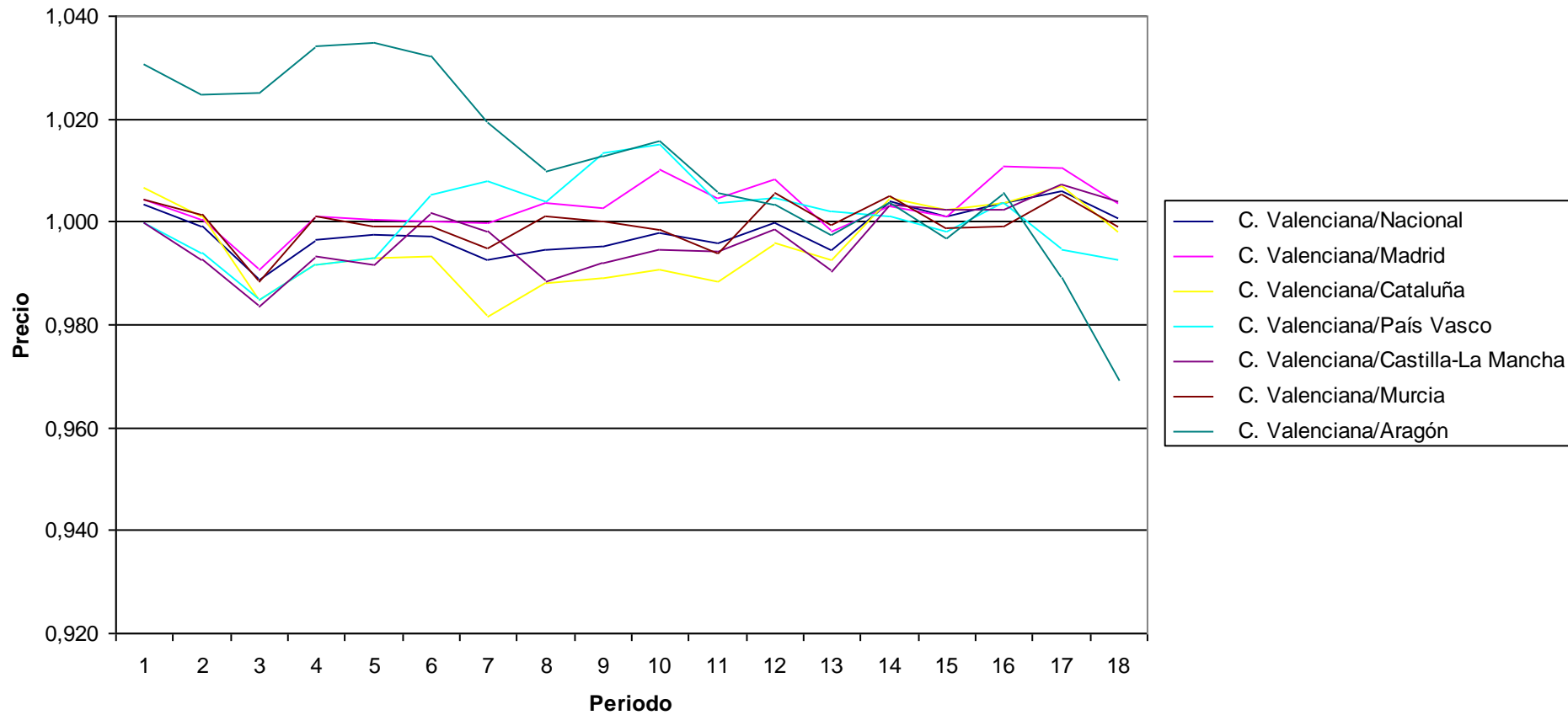
Precios: Servicios médicos y similares



PRECIOS: Medicamentos y material terapéutico
Indices por comunidades autónomas de rúbricas
 Unidades:Base 2006=100

	Indice																		
	2002M01	2002M06	2002M12	2003M01	2003M06	2003M12	2004M01	2004M06	2004M12	2005M01	2005M06	2005M12	2006M01	2006M06	2006M12	2007M01	2007M06	2007M12	
Nacional	101,692	101,853	102,347	102,475	103,335	103,58	103,606	101,4	101,712	101,634	100,329	100,22	100,124	99,921	100,286	100,099	93,271	93,631	
Andalucía	102,921	103,007	103,674	103,703	104,647	104,895	104,839	102,377	102,669	102,509	100,755	100,159	100,129	99,833	100,42	100,339	92,611	92,921	
Aragón	98,996	99,311	98,712	98,748	99,595	100,051	100,885	99,871	99,968	99,854	99,363	99,863	99,839	99,938	100,693	99,907	94,877	96,717	
Asturias (Principado de)	104,017	103,685	104,456	104,507	105,445	106,11	106,11	102,867	104,087	103,762	102,021	101,633	100,855	99,615	99,666	99,042	92,968	93,004	
Balears (Illes)	100,825	100,633	101,445	101,47	102,202	102,86	102,86	101,226	101,535	101,608	100,092	100,236	100,236	100,065	100,388	100,306	93,148	93,357	
Canarias	103,7	103,685	104,067	104,067	104,853	105,02	105,044	102,225	102,797	102,797	100,712	100,774	100,81	99,699	100,206	100,188	92,181	92,178	
Cantabria	103,97	104,383	105,016	105,238	105,128	105,826	105,826	102,284	102,579	102,579	101,979	101,327	101,327	100,135	99,156	99,069	90,739	91,378	
Castilla y León	98,59	99,624	100,006	99,623	100,223	101,63	101,666	100,407	100,66	101,065	99,883	100,618	100,392	99,405	100,754	100,733	94,963	95,542	
Castilla - La Mancha	102,054	102,513	102,878	102,804	103,933	103,102	103,021	102,026	102,055	101,966	100,49	100,357	100,537	99,983	100,141	100,224	93,169	93,354	
Cataluña	101,383	101,664	102,759	102,976	103,784	103,996	104,753	102,08	102,366	102,372	101,07	100,603	100,312	99,837	100,144	100,112	93,19	93,915	
Comunitat Valenciana	102,036	101,769	101,193	102,111	103,069	103,286	102,838	100,86	101,238	101,412	99,91	100,195	99,579	100,305	100,391	100,474	93,83	93,714	
Extremadura	102,288	102,032	102,364	102,467	103,457	103,648	103,681	101,039	101,626	101,626	100,542	100,486	100,486	99,798	100,269	100,579	93,982	94,302	
Galicia	100,452	100,607	101,205	101,423	101,811	102,697	102,838	101,206	101,598	101,626	99,727	100,379	100,523	99,947	100,028	100,117	93,807	93,684	
Madrid (Comunidad de)	101,594	101,727	102,129	102,008	103,013	103,274	102,856	100,499	100,974	100,383	99,449	99,37	99,766	100,014	100,293	99,415	92,849	93,366	
Murcia (Región de)	101,582	101,62	102,393	102,003	103,153	103,36	103,36	100,763	101,238	101,551	100,503	99,631	99,631	99,824	100,519	100,559	93,328	93,809	
Navarra (Comunidad Foral de)	97,738	98,509	98,986	99,149	100,329	100,531	100,531	99,339	99,378	99,378	99,675	99,748	99,967	100,019	99,993	100,124	95,089	95,39	
País Vasco	102,074	102,404	102,75	102,974	103,79	102,754	102,018	100,469	99,91	99,908	99,529	99,743	99,383	100,198	100,568	100,098	94,326	94,411	
Rioja (La)	101,361	101,15	102,275	102,33	103,04	103,414	103,297	101,697	102,032	102,163	100,671	100,721	100,721	99,504	100,382	100,186	94,408	95,088	
Ceuta	99,976	91,259	91,381
Melilla	100,15	91,383	91,794
C. Valenciana/Nacional	1,003	0,999	0,989	0,996	0,997	0,997	0,993	0,995	0,995	0,998	0,996	1,000	0,995	1,004	1,001	1,004	1,006	1,001	
C. Valenciana/Madrid	1,004	1,000	0,991	1,001	1,001	1,000	1,000	1,004	1,003	1,010	1,005	1,008	0,998	1,003	1,001	1,011	1,011	1,004	
C. Valenciana/Cataluña	1,006	1,001	0,985	0,992	0,993	0,993	0,982	0,988	0,989	0,991	0,989	0,996	0,993	1,005	1,002	1,004	1,007	0,998	
C. Valenciana/País Vasco	1,000	0,994	0,985	0,992	0,993	1,005	1,008	1,004	1,013	1,015	1,004	1,005	1,002	1,001	0,998	1,004	0,995	0,993	
C. Valenciana/Castilla-La Mancha	1,000	0,993	0,984	0,993	0,992	1,002	0,998	0,989	0,992	0,995	0,994	0,998	0,990	1,003	1,002	1,002	1,007	1,004	
C. Valenciana/Murcia	1,004	1,001	0,988	1,001	0,999	0,999	0,995	1,001	1,000	0,999	0,994	1,006	0,999	1,005	0,999	0,999	1,005	0,999	
C. Valenciana/Aragón	1,031	1,025	1,025	1,034	1,035	1,032	1,019	1,010	1,013	1,016	1,006	1,003	0,997	1,004	0,997	1,006	0,989	0,969	

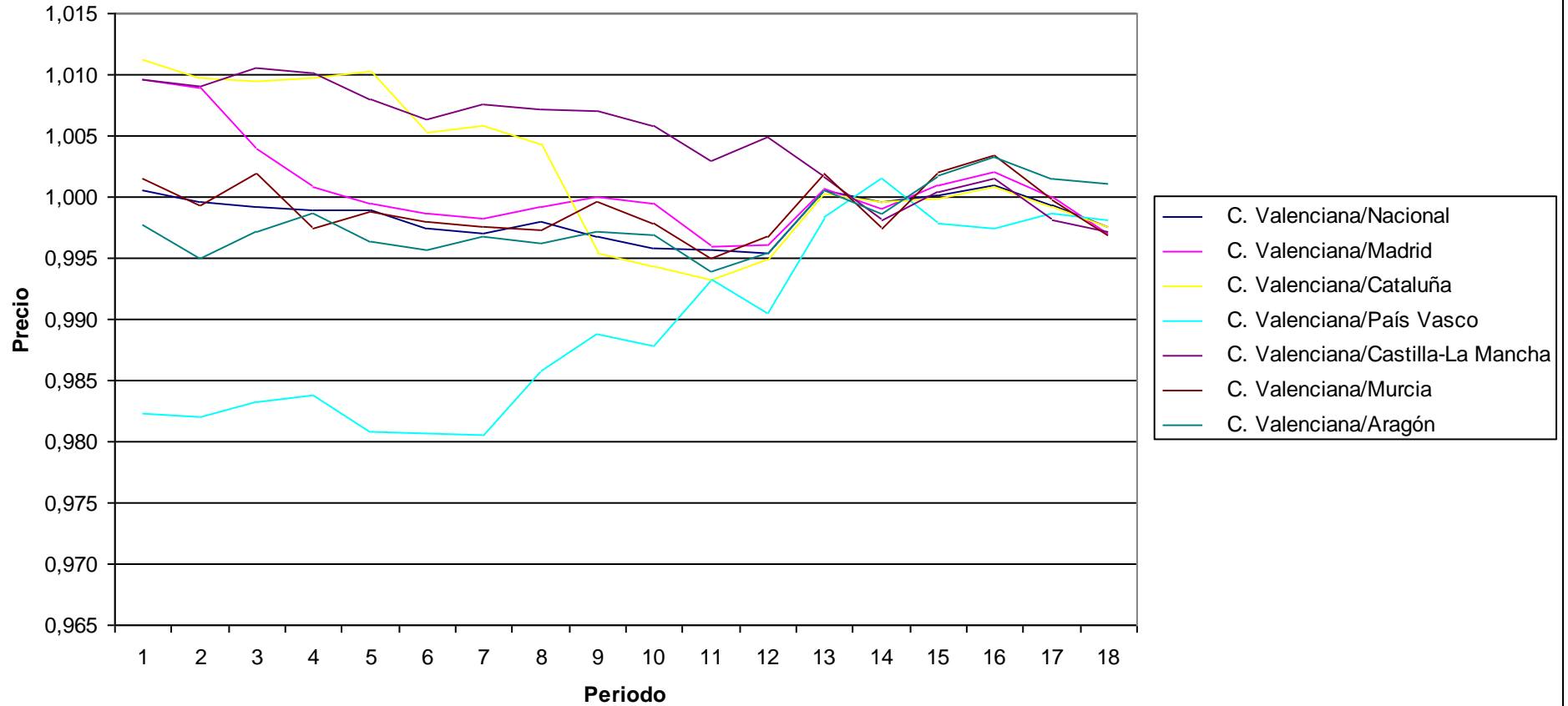
Precios: Medicamentos y material terapéutico



PRECIOS: Transporte personal
Indices por comunidades autónomas de rúbricas
 Unidades: Base 2006=100

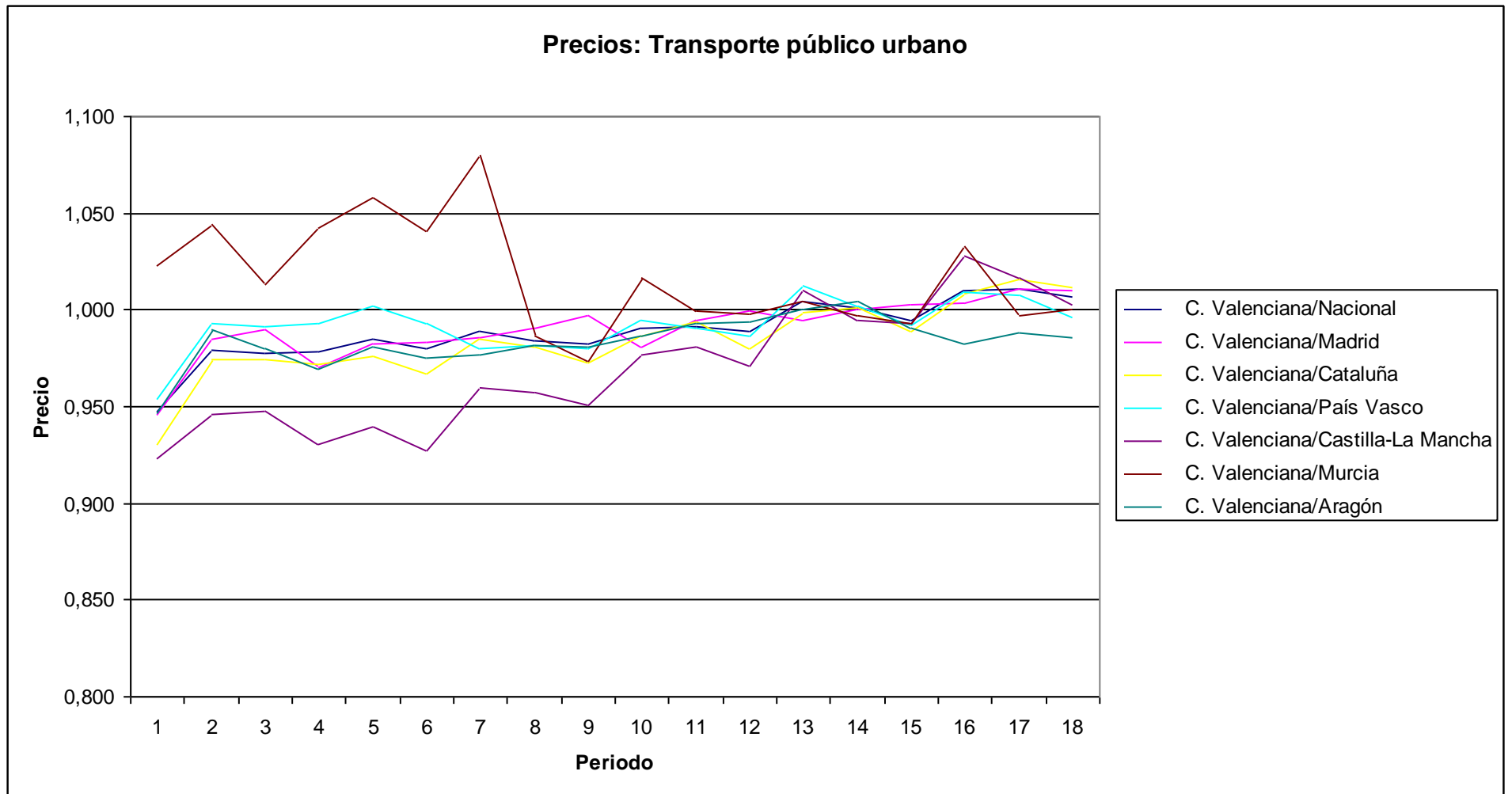
	Indice																	
	2002M01	2002M06	2002M12	2003M01	2003M06	2003M12	2004M01	2004M06	2004M12	2005M01	2005M06	2005M12	2006M01	2006M06	2006M12	2007M01	2007M06	2007M12
Nacional	83,476	85,547	85,928	87,237	86,401	86,758	87,485	91,164	91,579	91,451	95,636	96,827	98,176	101,494	98,457	98,39	102,579	104,881
Andalucía	84,08	86,148	86,492	87,775	86,765	87,08	87,713	91,235	91,474	91,317	95,585	96,732	98,099	101,48	98,432	98,301	102,512	104,826
Aragón	83,715	85,949	86,101	87,256	86,624	86,909	87,508	91,318	91,537	91,354	95,804	96,825	98,175	101,583	98,296	98,171	102,364	104,5
Asturias (Principado de)	84,164	86,293	86,663	87,74	86,886	87,119	88,286	92,05	92,4	92,15	96,055	97,355	98,435	101,471	98,453	98,361	102,321	104,393
Baleares (Illes)	83,941	86,26	86,518	87,951	86,582	86,79	87,379	91,013	91,161	91,164	95,6	96,618	98,102	101,582	98,386	98,371	102,471	104,721
Canarias	82,753	85,403	85,436	86,746	85,696	85,948	86,353	90,605	91,509	91,244	95,11	97,446	97,694	101,788	98,004	97,915	102,87	106,175
Cantabria	83,143	85,317	85,719	87,35	86,518	86,995	87,54	91,436	91,881	91,614	95,845	97,237	98,266	101,57	98,258	98,115	102,634	105,305
Castilla y León	84,552	86,436	86,945	88,225	87,27	87,55	88,277	91,722	91,872	91,798	95,787	96,975	98,232	101,419	98,609	98,527	102,557	104,75
Castilla - La Mancha	82,725	84,746	84,966	86,268	85,625	85,991	86,568	90,33	90,643	90,538	94,943	95,914	98,068	101,642	98,421	98,346	102,707	104,911
Cataluña	82,597	84,694	85,05	86,298	85,428	86,083	86,717	90,583	91,702	91,593	95,866	96,877	98,201	101,487	98,473	98,403	102,596	104,877
Comunitat Valenciana	83,519	85,516	85,858	87,141	86,306	86,534	87,22	90,977	91,278	91,069	95,221	96,383	98,224	101,45	98,465	98,488	102,516	104,619
Extremadura	84,892	86,798	87,371	88,583	87,598	87,81	88,594	91,769	92,106	91,969	95,838	96,968	98,141	101,442	98,668	98,504	102,722	105,106
Galicia	83,463	85,432	85,705	86,859	86,179	86,562	87,908	91,569	91,769	91,773	95,738	96,969	98,184	101,44	98,557	98,461	102,673	104,861
Madrid (Comunidad de)	82,721	84,757	85,52	87,075	86,358	86,647	87,378	91,049	91,273	91,123	95,614	96,764	98,156	101,547	98,369	98,283	102,512	104,945
Murcia (Región de)	83,391	85,57	85,695	87,368	86,41	86,704	87,434	91,218	91,309	91,271	95,704	96,697	98,037	101,71	98,26	98,158	102,549	104,951
Navarra (Comunidad Foral de)	85,505	87,389	87,558	88,745	88,173	88,342	89,213	92,385	92,556	92,61	96,014	97,51	98,63	101,224	98,797	98,833	102,491	104,471
País Vasco	85,021	87,084	87,325	88,576	87,996	88,243	88,945	92,283	92,311	92,184	95,874	97,309	98,38	101,297	98,682	98,742	102,651	104,824
Rioja (La)	84,224	86,186	86,576	87,622	87,07	87,219	87,881	91,673	92,09	92,021	95,778	97,212	98,291	101,401	98,798	98,848	102,979	105,1
Ceuta	100,165	103,064	103,718
Melilla	100,165	103,563	105,55
C. Valenciana/Nacional	1,001	1,000	0,999	0,999	0,999	0,997	0,997	0,998	0,997	0,996	0,996	0,995	1,000	1,000	1,000	1,001	0,999	0,998
C. Valenciana/Madrid	1,010	1,009	1,004	1,001	0,999	0,999	0,998	0,999	1,000	0,999	0,996	0,996	1,001	0,999	1,001	1,002	1,000	0,997
C. Valenciana/Cataluña	1,011	1,010	1,010	1,010	1,010	1,005	1,006	1,004	0,995	0,994	0,993	0,995	1,000	1,000	1,000	1,001	0,999	0,998
C. Valenciana/País Vasco	0,982	0,982	0,983	0,984	0,981	0,981	0,981	0,986	0,989	0,988	0,993	0,990	0,998	1,002	0,998	0,997	0,999	0,998
C. Valenciana/Castilla-La Mancha	1,010	1,009	1,010	1,010	1,008	1,006	1,008	1,007	1,007	1,006	1,003	1,005	1,002	0,998	1,000	1,001	0,998	0,997
C. Valenciana/Murcia	1,002	0,999	1,002	0,997	0,999	0,998	0,998	0,997	1,000	0,998	0,995	0,997	1,002	0,997	1,002	1,003	1,000	0,997
C. Valenciana/Aragón	0,998	0,995	0,997	0,999	0,996	0,996	0,997	0,996	0,997	0,997	0,994	0,995	1,000	0,999	1,002	1,003	1,001	1,001

Precios: Transporte personal



PRECIOS: Transporte público urbano
Indices por comunidades autónomas de rúbricas
 Unidades:Base 2006=100

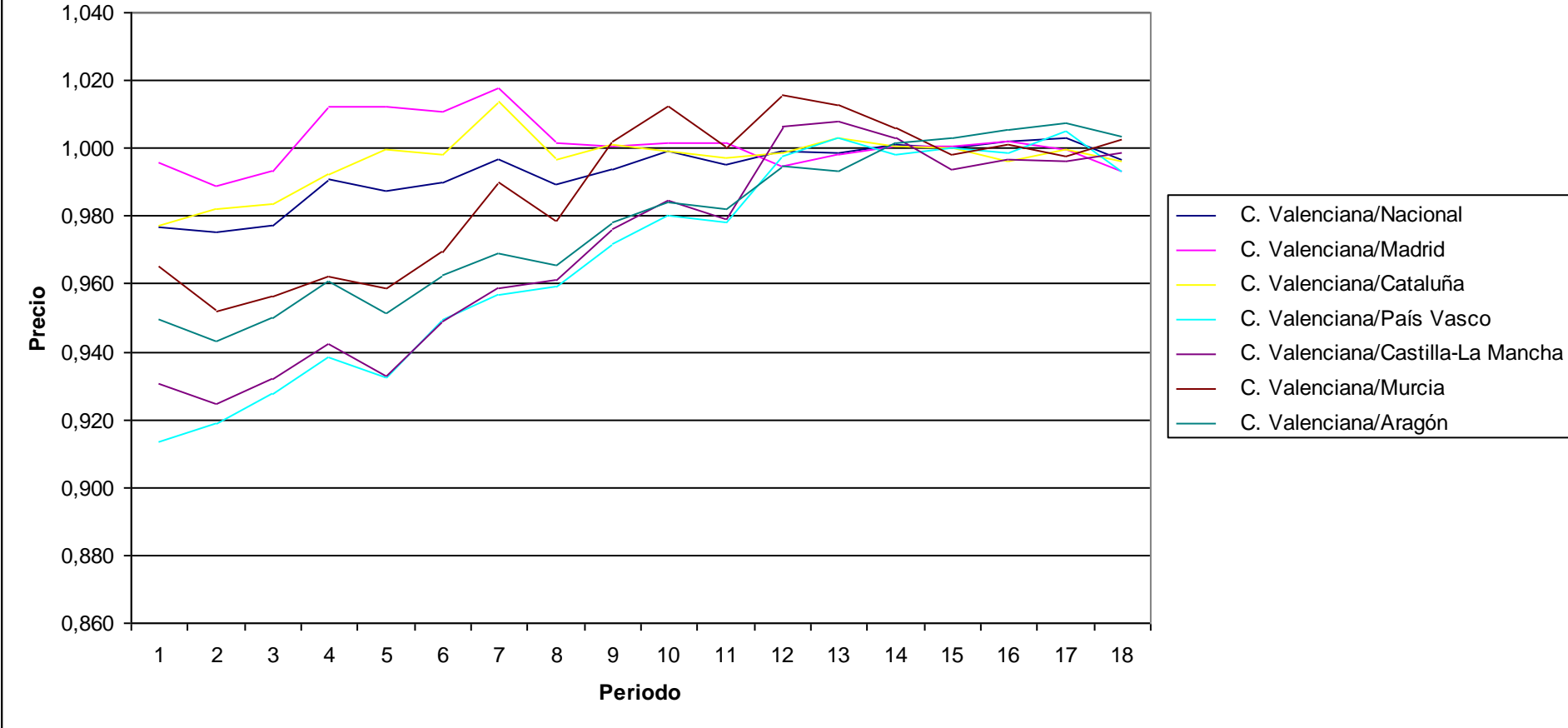
	Indice																	
	2002M01	2002M06	2002M12	2003M01	2003M06	2003M12	2004M01	2004M06	2004M12	2005M01	2005M06	2005M12	2006M01	2006M06	2006M12	2007M01	2007M06	2007M12
Nacional	81,515	82,551	83,194	85,77	86,278	86,884	89,327	90,229	91,063	94,325	95,009	95,79	99,036	99,895	100,83	103,304	104,043	104,66
Andalucía	82,591	84,319	85,161	85,497	86,691	87,762	88,979	90,841	91,622	92,225	95,724	96,343	96,767	99,935	101,261	101,412	102,849	104,03
Aragón	81,573	81,695	82,955	86,522	86,613	87,298	90,435	90,466	91,162	94,683	94,849	95,352	99,433	99,619	101,269	106,201	106,407	106,875
Asturias (Principado de)	80,245	81,423	82,19	82,26	83,361	83,912	89,338	89,338	93,127	96,721	96,721	97,985	99,857	99,857	100,506	100,506	102,341	103,649
Balears (Illes)	89,283	89,283	90,493	90,493	91,727	91,947	91,947	96,13	96,421	96,421	97,968	98,856	98,947	99,952	100,761	100,761	101,758	102,15
Canarias	84,274	84,503	86,822	86,862	87,479	88,366	88,398	92,71	93,712	93,712	96,167	97,305	98,561	98,978	103,195	103,195	106,064	106,743
Cantabria	87,411	87,411	87,811	87,811	87,811	89,32	90,878	92,646	93,603	93,603	95,499	98,057	98,057	100,246	100,837	101,915	102,912	103,723
Castilla y León	82,658	84,707	85,797	86,897	87,578	88,485	89,533	91,645	92,177	94,537	95,654	96,474	97,47	99,95	100,997	102,57	103,024	103,578
Castilla - La Mancha	83,658	85,439	85,836	90,126	90,398	91,773	92,05	92,694	94,034	95,652	96,047	97,511	98,48	100,578	101,028	101,531	103,437	105,088
Cataluña	82,955	83,002	83,448	86,291	87,04	88,038	89,639	90,535	91,968	94,733	94,733	96,671	99,582	99,888	101,425	103,492	103,557	104,114
Comunitat Valenciana	77,211	80,846	81,311	83,889	84,947	85,114	88,314	88,771	89,428	93,423	94,182	94,721	99,472	100,021	100,316	104,338	105,145	105,332
Extremadura	81,559	84,716	87,686	88,18	89,713	90,667	90,667	91,969	93,516	93,838	97,1	98,17	98,914	98,914	102,043	102,043	103,69	105,452
Galicia	79,535	82,329	83,418	85,446	85,988	86,829	89,216	89,533	91,776	93,387	94,346	96,29	98,357	99,666	101,649	104,196	104,47	105,345
Madrid (Comunidad de)	81,65	82,065	82,147	86,473	86,473	86,578	89,609	89,609	89,692	95,278	94,666	94,742	99,973	99,973	100,07	103,972	103,982	104,319
Murcia (Región de)	75,499	77,444	80,222	80,491	80,29	81,792	81,792	89,992	91,892	91,892	94,255	94,931	99,05	100,291	101,064	101,064	105,455	105,303
Navarra (Comunidad Foral de)	80,785	80,956	84,749	87,387	87,613	88,512	88,512	90,758	92,804	92,804	95,516	96,479	96,71	100,222	100,456	100,458	106,082	107,038
País Vasco	80,947	81,431	82,037	84,495	84,766	85,691	90,112	90,468	91,266	93,955	95,093	95,99	98,256	99,846	101,079	103,358	104,323	105,739
Rioja (La)	86,449	86,555	88,354	88,354	89,107	89,287	96,62	97,023	97,138	97,19	97,19	99,979	100,061	100,061	100,588	100,588	99,669	99,784
Ceuta	101,978	101,978	101,978
Melilla	111,097	111,097	111,196
C. Valenciana/Nacional	0,947	0,979	0,977	0,978	0,985	0,980	0,989	0,984	0,982	0,990	0,991	0,989	1,004	1,001	0,995	1,010	1,011	1,006
C. Valenciana/Madrid	0,946	0,985	0,990	0,970	0,982	0,983	0,986	0,991	0,997	0,981	0,995	1,000	0,995	1,000	1,002	1,004	1,011	1,010
C. Valenciana/Cataluña	0,931	0,974	0,974	0,972	0,976	0,967	0,985	0,981	0,972	0,986	0,994	0,980	0,999	1,001	0,989	1,008	1,015	1,012
C. Valenciana/País Vasco	0,954	0,993	0,991	0,993	1,002	0,993	0,980	0,981	0,980	0,994	0,990	0,987	1,012	1,002	0,992	1,009	1,008	0,996
C. Valenciana/Castilla-La Mancha	0,923	0,946	0,947	0,931	0,940	0,927	0,959	0,958	0,951	0,977	0,981	0,971	1,010	0,994	0,993	1,028	1,017	1,002
C. Valenciana/Murcia	1,023	1,044	1,014	1,042	1,058	1,041	1,080	0,986	0,973	1,017	0,999	0,998	1,004	0,997	0,993	1,032	0,997	1,000
C. Valenciana/Aragón	0,947	0,990	0,980	0,970	0,981	0,975	0,977	0,981	0,981	0,987	0,993	0,993	1,000	1,004	0,991	0,982	0,988	0,986



PRECIOS: Transporte público interurbano
Índices por comunidades autónomas de rúbricas
 Unidades: Base 2006=100

	Índice																	
	2002M01	2002M06	2002M12	2003M01	2003M06	2003M12	2004M01	2004M06	2004M12	2005M01	2005M06	2005M12	2006M01	2006M06	2006M12	2007M01	2007M06	2007M12
Nacional	78,333	80,484	81,308	81,226	81,971	84,04	84,937	88,028	90,611	92,279	93,244	96,963	97,734	100,398	100,663	101,897	103,528	104,281
Andalucía	79,183	80,929	81,513	81,586	83,844	85,6	87,155	89,296	91,467	92,668	93,721	97,142	98,052	100,196	100,408	101,289	102,838	104,281
Aragón	80,568	83,238	83,665	83,786	85,078	86,435	87,397	90,166	92,061	93,66	94,514	97,419	98,225	100,34	100,386	101,534	103,094	104,281
Asturias (Principado de)	79,61	82,549	82,815	82,661	83,393	84,334	84,693	90,496	91,851	93,513	94,478	97,551	98,803	100,237	100,271	101,289	102,709	104,281
Baleares (Illes)	72,257	74,904	75,983	74,838	74,571	77,959	79,392	83,835	88,202	89,927	90,695	97,498	97,869	100,727	100,839	101,621	103,82	104,281
Canarias	72,579	75,614	76,973	75,95	75,698	78,533	79,646	82,66	86,937	88,199	90,142	95,14	97,546	100,517	101,172	102,738	103,999	104,281
Cantabria	83,215	84,92	85,538	85,205	85,929	87,168	88,252	90,283	91,874	93,568	93,985	96,259	96,782	100,512	101,487	102,672	103,573	104,281
Castilla y León	81,147	83,222	83,735	83,869	84,904	86,683	87,442	90,361	91,935	93,794	94,949	97,243	98,08	100,326	100,346	101,445	102,964	104,281
Castilla - La Mancha	82,218	84,891	85,291	85,435	86,74	87,689	88,3	90,612	92,27	93,616	94,779	96,276	96,819	100,222	101,287	102,406	104,24	104,281
Cataluña	78,294	79,938	80,79	81,118	80,97	83,344	83,535	87,364	89,971	92,261	93,059	97,029	97,281	100,44	100,671	102,468	103,874	104,281
Comunitat Valenciana	76,516	78,507	79,473	80,502	80,932	83,205	84,67	87,083	90,069	92,178	92,802	96,889	97,588	100,506	100,679	102,093	103,834	104,281
Extremadura	82,703	85,48	86,211	85,846	87,991	88,951	89,296	91,945	92,884	94,195	95,627	97,235	99,416	100,116	100,149	100,756	103,46	104,281
Galicia	78,348	80,073	82,568	82,198	82,564	85,653	86,363	89,004	91,87	93,132	93,993	97,261	97,973	100,619	100,758	101,181	102,709	104,281
Madrid (Comunidad de)	76,831	79,368	79,99	79,522	79,949	82,298	83,221	86,934	90,023	92,054	92,663	97,417	97,777	100,456	100,596	101,901	103,895	104,281
Murcia (Región de)	79,274	82,456	83,093	83,661	84,427	85,821	85,544	88,964	89,899	91,049	92,793	95,379	96,364	99,922	100,859	101,994	104,057	104,281
Navarra (Comunidad Foral de)	78,248	80,502	81,378	80,658	81,089	83,659	84,59	87,915	90,865	92,055	93,247	97,86	98,416	99,878	100,984	101,756	105,219	104,281
País Vasco	83,739	85,427	85,686	85,813	86,811	87,642	88,47	90,769	92,653	94,043	94,878	97,137	97,305	100,683	100,658	102,232	103,297	104,281
Rioja (La)	83,543	84,866	85,233	85,795	86,54	88,098	88,782	90,653	91,735	93,447	93,829	95,896	98,858	100,202	100,23	101,124	102,359	104,281
Ceuta	101,031	103,945	104,281
Melilla	102,208	104,281	104,281
C. Valenciana/Nacional	0,977	0,975	0,977	0,991	0,987	0,990	0,997	0,989	0,994	0,999	0,995	0,999	0,999	1,001	1,000	1,002	1,003	1,003
C. Valenciana/Madrid	0,996	0,989	0,994	1,012	1,012	1,011	1,017	1,002	1,001	1,001	1,002	0,995	0,998	1,000	1,001	1,002	0,999	0,999
C. Valenciana/Cataluña	0,977	0,982	0,984	0,992	1,000	0,998	1,014	0,997	1,001	0,999	0,997	0,999	1,003	1,001	1,000	0,996	1,000	1,000
C. Valenciana/País Vasco	0,914	0,919	0,927	0,938	0,932	0,949	0,957	0,959	0,972	0,980	0,978	0,997	1,003	0,998	1,000	0,999	1,005	1,005
C. Valenciana/Castilla-La Mancha	0,931	0,925	0,932	0,942	0,933	0,949	0,959	0,961	0,976	0,985	0,979	1,006	1,008	1,003	0,994	0,997	0,996	0,996
C. Valenciana/Murcia	0,965	0,952	0,956	0,962	0,959	0,970	0,990	0,979	1,002	1,012	1,000	1,016	1,013	1,006	0,998	1,001	0,998	0,998
C. Valenciana/Aragón	0,950	0,943	0,950	0,961	0,951	0,963	0,969	0,966	0,978	0,984	0,982	0,995	0,994	1,002	1,003	1,006	1,007	1,007

Precios: Transporte público interurbano



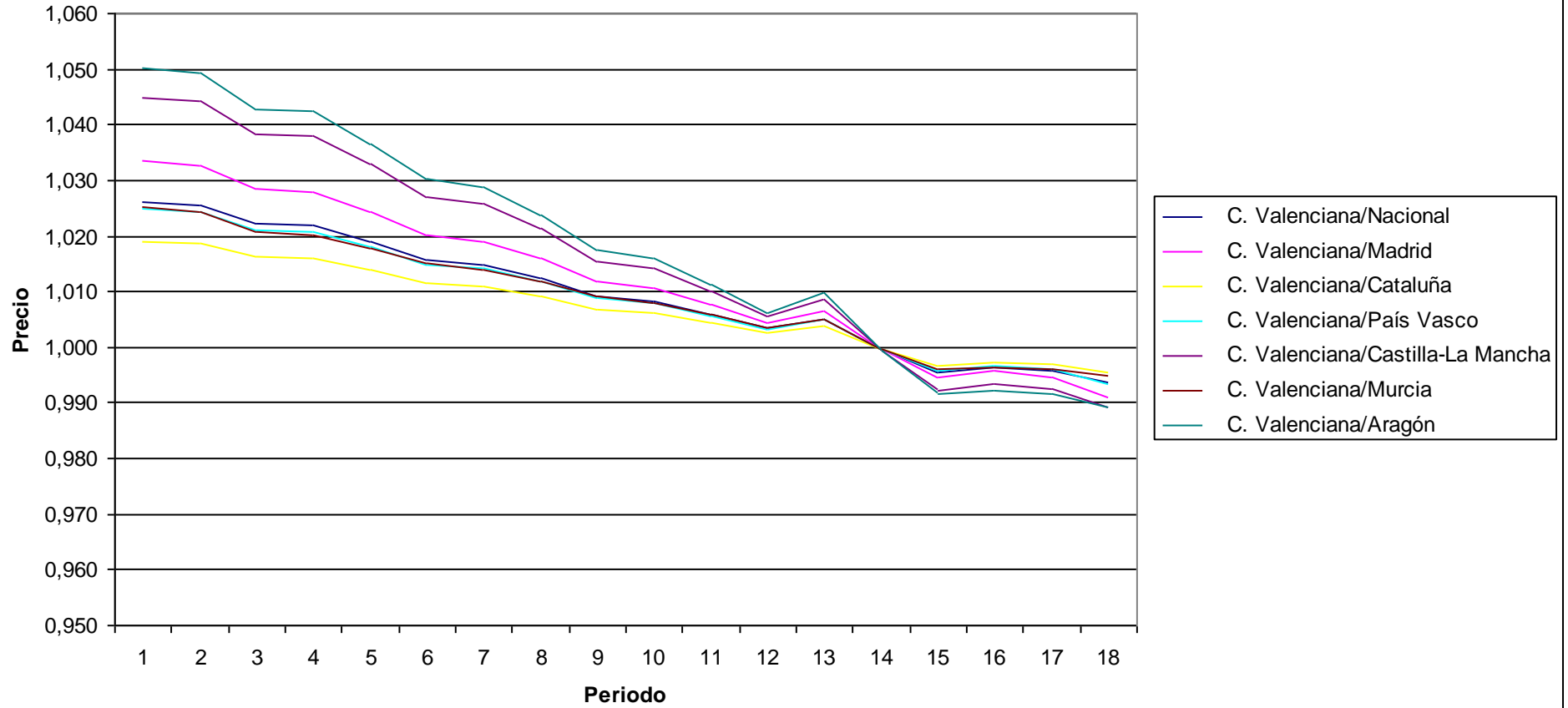
PRECIOS: Comunicaciones

Indices por comunidades autónomas de rúbricas

Unidades:Base 2006=100

	Indice																	
	2002M01	2002M06	2002M12	2003M01	2003M06	2003M12	2004M01	2004M06	2004M12	2005M01	2005M06	2005M12	2006M01	2006M06	2006M12	2007M01	2007M06	2007M12
Nacional	110,218	107,045	103,266	104,676	104,092	103,058	102,955	103,31	102,36	102,582	101,331	100,656	101,004	99,939	99,152	99,669	100,619	99,916
Andalucía	109,958	106,791	103,05	104,457	103,905	102,907	102,808	103,191	102,277	102,503	101,278	100,63	100,958	99,942	99,198	99,708	100,665	99,986
Aragón	107,699	104,632	101,229	102,625	102,329	101,615	101,575	102,163	101,534	101,814	100,8	100,366	100,545	99,966	99,561	100,077	101,036	100,355
Asturias (Principado de)	110,57	107,372	103,536	104,943	104,325	103,254	103,134	103,466	102,478	102,687	101,407	100,704	101,07	99,935	99,105	99,664	100,583	99,776
Balears (Illes)	107,847	104,752	101,319	102,704	102,408	101,69	101,629	102,222	101,592	101,856	100,836	100,4	100,58	99,963	99,557	99,966	101,002	100,584
Canarias	110,75	107,544	103,681	105,089	104,451	103,356	103,232	103,547	102,536	102,741	101,444	100,724	101,103	99,933	99,076	99,627	100,55	99,744
Cantabria	106,675	103,708	100,475	101,897	101,675	101,051	101,08	101,712	101,173	101,508	100,57	100,201	100,337	99,981	99,675	100,138	101,145	100,665
Castilla y León	108,664	105,589	102,054	103,474	103,044	102,185	102,146	102,616	101,84	102,116	100,998	100,453	100,712	99,958	99,372	99,903	100,849	100,138
Castilla - La Mancha	108,252	105,147	101,656	103,047	102,699	101,926	101,86	102,41	101,723	101,982	100,921	100,442	100,652	99,959	99,484	99,954	100,943	100,36
Cataluña	110,982	107,773	103,879	105,291	104,621	103,491	103,367	103,655	102,609	102,812	101,491	100,745	101,142	99,931	99,033	99,568	100,502	99,747
Comunitat Valenciana	113,104	109,786	105,562	106,975	106,073	104,685	104,492	104,602	103,298	103,443	101,933	100,997	101,524	99,908	98,716	99,295	100,189	99,288
Extremadura	110,695	107,497	103,644	105,054	104,419	103,327	103,208	103,525	102,517	102,726	101,432	100,714	101,092	99,934	99,08	99,653	100,559	99,689
Galicia	111,033	107,813	103,906	105,314	104,645	103,516	103,383	103,674	102,629	102,826	101,504	100,758	101,154	99,93	99,034	99,55	100,497	99,78
Madrid (Comunidad de)	109,44	106,311	102,652	104,065	103,561	102,619	102,544	102,961	102,102	102,348	101,166	100,559	100,86	99,948	99,266	99,722	100,72	100,178
Murcia (Región de)	110,314	107,186	103,411	104,849	104,217	103,136	103,069	103,372	102,373	102,62	101,342	100,63	101,006	99,942	99,09	99,643	100,571	99,81
Navarra (Comunidad Foral de)	110,939	107,709	103,812	105,212	104,564	103,456	103,315	103,627	102,603	102,795	101,487	100,758	101,141	99,93	99,061	99,673	100,551	99,595
País Vasco	110,362	107,189	103,391	104,806	104,2	103,143	103,041	103,378	102,404	102,627	101,36	100,668	101,028	99,938	99,123	99,635	100,593	99,934
Rioja (La)	110,987	107,78	103,885	105,298	104,626	103,495	103,371	103,658	102,61	102,814	101,492	100,745	101,143	99,931	99,031	99,569	100,502	99,742
Ceuta	100,232	101,34	101,19
Melilla	100,063	100,985	100,178
C. Valenciana/Nacional	1,026	1,026	1,022	1,022	1,019	1,016	1,015	1,013	1,009	1,008	1,006	1,003	1,005	1,000	0,996	0,996	0,996	0,994
C. Valenciana/Madrid	1,033	1,033	1,028	1,028	1,024	1,020	1,019	1,016	1,012	1,011	1,008	1,004	1,007	1,000	0,994	0,996	0,995	0,991
C. Valenciana/Cataluña	1,019	1,019	1,016	1,016	1,014	1,012	1,011	1,009	1,007	1,006	1,004	1,003	1,004	1,000	0,997	0,997	0,997	0,995
C. Valenciana/País Vasco	1,025	1,024	1,021	1,021	1,018	1,015	1,014	1,012	1,009	1,008	1,006	1,003	1,005	1,000	0,996	0,997	0,996	0,994
C. Valenciana/Castilla-La Mancha	1,045	1,044	1,038	1,038	1,033	1,027	1,026	1,021	1,015	1,014	1,010	1,006	1,009	0,999	0,992	0,993	0,993	0,989
C. Valenciana/Murcia	1,025	1,024	1,021	1,020	1,018	1,015	1,014	1,012	1,009	1,008	1,006	1,004	1,005	1,000	0,996	0,997	0,996	0,995
C. Valenciana/Aragón	1,050	1,049	1,043	1,042	1,037	1,030	1,029	1,024	1,017	1,016	1,011	1,006	1,010	0,999	0,992	0,992	0,992	0,989

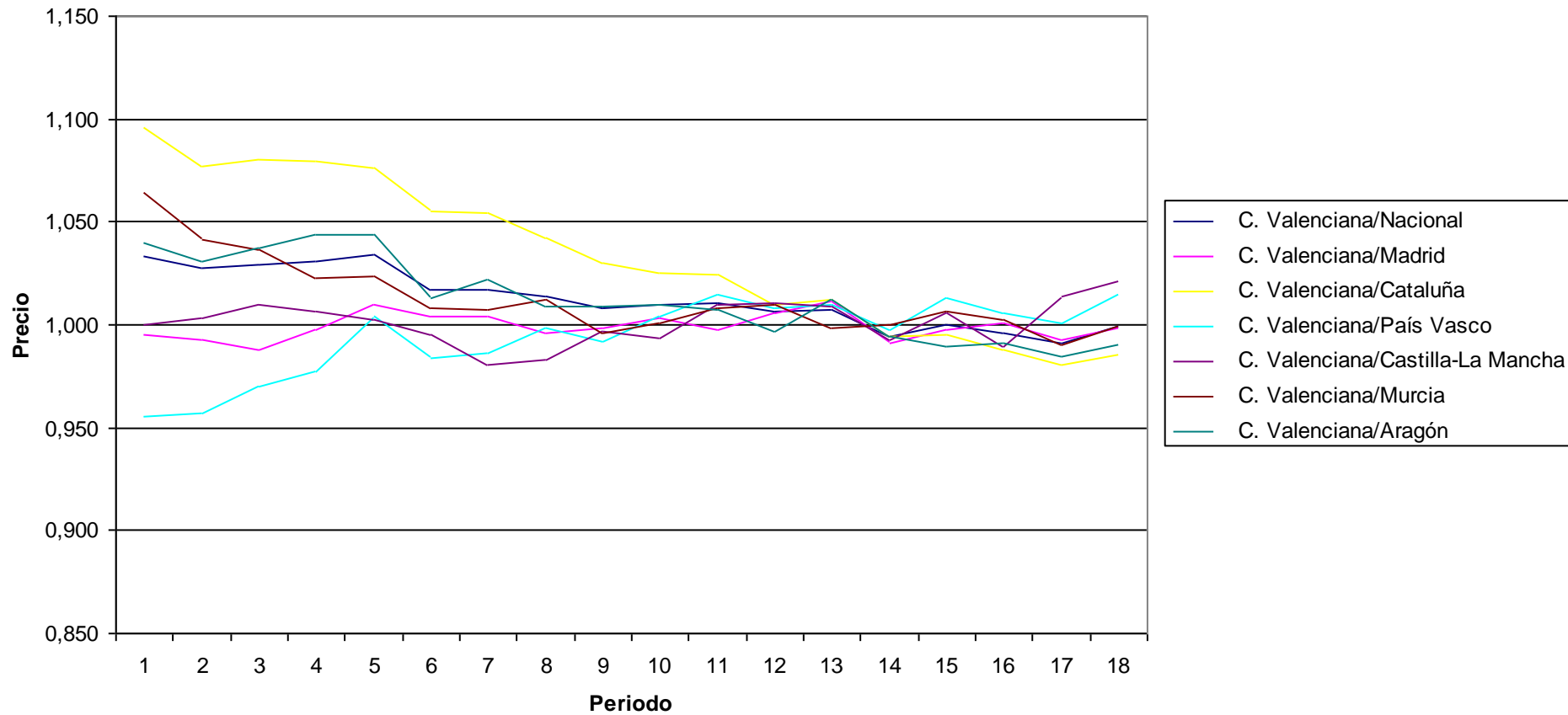
Precios: Comunicaciones



PRECIOS: Objetos recreativos
Indices por comunidades autónomas de rúbricas
 Unidades: Base 2006=100

	Indice																	
	2002M01	2002M06	2002M12	2003M01	2003M06	2003M12	2004M01	2004M06	2004M12	2005M01	2005M06	2005M12	2006M01	2006M06	2006M12	2007M01	2007M06	2007M12
Nacional	122,785	120,683	117,724	117,113	114,983	111,879	111,375	109,422	106,497	106,172	103,748	102,173	101,858	100,36	97,725	96,947	94,716	91,376
Andalucía	123,827	120,717	117,632	117,04	114,97	112,849	112,199	110,324	107,067	106,626	104,26	102,185	101,867	100,39	97,895	96,971	94,041	90,01
Aragón	122,021	120,333	116,812	115,622	113,913	112,345	110,843	109,935	106,357	106,197	104,115	103,142	101,355	100,362	98,748	97,411	95,312	92,15
Asturias (Principado de)	129,628	127,498	123,417	122,298	119,489	116,681	116,045	111,783	108,87	107,485	103,961	103,571	103,655	100,275	96,929	96,08	94,81	89,032
Balears (Illes)	116,536	115,634	113,705	113,714	113,614	109,948	109,473	106,395	106,929	106,347	102,858	101,676	101,245	100,024	99,31	98,887	96,657	94,179
Canarias	118,367	117,744	114,082	113,753	114,436	112,296	110,326	107,855	106,293	105,842	104,704	103,016	102,472	101,637	96,096	95,895	94,635	91,068
Cantabria	123,459	120,768	118,854	117,786	115,121	110,997	112,168	109,246	105,23	104,536	101,062	101,269	101,454	100,256	98,449	96,959	96,868	93,806
Castilla y León	129,407	127,055	124,064	122,868	119,68	115,851	115,347	112,299	108,55	107,201	105,012	102,858	102,93	100,545	97,001	96,418	94,277	90,505
Castilla - La Mancha	126,887	123,632	119,939	119,885	118,677	114,376	115,523	112,871	107,654	107,879	103,849	101,745	101,709	100,58	97,122	97,574	92,596	89,373
Cataluña	115,817	115,126	112,134	111,795	110,463	107,898	107,465	106,461	104,201	104,58	102,402	101,838	101,38	100,396	98,165	97,679	95,702	92,667
Comunitat Valenciana	126,861	123,997	121,131	120,707	118,926	113,807	113,273	110,95	107,337	107,212	104,88	102,841	102,614	99,826	97,698	96,519	93,836	91,288
Extremadura	126,75	123,561	119,987	118,812	115,511	112,189	112,386	109,576	106,665	106,234	104,385	102,15	102,811	100,087	96,915	96,186	93,471	89,094
Galicia	116,169	112,953	111,621	112,328	109,575	108,134	108,406	107,009	104,952	105,307	101,396	100,795	101,024	99,625	98,523	98,377	97,134	94,157
Madrid (Comunidad de)	127,484	124,915	122,599	121,016	117,802	113,32	112,776	111,392	107,528	106,861	105,175	102,262	101,459	100,751	97,899	96,424	94,539	91,403
Murcia (Región de)	119,198	119,115	116,827	118,051	116,192	112,881	112,456	109,645	107,74	107,144	104,047	101,811	102,789	99,833	97,089	96,276	94,792	91,332
Navarra (Comunidad Foral de)	121,378	119,905	114,435	114,239	112,566	109,792	108,922	105,669	105,5	104,299	101,943	100,896	102,25	100,128	97,597	97,275	94,702	90,826
País Vasco	132,774	129,61	124,926	123,513	118,443	115,64	114,827	111,104	108,2	106,752	103,399	101,983	101,615	100,107	96,483	95,94	93,752	90,004
Rioja (La)	116,486	116,428	115,098	113,665	112,167	107,856	107,2	107,972	104,569	105,346	103,455	104,201	104,098	101,098	95,489	95,891	92,123	89,098
Ceuta	98,702	93,42	93,64
Melilla	96,335	92,693	87,914
C. Valenciana/Nacional	1,033	1,027	1,029	1,031	1,034	1,017	1,017	1,014	1,008	1,010	1,011	1,007	1,007	0,995	1,000	0,996	0,991	0,999
C. Valenciana/Madrid	0,995	0,993	0,988	0,997	1,010	1,004	1,004	0,996	0,998	1,003	0,997	1,006	1,011	0,991	0,998	1,001	0,993	0,999
C. Valenciana/Cataluña	1,095	1,077	1,080	1,080	1,077	1,055	1,054	1,042	1,030	1,025	1,024	1,010	1,012	0,994	0,995	0,988	0,981	0,985
C. Valenciana/País Vasco	0,955	0,957	0,970	0,977	1,004	0,984	0,986	0,999	0,992	1,004	1,014	1,008	1,010	0,997	1,013	1,006	1,001	1,014
C. Valenciana/Castilla-La Mancha	1,000	1,003	1,010	1,007	1,002	0,995	0,981	0,983	0,997	0,994	1,010	1,011	1,009	0,993	1,006	0,989	1,013	1,021
C. Valenciana/Murcia	1,064	1,041	1,037	1,022	1,024	1,008	1,007	1,012	0,996	1,001	1,008	1,010	0,998	1,000	1,006	1,003	0,990	1,000
C. Valenciana/Aragón	1,040	1,030	1,037	1,044	1,044	1,013	1,022	1,009	1,009	1,010	1,007	0,997	1,012	0,995	0,989	0,991	0,985	0,991

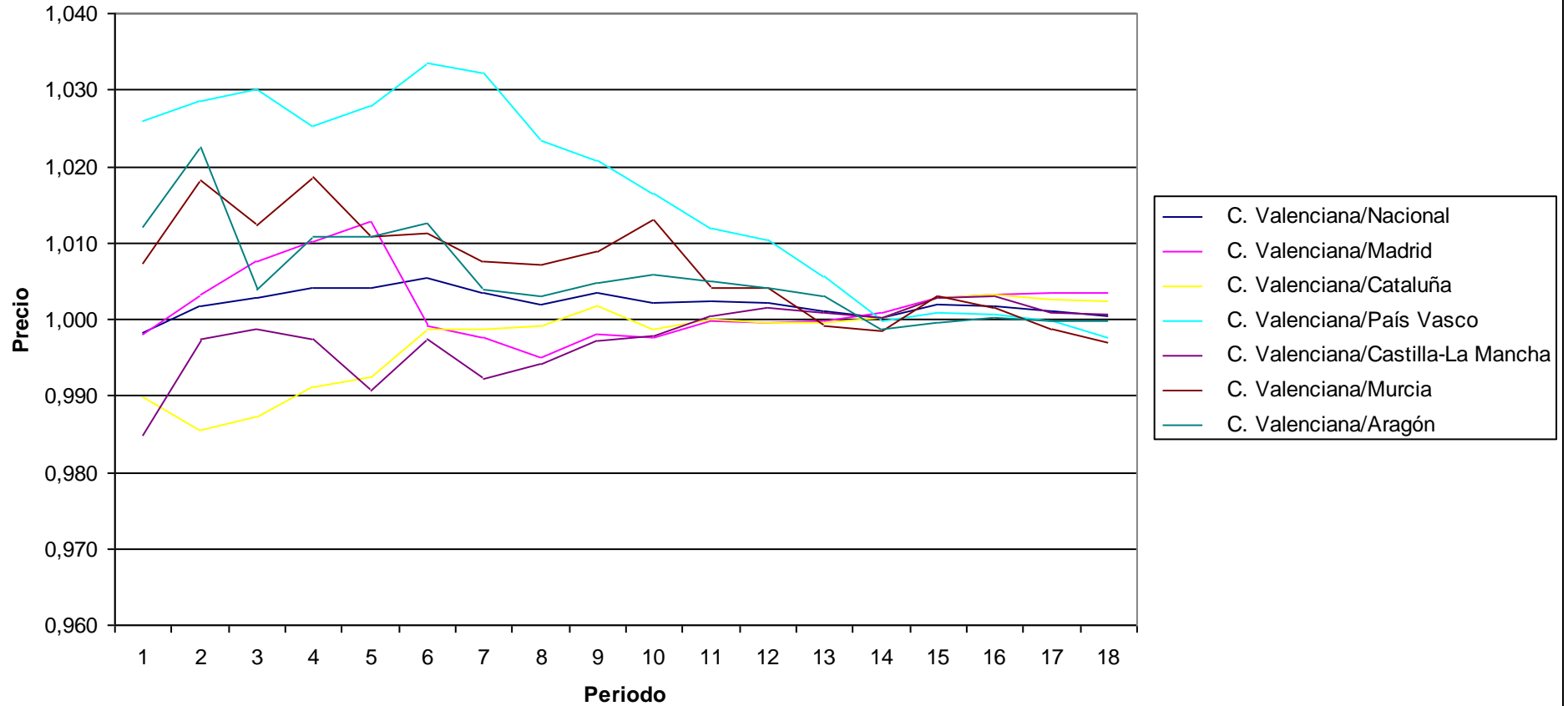
Precios: Objetos recreativos



PRECIOS: Publicaciones
Indices por comunidades autónomas de rúbricas
 Unidades:Base 2006=100

	Indice																	
	2002M01	2002M06	2002M12	2003M01	2003M06	2003M12	2004M01	2004M06	2004M12	2005M01	2005M06	2005M12	2006M01	2006M06	2006M12	2007M01	2007M06	2007M12
Nacional	89,616	92,535	93,369	93,896	95,042	96,517	96,802	98,194	98,554	98,527	99,467	99,187	99,621	100,261	100,492	100,684	101,741	101,923
Andalucía	89,554	91,692	92,381	93,114	94,571	95,734	96,268	97,714	98,117	98,304	99,062	98,86	99,521	100,298	100,461	100,779	101,825	102,002
Aragón	88,399	90,669	93,279	93,272	94,405	95,844	96,753	98,079	98,428	98,17	99,221	98,999	99,427	100,401	100,718	100,842	101,889	102,008
Asturias (Principado de)	89,193	93,58	94,304	94,544	95,978	97,009	97,03	98,687	98,959	98,715	99,587	99,321	99,647	100,338	100,471	100,607	101,487	101,622
Balears (Illes)	89,756	92,574	93,277	93,525	94,488	95,459	95,495	98,381	98,643	98,427	99,517	99,258	99,581	100,269	100,419	100,559	101,392	101,532
Canarias	90,872	92,905	93,952	94,336	95,602	96,725	96,98	98,089	98,576	98,263	99,057	98,676	99,441	100,117	101,037	101,523	102,527	102,928
Cantabria	87,336	89,575	90,502	91,73	92,674	94,207	93,801	95,142	96,903	96,53	98,958	98,793	99,156	100,723	100,784	100,924	102,289	103,142
Castilla y León	89,675	92,587	93,452	94,325	95,474	96,456	96,918	98,344	98,617	98,477	99,466	99,108	99,49	100,22	100,585	100,761	102,062	102,194
Castilla - La Mancha	90,837	92,938	93,755	94,528	96,335	97,306	97,902	98,951	99,175	98,95	99,664	99,244	99,639	100,267	100,403	100,55	101,761	101,92
Cataluña	90,379	94,06	94,834	95,125	96,165	97,171	97,269	98,462	98,724	98,856	99,718	99,448	99,769	100,258	100,397	100,528	101,598	101,727
Comunitat Valenciana	89,465	92,701	93,634	94,278	95,43	97,048	97,136	98,376	98,89	98,735	99,713	99,395	99,721	100,28	100,685	100,859	101,856	101,977
Extremadura	90,187	92,996	93,723	94,51	95,63	96,652	97,169	98,315	98,569	98,642	99,643	99,313	99,734	100,27	100,39	101,185	102,119	102,571
Galicia	90,486	93,792	94,379	94,901	96,314	97,316	97,778	98,833	99,041	98,874	99,762	99,371	99,664	100,218	100,384	100,512	101,667	101,79
Madrid (Comunidad de)	89,643	92,394	92,937	93,321	94,232	97,129	97,377	98,863	99,087	98,973	99,733	99,442	99,745	100,19	100,398	100,525	101,495	101,618
Murcia (Región de)	88,811	91,038	92,495	92,565	94,407	95,977	96,409	97,669	98,02	97,477	99,295	98,988	99,807	100,439	100,389	100,696	101,984	102,288
Navarra (Comunidad Foral de)	90,709	92,705	95,443	95,895	96,552	96,983	97,31	98,456	98,637	98,712	99,71	99,475	99,761	100,081	100,407	100,55	101,945	102,09
País Vasco	87,201	90,133	90,898	91,948	92,846	93,898	94,108	96,131	96,883	97,147	98,548	98,373	99,154	100,31	100,606	100,803	101,876	102,226
Rioja (La)	89,116	90,926	91,438	93,06	94,232	94,971	96,2	97,35	97,527	98,162	98,763	98,32	99,518	100,106	100,834	100,947	102,087	102,757
Ceuta	100,547	101,357	101,5
Melilla	100,55	101,301	101,45
C. Valenciana/Nacional	0,998	1,002	1,003	1,004	1,004	1,006	1,003	1,002	1,003	1,002	1,002	1,002	1,001	1,000	1,002	1,002	1,001	1,001
C. Valenciana/Madrid	0,998	1,003	1,007	1,010	1,013	0,999	0,998	0,995	0,998	0,998	1,000	1,000	1,000	1,001	1,003	1,003	1,004	1,004
C. Valenciana/Cataluña	0,990	0,986	0,987	0,991	0,992	0,999	0,999	0,999	1,002	0,999	1,000	0,999	1,000	1,000	1,003	1,003	1,003	1,002
C. Valenciana/País Vasco	1,026	1,028	1,030	1,025	1,028	1,034	1,032	1,023	1,021	1,016	1,012	1,010	1,006	1,000	1,001	1,001	1,000	0,998
C. Valenciana/Castilla-La Mancha	0,985	0,997	0,999	0,997	0,991	0,997	0,992	0,994	0,997	0,998	1,000	1,002	1,001	1,000	1,003	1,003	1,001	1,001
C. Valenciana/Murcia	1,007	1,018	1,012	1,019	1,011	1,011	1,008	1,007	1,009	1,013	1,004	1,004	0,999	0,998	1,003	1,002	0,999	0,997
C. Valenciana/Aragón	1,012	1,022	1,004	1,011	1,011	1,013	1,004	1,003	1,005	1,006	1,005	1,004	1,003	0,999	1,000	1,000	1,000	1,000

Precios: Publicaciones



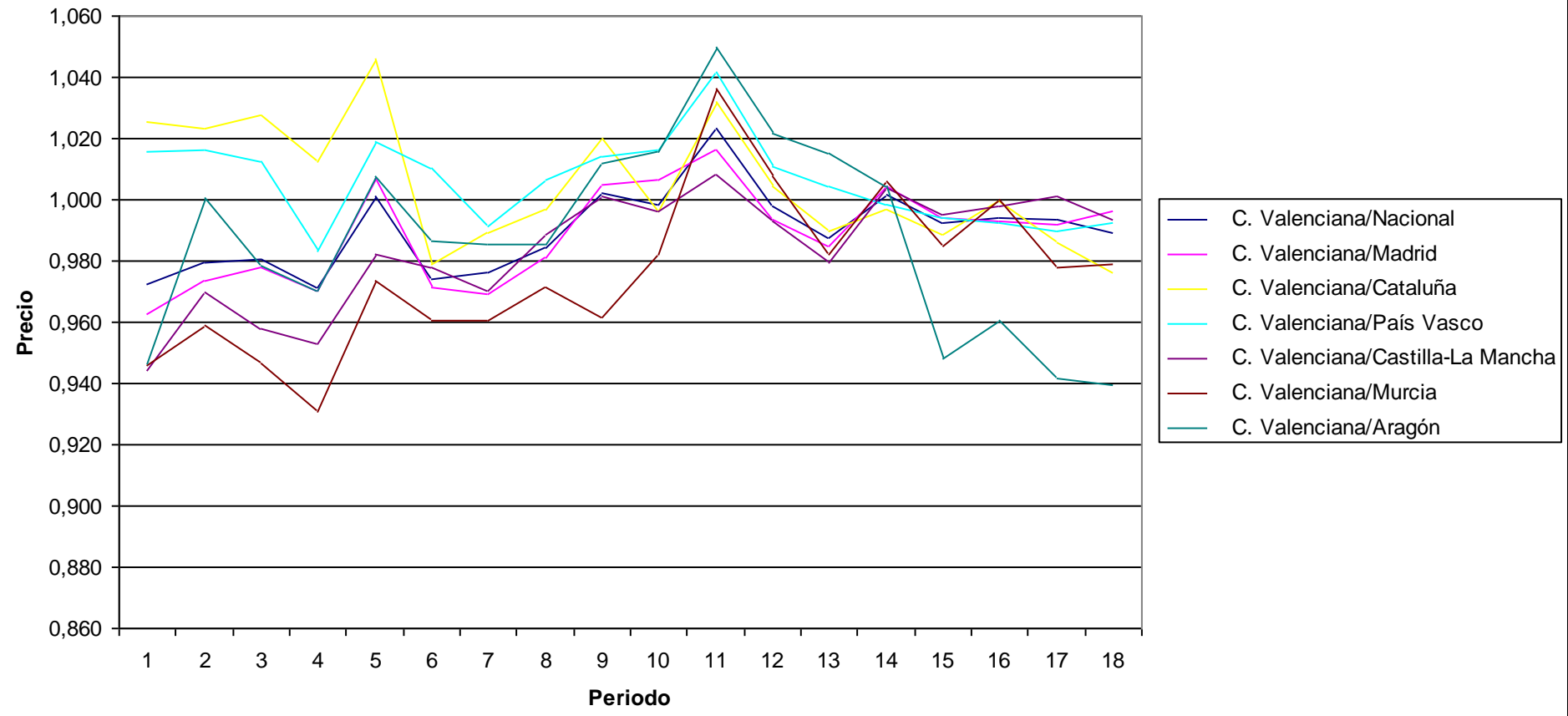
PRECIOS: Esparcimiento

Indices por comunidades autónomas de rúbricas

Unidades: Base 2006=100

	Indice																	
	2002M01	2002M06	2002M12	2003M01	2003M06	2003M12	2004M01	2004M06	2004M12	2005M01	2005M06	2005M12	2006M01	2006M06	2006M12	2007M01	2007M06	2007M12
Nacional	87,865	89,535	90,452	90,789	91,834	94,579	93,569	95,067	95,199	96,388	97,805	98,534	98,808	99,991	101,493	101,948	102,933	104,958
Andalucía	89,208	91,072	92,595	92,756	93,887	94,951	93,406	95,385	96,176	96,817	97,859	99,076	98,677	100,085	100,976	101,592	102,731	105,845
Aragón	90,297	87,633	90,632	90,889	91,244	93,361	92,715	95,004	94,268	94,755	95,357	96,203	96,096	99,697	106,214	105,496	108,626	110,523
Asturias (Principado de)	95,58	96,521	96,762	97,427	98,287	99,662	99,53	98,059	97,983	98,529	99,156	99,69	99,496	99,994	100,681	101,372	101,774	102,539
Balears (Illes)	98,036	96,391	103,941	99,889	100,701	107,061	102,719	100,868	96,112	97,172	97,234	100,91	107,626	97,105	99,099	106,66	103,011	103,857
Canarias	97,107	98,832	99,354	100,138	100,359	99,697	98,089	99,669	98,653	98,858	99,913	99,243	98,686	100,005	101,507	101,569	101,768	104,444
Cantabria	91,042	93,322	93,492	94,289	94,67	94,603	94,099	96,102	94,815	94,367	97,194	97,854	98,673	99,387	101,799	102,557	103,135	105,215
Castilla y León	92,904	94,864	94,726	95,275	96,446	97,802	97,028	98,375	98,123	98,447	99,458	100,772	100,104	100,14	101,654	102,459	100,827	103,054
Castilla - La Mancha	90,502	90,432	92,59	92,516	93,626	94,193	94,189	94,645	95,318	96,597	99,253	99,016	99,604	99,782	101,222	101,545	102,18	104,478
Cataluña	83,343	85,718	86,335	87,108	87,883	94,083	92,385	93,899	93,532	96,602	96,982	97,86	98,565	100,461	101,885	101,353	103,737	106,349
Comunitat Valenciana	85,462	87,696	88,694	88,181	91,935	92,108	91,367	93,593	95,413	96,244	100,084	98,297	97,559	100,152	100,726	101,324	102,273	103,811
Extremadura	97,014	98,868	96,301	96,606	97,396	97,54	96,785	97,831	100,314	98,952	99,587	100,355	99,616	99,945	101,05	101,08	102,957	103,944
Galicia	87,527	90,14	89,877	89,325	91,058	91,944	90,521	93,313	93,009	94,079	94,872	98,027	100,116	99,793	101,056	101,492	98,183	101,206
Madrid (Comunidad de)	88,787	90,08	90,726	90,887	91,27	94,805	94,263	95,398	94,935	95,635	98,479	98,913	99,077	99,705	101,352	102,039	103,123	104,229
Murcia (Región de)	90,36	91,436	93,696	94,727	94,435	95,918	95,108	96,351	99,22	97,97	96,579	97,534	99,355	99,566	102,248	101,319	104,589	106,029
Navarra (Comunidad Foral de)	86,781	87,514	87,523	87,561	88,536	91,248	90,618	94,163	95,471	95,738	95,829	98,691	98,495	98,895	99,526	99,796	101,101	104,251
País Vasco	84,159	86,317	87,628	89,707	90,241	91,16	92,184	92,978	94,086	94,711	96,084	97,221	97,159	100,288	101,354	102,104	103,361	104,612
Rioja (La)	90,857	87,703	94,029	94,029	94,517	95,029	94,828	95,876	96,665	96,848	96,913	97,989	97,812	98,21	106,465	106,821	109,133	112,323
Ceuta	101,518	101,802	104,964
Melilla	101,634	101,671	102,753
C. Valenciana/Nacional	0,973	0,979	0,981	0,971	1,001	0,974	0,976	0,984	1,002	0,999	1,023	0,998	0,987	1,002	0,992	0,994	0,994	0,989
C. Valenciana/Madrid	0,963	0,974	0,978	0,970	1,007	0,972	0,969	0,981	1,005	1,006	1,016	0,994	0,985	1,004	0,994	0,993	0,992	0,996
C. Valenciana/Cataluña	1,025	1,023	1,027	1,012	1,046	0,979	0,989	0,997	1,020	0,996	1,032	1,004	0,990	0,997	0,989	1,000	0,986	0,976
C. Valenciana/País Vasco	1,015	1,016	1,012	0,983	1,019	1,010	0,991	1,007	1,014	1,016	1,042	1,011	1,004	0,999	0,994	0,992	0,989	0,992
C. Valenciana/Castilla-La Mancha	0,944	0,970	0,958	0,953	0,982	0,978	0,970	0,989	1,001	0,996	1,008	0,993	0,979	1,004	0,995	0,998	1,001	0,994
C. Valenciana/Murcia	0,946	0,959	0,947	0,931	0,974	0,960	0,961	0,971	0,962	0,982	1,036	1,008	0,982	1,006	0,985	1,000	0,978	0,979
C. Valenciana/Aragón	0,946	1,001	0,979	0,970	1,008	0,987	0,985	0,985	1,012	1,016	1,050	1,022	1,015	1,005	0,948	0,960	0,942	0,939

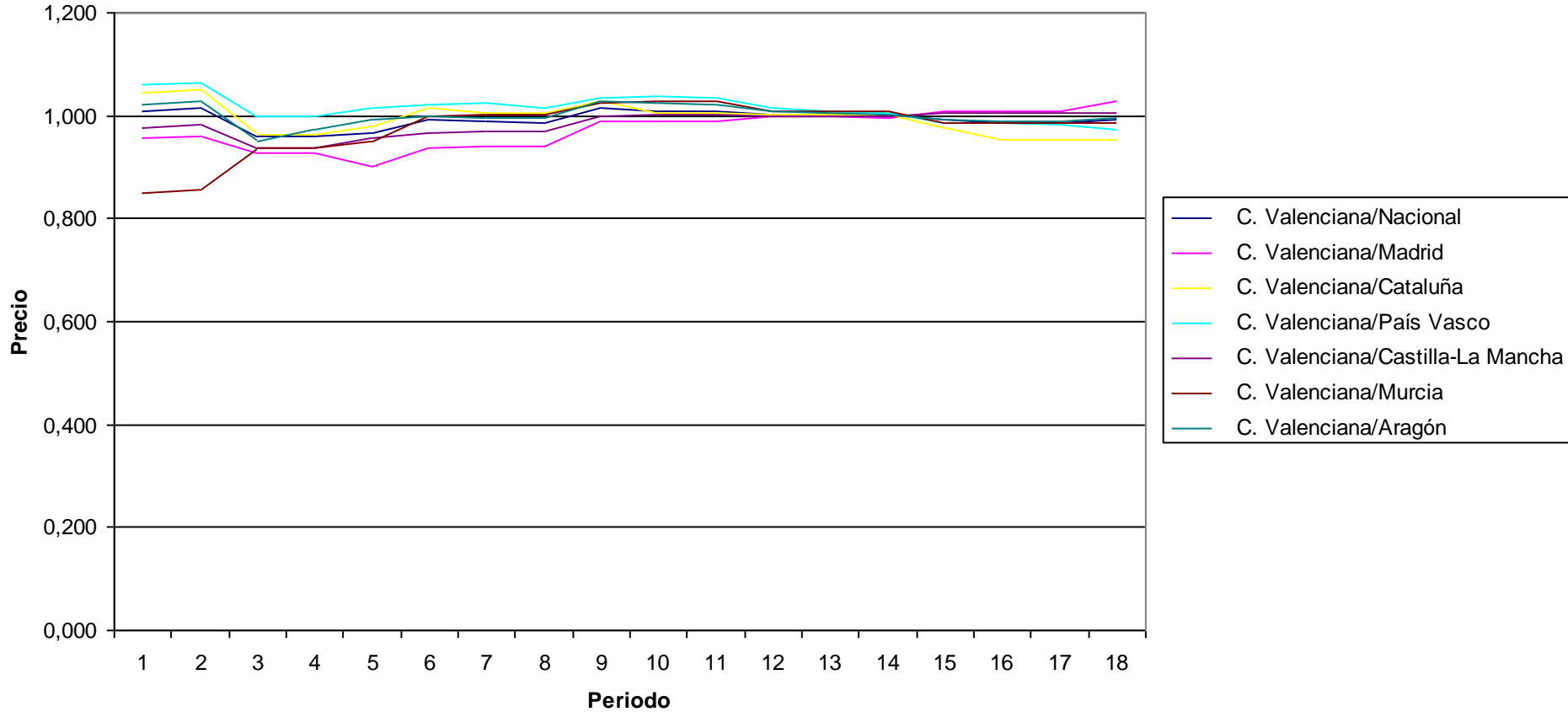
Precios: Esparcimiento



PRECIOS: Educación infantil y primaria
Indices por comunidades autónomas de rúbricas
 Unidades: Base 2006=100

	Indice																	
	2002M01	2002M06	2002M12	2003M01	2003M06	2003M12	2004M01	2004M06	2004M12	2005M01	2005M06	2005M12	2006M01	2006M06	2006M12	2007M01	2007M06	2007M12
Nacional	82,907	83,099	86,147	86,215	87,276	90,054	90,477	90,714	94,506	95,36	95,388	98,71	98,856	98,897	103,047	103,699	103,799	107,08
Andalucía	81,152	81,363	85,143	85,142	85,141	89,083	89,083	89,495	94,222	94,222	94,23	98,573	98,573	98,754	102,801	102,802	102,802	106,216
Aragón	82,041	82,048	87,01	85,214	85,209	89,467	89,848	89,848	93,353	93,843	94,072	98,103	98,57	98,7	103,006	103,499	103,509	106,589
Asturias (Principado de)	85,007	85,007	86,779	86,777	86,777	90,749	90,749	90,749	94,617	94,617	94,616	98,567	98,567	98,567	102,972	102,972	102,972	105,466
Balears (Illes)	80,474	80,968	82,609	84,952	84,952	86,576	89,669	89,669	91,911	94,449	94,449	96,855	99,284	99,284	101,476	102,119	104,075	106,679
Canarias	81,364	81,366	85,968	85,968	85,968	88,001	88,001	90,44	93,692	93,692	93,692	98,187	98,187	98,091	105,063	105,063	105,063	107,297
Cantabria	90,746	91,07	92,45	92,501	92,651	94,792	94,792	94,884	97,083	97,083	97,284	99,177	99,334	99,416	101,296	102,148	102,261	104,393
Castilla y León	85,585	85,58	88,092	88,092	88,099	91,365	91,369	91,369	95,086	95,086	95,089	98,902	98,944	98,944	102,227	102,227	102,279	105,17
Castilla - La Mancha	85,841	85,84	88,285	88,285	88,285	92,368	92,368	92,368	96,007	96,007	96,007	99,175	99,175	99,175	101,649	101,649	101,649	105,771
Cataluña	80,218	80,218	85,841	85,953	86,09	88,106	88,97	88,974	93,206	95,628	95,628	98,866	98,866	98,866	104,581	107,24	107,24	111,312
Comunitat Valenciana	83,698	84,354	82,762	82,776	84,45	89,298	89,441	89,561	95,922	96,1	96,174	99,049	99,063	98,962	102,263	102,299	102,299	106,255
Extremadura	83,949	83,949	86,219	86,219	86,219	89,407	89,407	90,127	94,39	94,39	94,39	98,351	98,351	98,984	102,191	102,191	102,528	105,108
Galicia	80,778	81,206	84,519	84,605	84,891	89,017	89,095	89,365	93,306	93,74	93,742	97,966	98,575	98,575	103,403	103,403	103,403	107,769
Madrid (Comunidad de)	87,462	87,746	89,185	89,185	93,507	95,111	95,111	95,111	96,914	97,18	97,18	99,285	99,285	99,285	101,489	101,489	101,489	103,505
Murcia (Región de)	98,568	98,568	88,418	88,418	88,913	89,318	89,318	89,318	93,583	93,583	93,583	98,082	98,082	98,25	103,668	103,668	103,668	107,807
Navarra (Comunidad Foral de)	86,205	86,262	89,473	89,473	89,473	91,472	96,324	96,324	99,891	99,891	99,928	101,894	99,158	99,201	102,893	102,893	103,146	104,324
País Vasco	79,037	79,415	82,857	82,89	83,319	87,371	87,382	88,151	92,628	92,667	92,89	97,576	98,243	98,573	103,694	103,756	104,204	109,26
Rioja (La)	84,959	84,959	87,69	87,69	87,69	91,083	91,083	91,083	95,062	95,062	95,062	98,793	98,793	98,793	102,477	102,477	102,477	105,267
Ceuta	101,946	101,946	103,719
Melilla	102,293	102,293	104,346
C. Valenciana/Nacional	1,010	1,015	0,961	0,960	0,968	0,992	0,989	0,987	1,015	1,008	1,008	1,003	1,002	1,001	0,992	0,986	0,986	0,992
C. Valenciana/Madrid	0,957	0,961	0,928	0,928	0,903	0,939	0,940	0,942	0,990	0,989	0,990	0,998	0,998	0,997	1,008	1,008	1,008	1,027
C. Valenciana/Cataluña	1,043	1,052	0,964	0,963	0,981	1,014	1,005	1,007	1,029	1,005	1,006	1,002	1,002	1,001	0,978	0,954	0,954	0,955
C. Valenciana/País Vasco	1,059	1,062	0,999	0,999	1,014	1,022	1,024	1,016	1,036	1,037	1,035	1,015	1,008	1,004	0,986	0,986	0,982	0,972
C. Valenciana/Castilla-La Mancha	0,975	0,983	0,937	0,938	0,957	0,967	0,968	0,970	0,999	1,001	1,002	0,999	0,999	0,998	1,006	1,006	1,006	1,005
C. Valenciana/Murcia	0,849	0,856	0,936	0,936	0,950	1,000	1,001	1,003	1,025	1,027	1,028	1,010	1,010	1,007	0,986	0,987	0,987	0,986
C. Valenciana/Aragón	1,020	1,028	0,951	0,971	0,991	0,998	0,995	0,997	1,028	1,024	1,022	1,010	1,005	1,003	0,993	0,988	0,988	0,997

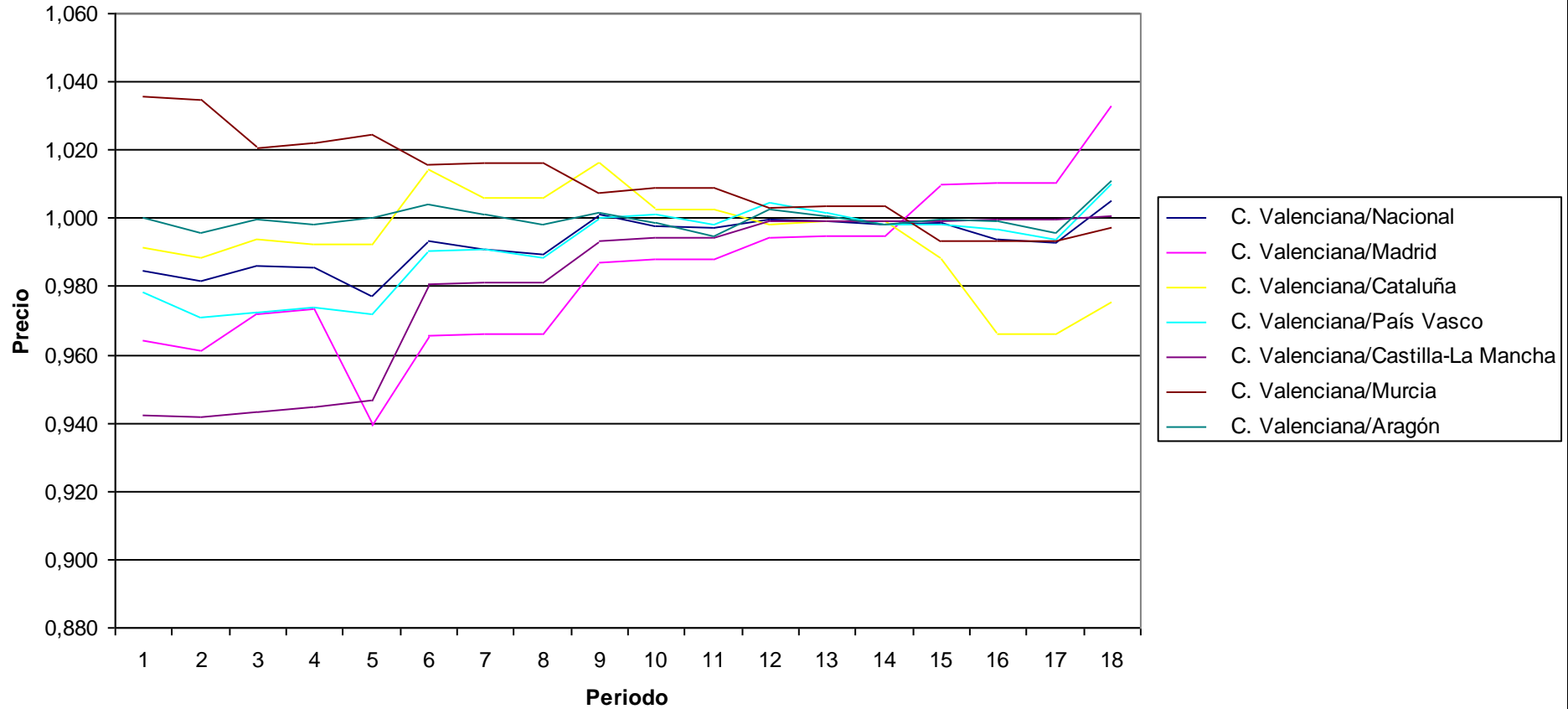
Precios: Educación infantil y primaria



PRECIOS: Educación secundaria
Indices por comunidades autónomas de rúbricas
 Unidades:Base 2006=100

	Indice																	
	2002M01	2002M06	2002M12	2003M01	2003M06	2003M12	2004M01	2004M06	2004M12	2005M01	2005M06	2005M12	2006M01	2006M06	2006M12	2007M01	2007M06	2007M12
Nacional	83,592	83,795	86,614	86,746	87,689	90,987	91,238	91,377	94,821	95,24	95,29	98,776	98,913	98,974	102,546	103,043	103,162	106,167
Andalucía	82,206	82,25	86,045	86,064	86,062	90,575	90,575	91,078	95,438	95,438	95,438	98,74	98,745	98,766	102,658	102,658	102,676	106,508
Aragón	82,306	82,624	85,398	85,648	85,652	90,003	90,33	90,571	94,773	95,18	95,535	98,472	98,746	98,972	102,44	102,509	102,842	105,537
Asturias (Principado de)	86,058	86,059	86,778	86,778	86,778	90,984	90,984	90,984	94,358	94,358	94,357	98,712	98,712	98,712	102,772	102,772	102,772	106,705
Baleares (Illes)	83,571	83,571	85,972	88,096	88,096	90,417	92,14	92,14	94,041	95,802	95,802	97,651	99,301	99,301	101,409	101,409	103,402	104,648
Canarias	82,198	82,198	87,332	87,332	87,332	91,011	91,011	91,798	94,234	94,234	94,234	97,979	97,979	97,979	104,966	104,966	104,966	106,676
Cantabria	87,967	87,967	90,385	90,385	90,385	93,121	93,121	93,121	95,803	95,803	95,803	99,106	99,106	99,106	102,06	102,06	102,06	104,364
Castilla y León	85,57	85,612	88,028	88,028	88,058	91,857	91,857	91,857	95,031	95,031	95,031	98,888	98,93	98,93	102,25	102,244	102,294	105,528
Castilla - La Mancha	87,351	87,351	90,506	90,506	90,506	92,163	92,163	92,163	95,596	95,596	95,596	98,839	98,874	98,874	102,461	102,461	102,461	106,664
Cataluña	83,054	83,228	85,917	86,142	86,351	89,094	89,89	89,89	93,413	94,807	94,807	98,914	98,914	98,914	103,662	106,029	106,029	109,412
Comunitat Valenciana	82,321	82,264	85,386	85,497	85,686	90,364	90,415	90,415	94,945	95,04	95,04	98,741	98,813	98,813	102,394	102,418	102,418	106,738
Extremadura	82,52	82,52	85,26	85,26	85,26	89,369	89,369	90,466	94,594	94,594	94,594	98,718	98,805	98,805	102,391	102,391	102,391	106,679
Galicia	80,441	81,142	84,589	84,85	85,098	89,205	89,445	89,668	93,863	94,472	94,472	97,97	98,854	98,854	102,698	102,698	102,698	106,789
Madrid (Comunidad de)	85,391	85,6	87,85	87,85	91,206	93,584	93,584	93,584	96,176	96,176	96,176	99,308	99,308	99,308	101,383	101,383	101,383	103,29
Murcia (Región de)	79,496	79,496	83,649	83,649	83,649	88,961	88,961	88,961	94,221	94,221	94,221	98,46	98,46	98,46	103,079	103,079	103,079	107,05
Navarra (Comunidad Foral de)	82,306	83,48	84,766	84,766	87,292	90,909	90,909	91,471	94,35	94,35	95,79	97,717	97,717	99,805	101,531	101,531	103,866	105,75
País Vasco	84,161	84,727	87,789	87,789	88,139	91,255	91,255	91,478	94,926	94,926	95,22	98,285	98,668	99,007	102,566	102,738	103,066	105,652
Rioja (La)	87,448	87,448	90,703	90,703	90,703	94,687	94,687	94,687	98,375	98,375	98,375	98,936	98,936	98,936	102,127	102,127	102,127	104,979
Ceuta	102,601	102,601	105,643
Melilla	102,171	102,171	104,427
C. Valenciana/Nacional	0,985	0,982	0,986	0,986	0,977	0,993	0,991	0,989	1,001	0,998	0,997	1,000	0,999	0,998	0,999	0,994	0,993	1,005
C. Valenciana/Madrid	0,964	0,961	0,972	0,973	0,939	0,966	0,966	0,966	0,987	0,988	0,988	0,994	0,995	0,995	1,010	1,010	1,010	1,033
C. Valenciana/Cataluña	0,991	0,988	0,994	0,993	0,992	1,014	1,006	1,006	1,016	1,002	1,002	0,998	0,999	0,999	0,988	0,966	0,966	0,976
C. Valenciana/País Vasco	0,978	0,971	0,973	0,974	0,972	0,990	0,991	0,988	1,000	1,001	0,998	1,005	1,001	0,998	0,998	0,997	0,994	1,010
C. Valenciana/Castilla-La Mancha	0,942	0,942	0,943	0,945	0,947	0,980	0,981	0,981	0,993	0,994	0,994	0,999	0,999	0,999	0,999	1,000	1,000	1,001
C. Valenciana/Murcia	1,036	1,035	1,021	1,022	1,024	1,016	1,016	1,016	1,008	1,009	1,009	1,003	1,004	1,004	0,993	0,994	0,994	0,997
C. Valenciana/Aragón	1,000	0,996	1,000	0,998	1,000	1,004	1,001	0,998	1,002	0,999	0,995	1,003	1,001	0,998	1,000	0,999	0,996	1,011

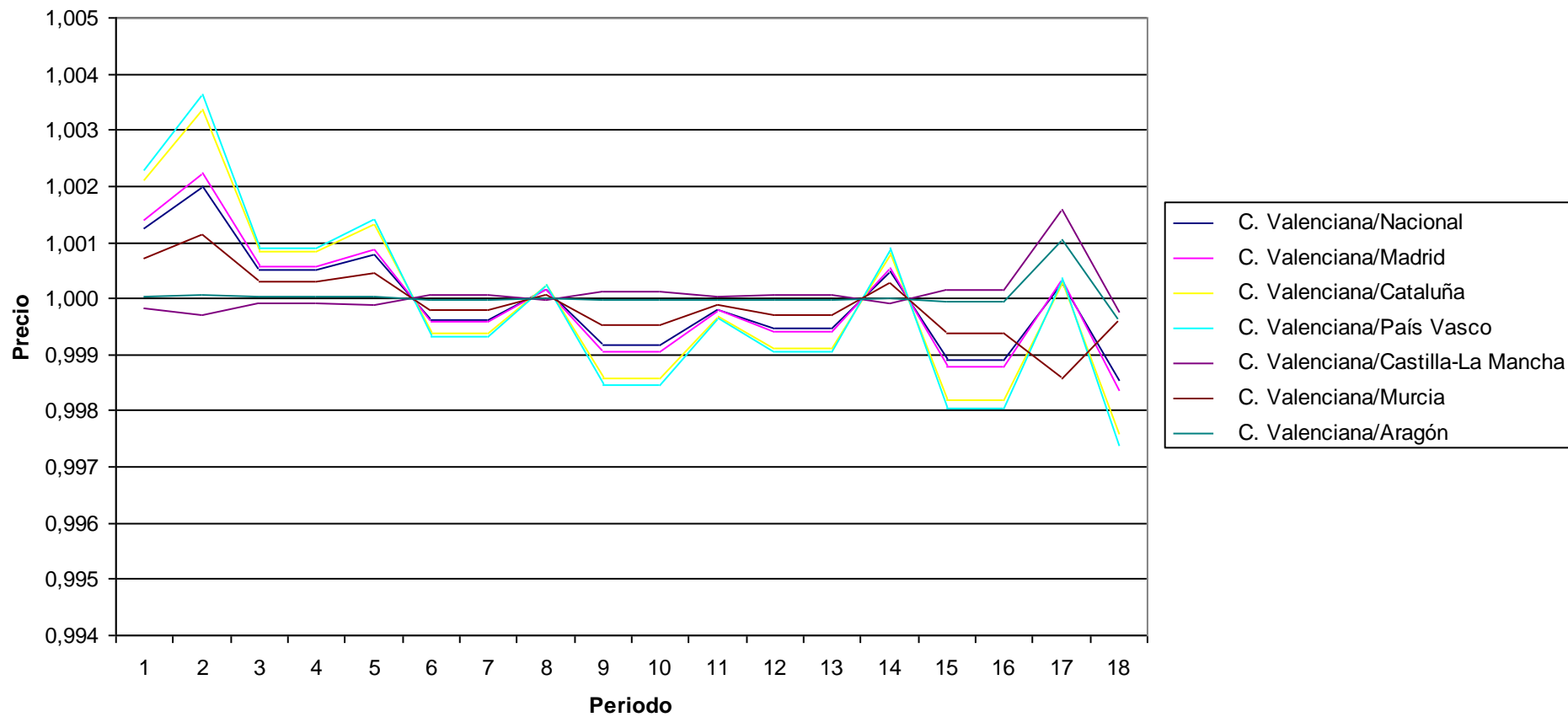
Precios: Educación secundaria



PRECIOS: Educación universitaria
Indices por comunidades autónomas de rúbricas
 Unidades:Base 2006=100

	Indice																		
	2002M01	2002M06	2002M12	2003M01	2003M06	2003M12	2004M01	2004M06	2004M12	2005M01	2005M06	2005M12	2006M01	2006M06	2006M12	2007M01	2007M06	2007M12	
Nacional	81,429	81,512	85,833	85,833	85,864	90,063	90,063	90,127	94,018	94,018	94,104	98,593	98,593	98,731	103,854	103,854	104,045	108,823	
Andalucía	81,643	81,853	85,922	85,922	86,002	89,992	89,992	90,154	93,854	93,854	94,068	98,486	98,486	98,831	103,622	103,622	103,97	108,532	
Aragón	81,528	81,67	85,874	85,874	85,928	90,03	90,03	90,14	93,942	93,942	94,087	98,544	98,544	98,777	103,746	103,746	103,964	108,702	
Asturias (Principado de)	81,378	81,43	85,811	85,811	85,831	90,08	90,08	90,121	94,058	94,058	94,112	98,619	98,619	98,706	103,91	103,91	104,072	108,891	
Balears (Illes)	81,464	81,568	85,847	85,847	85,887	90,051	90,051	90,132	93,991	93,991	94,098	98,576	98,576	98,747	103,816	103,816	104,053	108,768	
Canarias	81,445	81,538	85,839	85,839	85,875	90,058	90,058	90,129	94,006	94,006	94,101	98,585	98,585	98,738	103,836	103,836	104,064	108,793	
Cantabria	81,52	81,657	85,871	85,871	85,923	90,033	90,033	90,139	93,948	93,948	94,088	98,548	98,548	98,774	103,755	103,755	103,984	108,707	
Castilla y León	81,423	81,501	85,83	85,83	85,86	90,065	90,065	90,127	94,024	94,024	94,105	98,597	98,597	98,728	103,861	103,861	104,033	108,836	
Castilla - La Mancha	81,547	81,699	85,882	85,882	85,94	90,024	90,024	90,142	93,928	93,928	94,084	98,534	98,534	98,786	103,726	103,726	103,908	108,692	
Cataluña	81,36	81,401	85,803	85,803	85,819	90,086	90,086	90,119	94,072	94,072	94,115	98,629	98,629	98,698	103,93	103,93	104,042	108,927	
Comunitat Valenciana	81,532	81,676	85,876	85,876	85,931	90,029	90,029	90,14	93,939	93,939	94,086	98,541	98,541	98,779	103,741	103,741	104,072	108,662	
Extremadura	81,567	81,732	85,89	85,89	85,953	90,017	90,017	90,145	93,912	93,912	94,081	98,524	98,524	98,796	103,704	103,704	104,097	108,604	
Galicia	81,495	81,617	85,86	85,86	85,907	90,041	90,041	90,136	93,967	93,967	94,093	98,56	98,56	98,762	103,782	103,782	104,051	108,724	
Madrid (Comunidad de)	81,418	81,494	85,828	85,828	85,857	90,067	90,067	90,126	94,027	94,027	94,106	98,599	98,599	98,725	103,866	103,866	104,036	108,842	
Murcia (Región de)	81,474	81,584	85,851	85,851	85,893	90,048	90,048	90,133	93,984	93,984	94,096	98,571	98,571	98,752	103,805	103,805	104,22	108,703	
Navarra (Comunidad Foral de)	81,419	81,496	85,828	85,828	85,858	90,066	90,066	90,126	94,026	94,026	94,105	98,598	98,598	98,726	103,865	103,865	103,989	108,854	
País Vasco	81,346	81,38	85,798	85,798	85,811	90,091	90,091	90,117	94,083	94,083	94,118	98,635	98,635	98,691	103,945	103,945	104,033	108,949	
Rioja (La)	81,416	81,491	85,827	85,827	85,856	90,067	90,067	90,126	94,029	94,029	94,106	98,6	98,6	98,724	103,868	103,868	104,009	108,853	
Ceuta	103,31	103,957	108,113
Melilla	103,78	104,093	108,707
C. Valenciana/Nacional	1,001	1,002	1,001	1,001	1,001	1,000	1,000	1,000	0,999	0,999	1,000	0,999	0,999	1,000	0,999	0,999	1,000	0,999	0,999
C. Valenciana/Madrid	1,001	1,002	1,001	1,001	1,001	1,000	1,000	1,000	0,999	0,999	1,000	0,999	0,999	1,001	0,999	0,999	1,000	0,998	0,998
C. Valenciana/Cataluña	1,002	1,003	1,001	1,001	1,001	0,999	0,999	1,000	0,999	0,999	1,000	0,999	0,999	1,001	0,998	0,998	1,000	0,998	0,998
C. Valenciana/País Vasco	1,002	1,004	1,001	1,001	1,001	0,999	0,999	1,000	0,998	0,998	1,000	0,999	0,999	1,001	0,998	0,998	1,000	0,997	0,997
C. Valenciana/Castilla-La Mancha	1,000	1,000	1,000	1,000	1,000	1,000	1,000	1,000	1,000	1,000	1,000	1,000	1,000	1,000	1,000	1,000	1,000	1,002	1,000
C. Valenciana/Murcia	1,001	1,001	1,000	1,000	1,000	1,000	1,000	1,000	1,000	1,000	1,000	1,000	1,000	1,000	1,000	0,999	0,999	0,999	1,000
C. Valenciana/Aragón	1,000	1,000	1,000	1,000	1,000	1,000	1,000	1,000	1,000	1,000	1,000	1,000	1,000	1,000	1,000	1,000	1,000	1,001	1,000

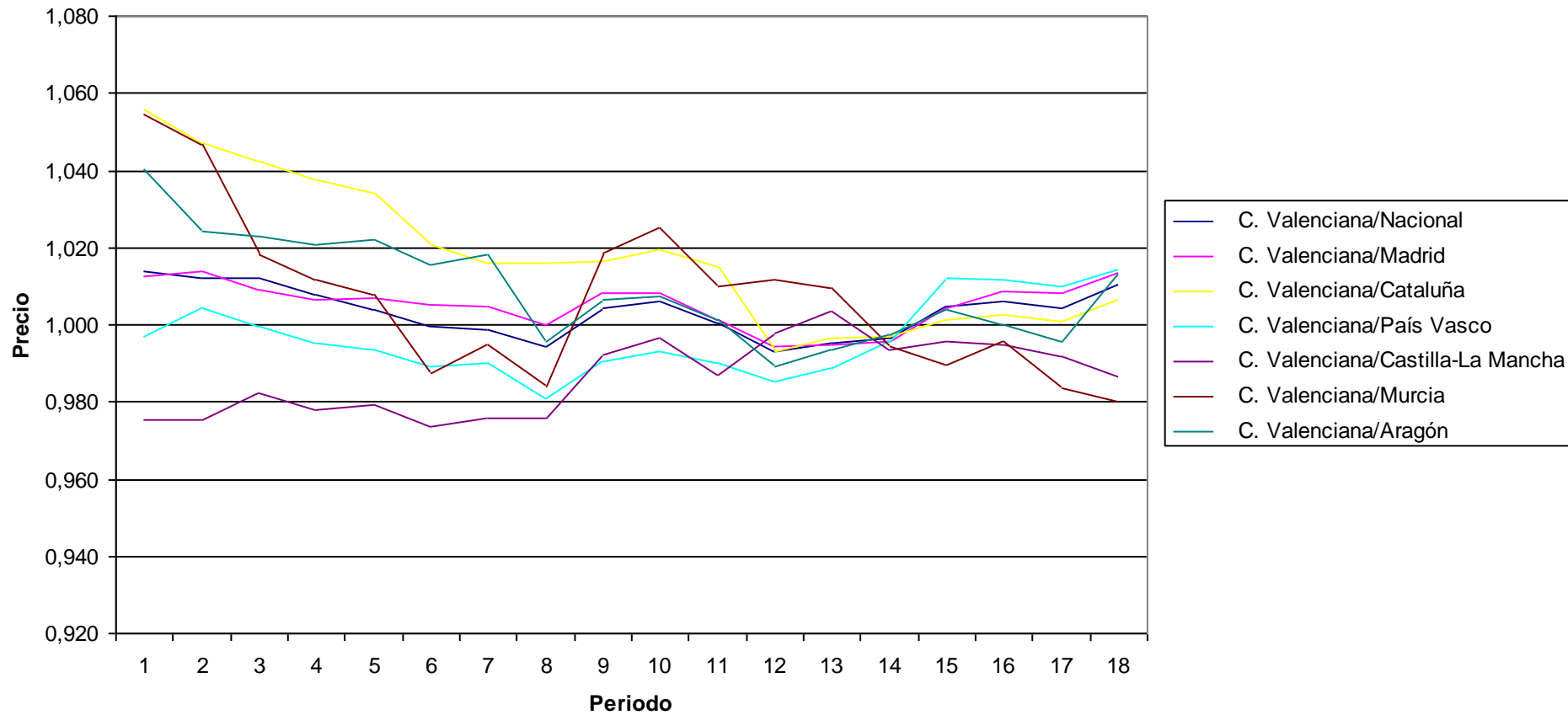
Precios: Educación universitaria



PRECIOS: Otros gastos de enseñanza
Indices por comunidades autónomas de rúbricas
 Unidades: Base 2006=100

	Indice																	
	2002M01	2002M06	2002M12	2003M01	2003M06	2003M12	2004M01	2004M06	2004M12	2005M01	2005M06	2005M12	2006M01	2006M06	2006M12	2007M01	2007M06	2007M12
Nacional	85,332	86,422	88,919	89,171	89,885	91,843	92,278	92,978	95,501	95,673	96,262	98,4	98,714	99,518	101,879	102,19	102,9	105,17
Andalucía	85,013	86,222	88,602	88,979	90,027	92,289	92,505	93,612	95,542	95,422	95,832	98,216	98,678	99,228	101,85	102,387	103,163	105,411
Aragón	83,185	85,421	87,978	88,007	88,295	90,379	90,523	92,873	95,283	95,555	96,189	98,785	98,848	99,423	101,968	102,819	103,774	104,841
Asturias (Principado de)	87,676	89,052	90,211	90,954	91,092	92,38	92,925	93,222	94,613	94,809	96,221	97,426	97,905	99,167	102,437	102,539	102,426	105,001
Baleares (Illes)	87,503	87,751	90,809	90,993	92,315	93,14	93,922	95,468	96,894	96,894	98,259	99,069	99,226	99,691	101,708	102,047	103,036	104,916
Canarias	87,357	87,981	89,372	89,459	91,232	91,876	92,804	94,002	97,274	97,498	97,837	99,414	99,218	99,937	100,614	100,917	101,655	102,957
Cantabria	87,681	89,052	91,838	92,062	92,959	94,068	94,569	94,635	98,439	98,439	97,295	99,531	99,549	99,72	100,882	101,23	101,592	104,308
Castilla y León	87,661	88,473	89,413	90,083	90,726	92,485	93,197	93,865	95,526	96,164	96,864	98,086	98,724	99,759	101,748	102,168	102,665	104,536
Castilla - La Mancha	88,728	89,705	91,649	91,859	92,162	94,308	94,443	94,755	96,662	96,602	97,574	97,93	97,902	99,782	102,842	103,357	104,206	107,668
Cataluña	81,947	83,556	86,334	86,609	87,258	89,931	90,702	91,019	94,357	94,422	94,879	98,401	98,59	99,449	102,268	102,529	103,256	105,555
Comunitat Valenciana	86,525	87,481	90,007	89,851	90,243	91,803	92,154	92,458	95,908	96,255	96,319	97,718	98,228	99,154	102,384	102,803	103,341	106,244
Extremadura	88,948	89,506	90,602	92,23	92,859	95,601	95,937	96,471	97,469	97,785	98,571	98,955	99,304	99,752	100,756	101,006	101,342	102,685
Galicia	88,292	89,34	91,115	91,484	93,148	94,285	94,285	94,765	96,399	96,55	97,544	99,157	99,282	99,922	100,875	101,158	102,451	103,607
Madrid (Comunidad de)	85,444	86,27	89,208	89,256	89,615	91,328	91,72	92,467	95,109	95,49	96,177	98,265	98,747	99,586	101,931	101,942	102,52	104,836
Murcia (Región de)	82,052	83,594	88,399	88,826	89,543	92,951	92,645	93,942	94,175	93,897	95,384	96,577	97,323	99,717	103,442	103,251	105,061	108,423
Navarra (Comunidad Foral de)	85,534	86,5	90,614	90,636	91,73	94,992	94,992	95,293	97,326	97,326	98,658	99,653	99,678	99,769	101,108	101,094	101,61	105,126
País Vasco	86,774	87,117	90,048	90,271	90,818	92,793	93,066	94,261	96,834	96,945	97,283	99,181	99,355	99,598	101,142	101,598	102,314	104,759
Rioja (La)	83,015	82,237	86,979	88,106	88,344	90,771	90,863	91,088	92,697	92,697	94,26	99,239	99,267	99,427	102,608	102,981	103,151	105,339
Ceuta
Melilla
C. Valenciana/Nacional	1,014	1,012	1,012	1,008	1,004	1,000	0,999	0,994	1,004	1,006	1,001	0,993	0,995	0,996	1,005	1,006	1,004	1,010
C. Valenciana/Madrid	1,013	1,014	1,009	1,007	1,007	1,005	1,005	1,000	1,008	1,008	1,001	0,994	0,995	0,996	1,004	1,008	1,008	1,013
C. Valenciana/Cataluña	1,056	1,047	1,043	1,037	1,034	1,021	1,016	1,016	1,016	1,019	1,015	0,993	0,996	0,997	1,001	1,003	1,001	1,007
C. Valenciana/País Vasco	0,997	1,004	1,000	0,995	0,994	0,989	0,990	0,981	0,990	0,993	0,990	0,985	0,989	0,996	1,012	1,012	1,010	1,014
C. Valenciana/Castilla-La Mancha	0,975	0,975	0,982	0,978	0,979	0,973	0,976	0,976	0,992	0,996	0,987	0,998	1,003	0,994	0,996	0,995	0,992	0,987
C. Valenciana/Murcia	1,055	1,046	1,018	1,012	1,008	0,988	0,995	0,984	1,018	1,025	1,010	1,012	1,009	0,994	0,990	0,996	0,984	0,980
C. Valenciana/Aragón	1,040	1,024	1,023	1,021	1,022	1,016	1,018	0,996	1,007	1,007	1,001	0,989	0,994	0,997	1,004	1,000	0,996	1,013

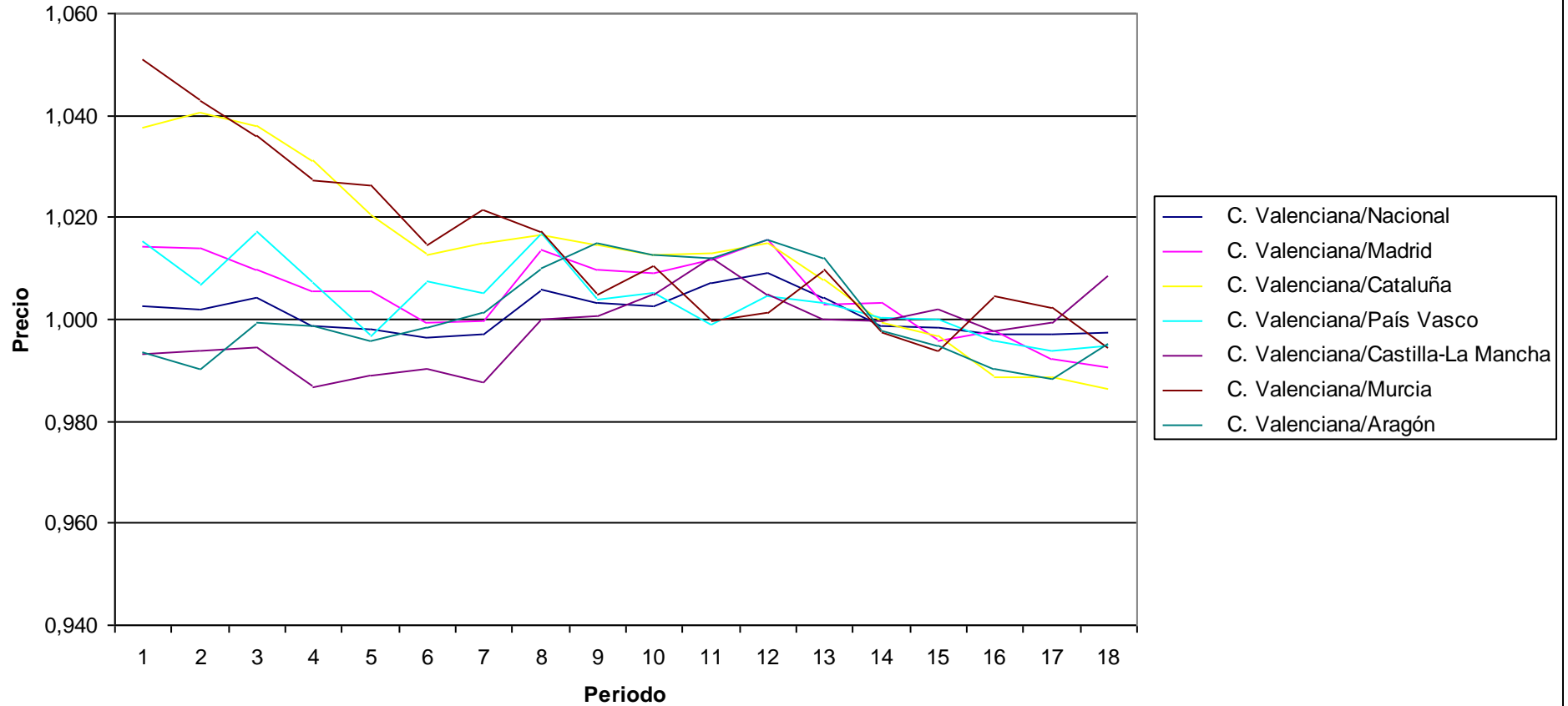
Precios: Otros gastos de enseñanza



PRECIOS: Artículos de uso personal
Índices por comunidades autónomas de rúbricas
 Unidades: Base 2006=100

	Índice																	
	2002M01	2002M06	2002M12	2003M01	2003M06	2003M12	2004M01	2004M06	2004M12	2005M01	2005M06	2005M12	2006M01	2006M06	2006M12	2007M01	2007M06	2007M12
Nacional	87,283	89,154	90,315	90,501	92,058	92,637	92,798	94,342	94,831	94,994	97,124	97,889	98,241	100,039	101,03	101,444	103,443	104,177
Andalucía	89,62	91,728	92,444	92,349	92,973	93,441	93,571	94,552	95,58	95,919	96,881	97,983	97,876	100,446	100,845	101,083	102,893	103,363
Aragón	88,079	90,205	90,735	90,508	92,269	92,459	92,41	93,958	93,718	94,057	96,646	97,253	97,481	100,15	101,399	102,147	104,372	104,426
Asturias (Principado de)	87,186	88,401	89,17	91,314	92,409	92,615	92,659	93,812	94,699	94,824	96,493	97,32	97,353	100,21	101,008	101,158	104,062	105,06
Baleares (Illes)	88,157	89,175	90,964	91,181	93,577	93,513	93,686	96,017	95,716	96,316	98,16	98,901	99,315	100,054	100,859	101,254	102,158	102,371
Canarias	92,695	94,383	94,874	94,507	95,356	96,857	96,865	97,011	97,908	97,287	98,101	97,612	98,584	100,197	100,572	101,227	102,14	103,051
Cantabria	90,158	90,806	91,725	92,014	93,621	93,588	93,365	94,443	94,993	95,209	97,169	98,346	98,722	99,635	101,442	101,917	105,217	105,141
Castilla y León	88,257	90,001	91,557	91,917	93,423	93,593	93,966	94,912	94,647	94,782	96,98	98,242	98,736	99,933	101,192	101,965	103,488	104,239
Castilla - La Mancha	88,096	89,878	91,184	91,61	92,904	93,225	93,682	94,882	95,067	94,778	96,67	98,286	98,654	99,943	100,693	101,374	103,217	102,996
Cataluña	84,328	85,826	87,38	87,665	90,026	91,16	91,191	93,349	93,762	94,032	96,568	97,331	97,905	100,001	101,2	102,308	104,325	105,353
Comunitat Valenciana	87,498	89,317	90,682	90,381	91,87	92,317	92,537	94,89	95,126	95,234	97,821	98,777	98,657	99,92	100,875	101,137	103,138	103,91
Extremadura	88,526	90,578	91,144	91,033	92,125	92,265	93,106	95,099	94,099	94,759	97,07	97,526	98,704	100,614	100,544	100,341	102,354	103,106
Galicia	89,733	92,222	92,759	92,999	94,029	94,139	94,108	96,005	95,971	96,226	98,104	98,438	98,531	100,333	100,89	100,827	102,594	103,451
Madrid (Comunidad de)	86,258	88,077	89,82	89,879	91,366	92,385	92,557	93,609	94,203	94,362	96,703	97,272	98,358	99,607	101,291	101,365	103,954	104,907
Murcia (Región de)	83,267	85,65	87,53	87,981	89,507	90,975	90,588	93,285	94,665	94,249	97,855	98,637	97,717	100,19	101,496	100,67	102,889	104,537
Navarra (Comunidad Foral de)	85,386	88,543	88,319	89,051	91,691	92,336	92,838	94,575	94,716	95,289	96,358	96,81	97,943	99,852	101,168	102,129	104,917	105,332
País Vasco	86,174	88,724	89,16	89,732	92,18	91,647	92,048	93,312	94,747	94,75	97,902	98,345	98,325	99,878	100,871	101,581	103,774	104,458
Rioja (La)	85,48	86,622	87,289	87,427	89,358	90,168	91,658	92,781	93,031	93,073	96,532	97,331	97,695	100,341	101,447	101,526	103,13	104,114
Ceuta	100,598	102,393	102,667
Melilla	98,69	99,836	100,835
C. Valenciana/Nacional	1,002	1,002	1,004	0,999	0,998	0,997	0,997	1,006	1,003	1,003	1,007	1,009	1,004	0,999	0,998	0,997	0,997	0,997
C. Valenciana/Madrid	1,014	1,014	1,010	1,006	1,006	0,999	1,000	1,014	1,010	1,009	1,012	1,015	1,003	1,003	0,996	0,998	0,992	0,990
C. Valenciana/Cataluña	1,038	1,041	1,038	1,031	1,020	1,013	1,015	1,017	1,015	1,013	1,013	1,015	1,008	0,999	0,997	0,989	0,989	0,986
C. Valenciana/País Vasco	1,015	1,007	1,017	1,007	0,997	1,007	1,005	1,017	1,004	1,005	0,999	1,004	1,003	1,000	1,000	0,996	0,994	0,995
C. Valenciana/Castilla-La Mancha	0,993	0,994	0,994	0,987	0,989	0,990	0,988	1,000	1,001	1,005	1,012	1,005	1,000	1,000	1,002	0,998	0,999	1,009
C. Valenciana/Murcia	1,051	1,043	1,036	1,027	1,026	1,015	1,022	1,017	1,005	1,010	1,000	1,001	1,010	0,997	0,994	1,005	1,002	0,994
C. Valenciana/Aragón	0,993	0,990	0,999	0,999	0,996	0,998	1,001	1,010	1,015	1,013	1,012	1,016	1,012	0,998	0,995	0,990	0,988	0,995

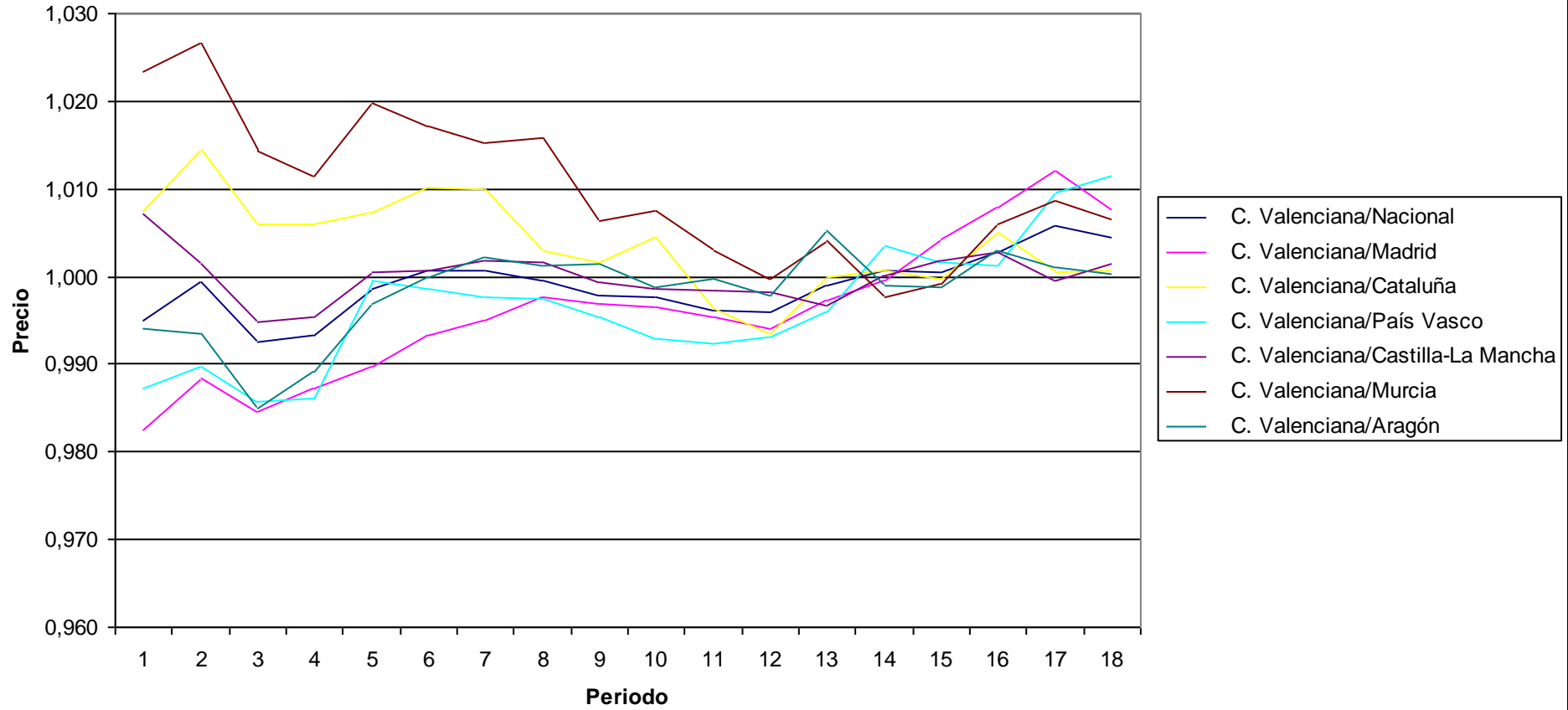
Precios: Artículos de uso personal



PRECIOS: Turismo y hostelería
Indices por comunidades autónomas de rúbricas
 Unidades:Base 2006=100

	Indice																	
	2002M01	2002M06	2002M12	2003M01	2003M06	2003M12	2004M01	2004M06	2004M12	2005M01	2005M06	2005M12	2006M01	2006M06	2006M12	2007M01	2007M06	2007M12
Nacional	82,137	85,378	86,606	86,396	88,576	89,765	89,703	92,017	93,523	93,144	95,6	97,591	97,233	99,864	101,357	101,138	104,375	105,915
Andalucía	80,86	83,945	85,312	85,322	87,211	88,517	88,724	91,105	92,84	92,669	95,255	97,029	96,953	99,924	101,652	101,788	104,43	106,009
Aragón	82,218	85,882	87,271	86,766	88,731	89,841	89,571	91,861	93,174	93,04	95,261	97,409	96,625	100,029	101,519	101,11	104,867	106,351
Asturias (Principado de)	82,999	86,29	88,11	87,591	89,679	91,458	91,219	93,578	94,604	94,136	96,505	97,845	97,368	99,488	101,465	101,004	104,746	106,415
Baleares (Illes)	81,845	85,631	86,974	86,524	89,034	90,061	89,656	92,641	94,756	94,419	96,496	97,669	97,028	100,295	101,703	101,467	105,09	105,985
Canarias	86,803	89,719	91,358	91,144	92,404	93,002	92,818	94,04	95,196	94,719	96,293	97,941	97,546	99,935	101,132	100,668	102,947	104,774
Cantabria	83,753	87,202	89,077	88,721	90,699	92,037	91,695	93,337	95,121	94,6	96,606	98,289	98,11	99,388	101,783	101,409	105,212	107,362
Castilla y León	83,109	86,528	87,314	86,993	89,156	90,02	89,823	92,298	93,394	93,078	95,476	97,347	97,276	99,846	101,086	101,018	104,122	105,251
Castilla - La Mancha	81,157	85,211	86,404	86,216	88,408	89,765	89,597	91,835	93,38	93,056	95,386	97,363	97,455	99,921	101,21	101,126	105,021	106,245
Cataluña	81,119	84,114	85,454	85,303	87,814	88,932	88,878	91,71	93,163	92,519	95,582	97,831	97,137	99,855	101,422	100,908	104,912	106,321
Comunitat Valenciana	81,731	85,329	85,959	85,82	88,453	89,832	89,767	91,98	93,312	92,928	95,232	97,196	97,13	99,923	101,401	101,411	104,972	106,389
Extremadura	83,881	87,046	88,477	88,402	90,494	91,174	91,15	93,482	95,064	94,662	96,842	98,249	97,724	99,805	101,637	101,437	105,291	106,467
Galicia	82,331	85,394	86,709	86,536	88,488	89,585	89,828	92,103	93,904	93,63	95,456	97,536	97,31	99,832	101,675	101,521	104,486	106,391
Madrid (Comunidad de)	83,189	86,337	87,306	86,933	89,379	90,43	90,224	92,201	93,605	93,261	95,666	97,773	97,389	99,961	100,965	100,623	103,715	105,606
Murcia (Región de)	79,87	83,124	84,743	84,849	86,732	88,317	88,423	90,546	92,726	92,233	94,956	97,226	96,744	100,154	101,493	100,804	104,077	105,688
Navarra (Comunidad Foral de)	82,146	85,203	88,145	87,596	89,465	90,876	90,416	92,181	94,536	93,731	95,739	98,542	97,454	99,411	101,141	100,472	102,569	104,672
País Vasco	82,786	86,216	87,206	87,026	88,492	89,962	89,982	92,207	93,74	93,598	95,975	97,879	97,527	99,579	101,24	101,29	103,974	105,175
Rioja (La)	82,245	85,233	87,601	87,348	89,502	90,606	90,501	92,888	94,542	93,528	95,179	97,442	97,022	99,465	101,971	101,17	103,726	104,848
Ceuta	100,151	102,632	103,179
Melilla	100,566	102,795	104,572
C. Valenciana/Nacional	0,995	0,999	0,993	0,993	0,999	1,001	1,001	1,000	0,998	0,998	0,996	0,996	0,999	1,001	1,000	1,003	1,006	1,004
C. Valenciana/Madrid	0,982	0,988	0,985	0,987	0,990	0,993	0,995	0,998	0,997	0,996	0,995	0,994	0,997	1,000	1,004	1,008	1,012	1,007
C. Valenciana/Cataluña	1,008	1,014	1,006	1,006	1,007	1,010	1,010	1,003	1,002	1,004	0,996	0,994	1,000	1,001	1,000	1,005	1,001	1,001
C. Valenciana/País Vasco	0,987	0,990	0,986	0,986	1,000	0,999	0,998	0,998	0,995	0,993	0,992	0,993	0,996	1,003	1,002	1,001	1,010	1,012
C. Valenciana/Castilla-La Mancha	1,007	1,001	0,995	0,995	1,001	1,001	1,002	1,002	0,999	0,999	0,998	0,998	0,997	1,000	1,002	1,003	1,000	1,001
C. Valenciana/Murcia	1,023	1,027	1,014	1,011	1,020	1,017	1,015	1,016	1,006	1,008	1,003	1,000	1,004	0,998	0,999	1,006	1,009	1,007
C. Valenciana/Aragón	0,994	0,994	0,985	0,989	0,997	1,000	1,002	1,001	1,001	1,001	0,999	1,000	0,998	1,005	0,999	0,999	1,003	1,001

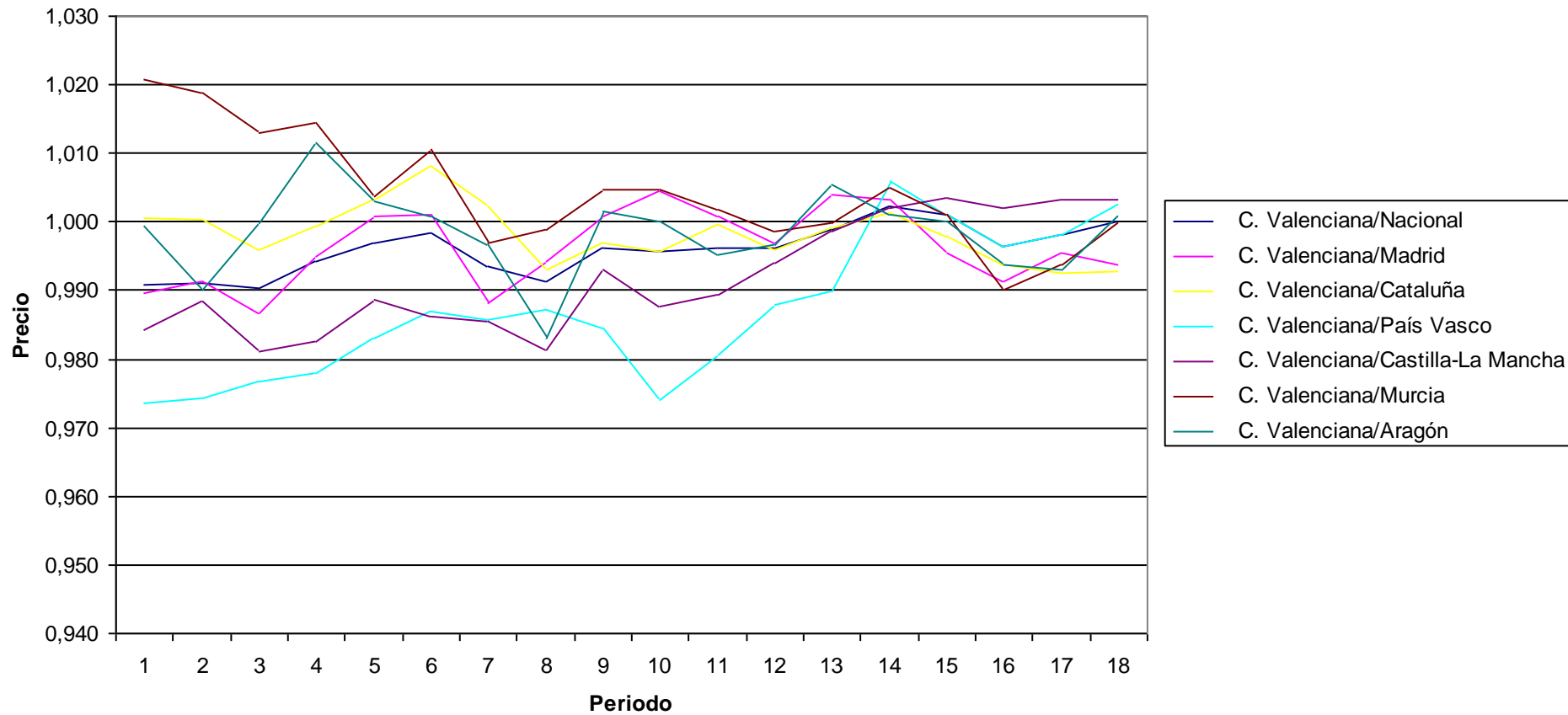
Precios: Turismo y hostelería



PRECIOS: Otros bienes y servicios
Indices por comunidades autónomas de rúbricas
 Unidades: Base 2006=100

	Indice																	
	2002M01	2002M06	2002M12	2003M01	2003M06	2003M12	2004M01	2004M06	2004M12	2005M01	2005M06	2005M12	2006M01	2006M06	2006M12	2007M01	2007M06	2007M12
Nacional	85,067	86,059	86,716	88,037	88,946	89,489	91,203	92,092	92,55	94,016	94,921	96,071	97,945	100,376	101,855	103,182	104,368	105,573
Andalucía	85,021	85,867	86,175	87,751	88,692	89,297	91,085	92,018	92,501	93,973	94,588	95,705	98,063	100,314	101,783	103,335	104,317	105,425
Aragón	84,339	86,147	85,879	86,526	88,414	89,269	90,907	92,857	92,055	93,593	95,034	96,039	97,301	100,495	101,96	103,439	104,894	105,456
Asturias (Principado de)	88,174	89,009	88,978	90,793	91,367	90,979	92,904	93,673	93,82	95,757	97,203	97,164	99,263	100,128	100,695	102,516	103,677	105,836
Baleares (Illes)	84,367	85,29	87,295	88,301	88,944	90,278	91,166	91,688	92,946	94,41	94,827	96,1	98,45	99,729	101,551	102,783	103,017	103,401
Canarias	88,101	88,723	89,28	90,223	90,444	91,163	93,168	93,469	93,983	95,56	96,441	96,765	98,762	100,343	100,942	102,25	102,966	103,877
Cantabria	84,135	84,457	84,971	86,122	88,379	89,614	90,055	91,424	91,559	92,372	95,522	95,814	96,861	100,003	101,908	103,216	103,969	105,076
Castilla y León	86,05	86,973	87,556	88,456	89,65	90,252	91,518	92,738	92,896	94,033	95,039	95,877	97,253	100,681	101,859	102,974	104,227	105,752
Castilla - La Mancha	85,646	86,3	87,517	89,095	89,686	90,588	91,932	93,022	92,848	94,782	95,58	96,29	97,97	100,403	101,62	102,597	103,835	105,229
Cataluña	84,245	85,281	86,229	87,582	88,381	88,615	90,402	91,941	92,494	94,005	94,609	96,092	97,911	100,468	102,179	103,46	104,936	106,351
Comunitat Valenciana	84,294	85,299	85,872	87,532	88,674	89,34	90,603	91,293	92,205	93,611	94,57	95,713	97,83	100,601	101,973	102,802	104,165	105,579
Extremadura	84,131	85,338	85,951	87,743	88,394	88,773	90,738	91,846	92,178	93,732	94,299	95,432	97,492	100,683	102,074	104,205	105,176	105,109
Galicia	85,12	86,887	87,177	88,361	89,485	90,395	91,634	92,424	92,704	93,891	94,814	96,222	98,338	100,593	100,845	102,347	103,575	104,367
Madrid (Comunidad de)	85,187	86,04	87,02	87,983	88,598	89,253	91,682	91,824	92,123	93,196	94,503	96,01	97,439	100,27	102,429	103,695	104,639	106,235
Murcia (Región de)	82,581	83,715	84,764	86,292	88,341	88,412	90,883	91,404	91,777	93,181	94,407	95,836	97,849	100,099	101,876	103,831	104,809	105,559
Navarra (Comunidad Foral de)	87,308	87,826	88,841	89,735	90,126	90,614	91,456	92,337	93,104	95,212	96,432	97,413	98,912	100,084	100,767	102,469	106,769	106,322
País Vasco	86,59	87,556	87,907	89,503	90,196	90,525	91,917	92,478	93,665	96,113	96,429	96,875	98,82	100,005	101,858	103,168	104,371	105,325
Rioja (La)	81,233	82,111	82,36	83,823	84,534	84,985	87,104	87,935	88,604	90,29	92,114	95,056	96,493	100,655	102,316	103,778	105,673	105,242
Ceuta	102,134	102,992	103,665
Melilla	104,338	105,225	107,649
C. Valenciana/Nacional	0,991	0,991	0,990	0,994	0,997	0,998	0,993	0,991	0,996	0,996	0,996	0,996	0,999	1,002	1,001	0,996	0,998	1,000
C. Valenciana/Madrid	0,990	0,991	0,987	0,995	1,001	1,001	0,988	0,994	1,001	1,004	1,001	0,997	1,004	1,003	0,996	0,991	0,995	0,994
C. Valenciana/Cataluña	1,001	1,000	0,996	0,999	1,003	1,008	1,002	0,993	0,997	0,996	1,000	0,996	0,999	1,001	0,998	0,994	0,993	0,993
C. Valenciana/País Vasco	0,973	0,974	0,977	0,978	0,983	0,987	0,986	0,987	0,984	0,974	0,981	0,988	0,990	1,006	1,001	0,996	0,998	1,002
C. Valenciana/Castilla-La Mancha	0,984	0,988	0,981	0,982	0,989	0,986	0,986	0,981	0,993	0,988	0,989	0,994	0,999	1,002	1,003	1,002	1,003	1,003
C. Valenciana/Murcia	1,021	1,019	1,013	1,014	1,004	1,010	0,997	0,999	1,005	1,005	1,002	0,999	1,000	1,005	1,001	0,990	0,994	1,000
C. Valenciana/Aragón	0,999	0,990	1,000	1,012	1,003	1,001	0,997	0,983	1,002	1,000	0,995	0,997	1,005	1,001	1,000	0,994	0,993	1,001

Precios: Otros bienes y servicios



8.4.2. Subgrupos.

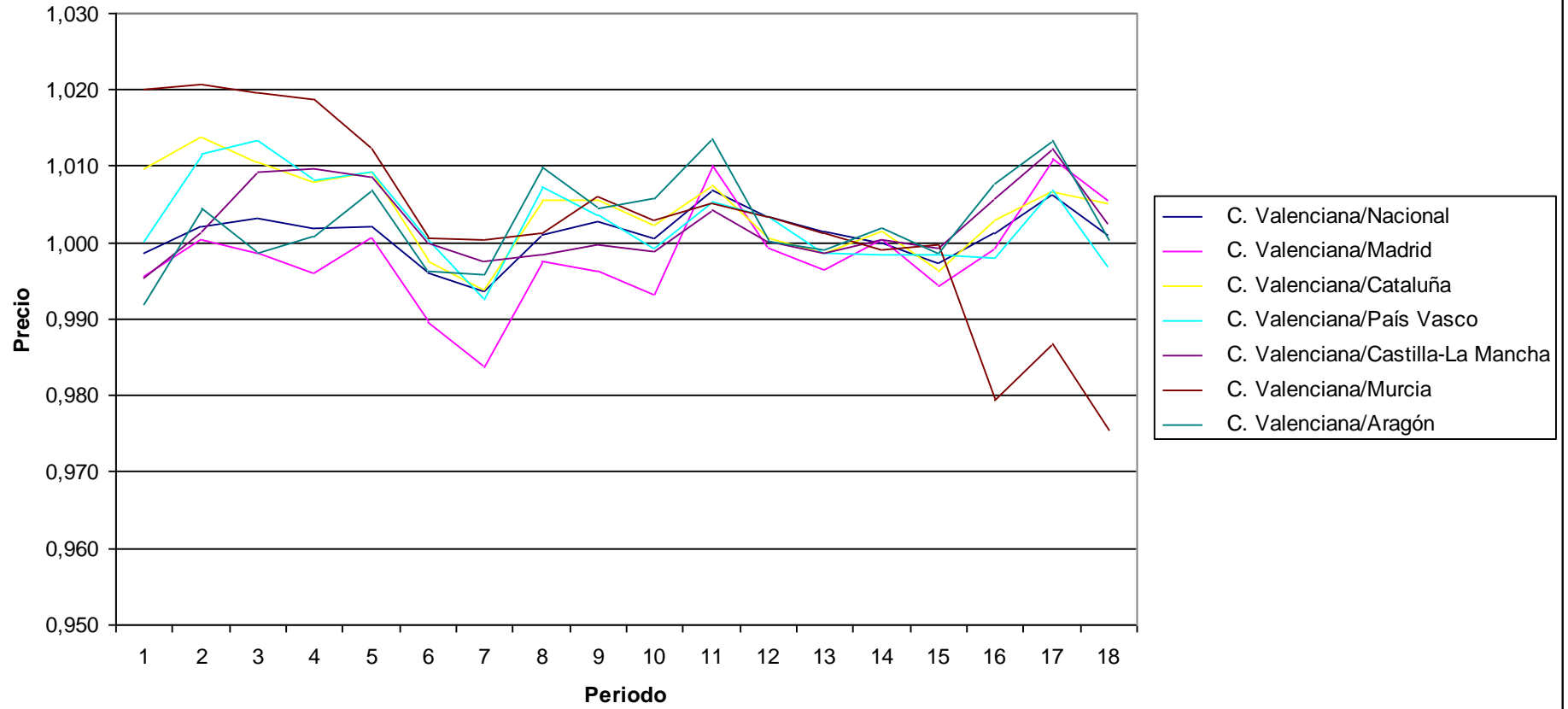
PRECIOS: Alimentos

Indices por comunidades autónomas de subgrupos

Unidades: Base 2006=100

	Indice																	
	2002M01	2002M06	2002M12	2003M01	2003M06	2003M12	2004M01	2004M06	2004M12	2005M01	2005M06	2005M12	2006M01	2006M06	2006M12	2007M01	2007M06	2007M12
Nacional	84,09	85,646	87,798	88,244	88,607	91,394	91,834	92,847	94,255	94,934	95,895	98,296	99,227	99,892	101,42	101,559	102,646	108,333
Andalucía	83,636	85,787	87,579	87,963	88,569	91,165	91,334	93,132	94,157	94,835	96,223	97,723	98,611	100,101	101,403	101,388	102,859	108,55
Aragón	84,654	85,452	88,2	88,351	88,188	91,389	91,639	92,028	94,084	94,446	95,254	98,619	99,474	99,689	101,29	100,919	101,917	108,403
Asturias (Principado de)	85,196	86,59	88,55	88,747	89,222	91,685	92,051	92,607	94,045	94,463	95,41	98,047	99,055	99,688	101,573	101,252	102,257	107,883
Baleares (Illes)	84,26	86,307	88,516	88,817	89,895	92,062	92,145	93,227	94,152	94,507	95,381	97,645	98,361	99,873	101,494	100,806	102,904	108,278
Canarias	86,559	89,045	90,006	90,272	91,923	92,879	93,341	94,416	94,833	95,318	96,025	97,744	98,664	100,197	100,951	102,444	103,791	109,834
Cantabria	83,342	84,602	87,024	87,464	87,153	90,572	90,804	91,791	93,087	93,823	94,64	97,832	98,773	100,062	101,512	100,99	101,941	107,756
Castilla y León	84,479	85,461	87,779	88,138	88,142	91,037	91,313	92,507	94,148	94,762	95,503	97,902	98,81	99,915	101,581	101,639	102,784	108,857
Castilla - La Mancha	84,368	85,706	87,288	87,574	88,034	91,049	91,472	93,078	94,54	95,105	96,131	98,622	99,503	99,844	101,217	101,116	102,029	108,189
Cataluña	83,179	84,659	87,172	87,721	87,982	91,269	91,818	92,418	93,981	94,777	95,831	98,575	99,518	99,733	101,529	101,383	102,596	107,867
Comunitat Valenciana	83,978	85,827	88,086	88,416	88,794	91,04	91,25	92,933	94,513	94,994	96,548	98,64	99,376	99,884	101,143	101,69	103,284	108,432
Extremadura	87,016	88,612	89,855	90,202	90,215	93,096	93,261	93,953	95,546	96,128	96,791	98,501	99,424	99,8	101,412	101,347	102,476	108,496
Galicia	84,766	86,303	88,441	89,026	89,583	91,334	91,974	93,077	93,657	94,5	95,918	98,219	99,117	99,852	101,288	101,002	101,642	107,12
Madrid (Comunidad de)	84,342	85,787	88,211	88,762	88,749	92,005	92,761	93,158	94,869	95,634	95,582	98,711	99,734	99,848	101,723	101,755	102,172	107,847
Murcia (Región de)	82,333	84,083	86,388	86,79	87,72	90,994	91,22	92,826	93,946	94,709	96,052	98,306	99,257	99,666	101,165	103,819	104,677	111,169
Navarra (Comunidad Foral de)	84,513	85,517	87,464	87,865	88,266	91,307	91,642	92,453	94,253	94,818	95,235	98,775	99,778	99,809	101,161	101,291	101,567	108,04
País Vasco	83,958	84,838	86,925	87,705	87,982	90,999	91,931	92,26	94,173	95,071	96,033	98,301	99,508	100,047	101,301	101,895	102,582	108,788
Rioja (La)	84,057	84,46	87,092	87,328	87,793	90,197	90,769	90,691	92,95	93,8	94,382	98,128	99,31	99,795	101,45	101,376	102,211	107,78
Ceuta	85,409	87,321	88,995	89,448	90,921	94,617	94,956	96,606	97,305	97,337	97,69	98,147	99,188	99,637	101,419	101,071	101,485	106,556
Melilla	77,255	79,579	82,318	82,601	83,416	87,677	87,986	90,856	93,014	93,273	94,354	96,798	97,812	99,54	102,484	103,38	104,118	109,841
C. Valenciana/Nacional	0,999	1,002	1,003	1,002	1,002	0,996	0,994	1,001	1,003	1,001	1,007	1,003	1,002	1,000	0,997	1,001	1,006	1,001
C. Valenciana/Madrid	0,996	1,000	0,999	0,996	1,001	0,990	0,984	0,998	0,996	0,993	1,010	0,999	0,996	1,000	0,994	0,999	1,011	1,005
C. Valenciana/Cataluña	1,010	1,014	1,010	1,008	1,009	0,997	0,994	1,006	1,006	1,002	1,007	1,001	0,999	1,002	0,996	1,003	1,007	1,005
C. Valenciana/País Vasco	1,000	1,012	1,013	1,008	1,009	1,000	0,993	1,007	1,004	0,999	1,005	1,003	0,999	0,998	0,998	0,998	1,007	0,997
C. Valenciana/Castilla-La Mancha	0,995	1,001	1,009	1,010	1,009	1,000	0,998	0,998	1,000	0,999	1,004	1,000	0,999	1,000	0,999	1,006	1,012	1,002
C. Valenciana/Murcia	1,020	1,021	1,020	1,019	1,012	1,001	1,000	1,001	1,006	1,003	1,005	1,003	1,001	0,999	1,000	0,979	0,987	0,975
C. Valenciana/Aragón	0,992	1,004	0,999	1,001	1,007	0,996	0,996	1,010	1,005	1,006	1,014	1,000	0,999	1,002	0,999	1,008	1,013	1,000

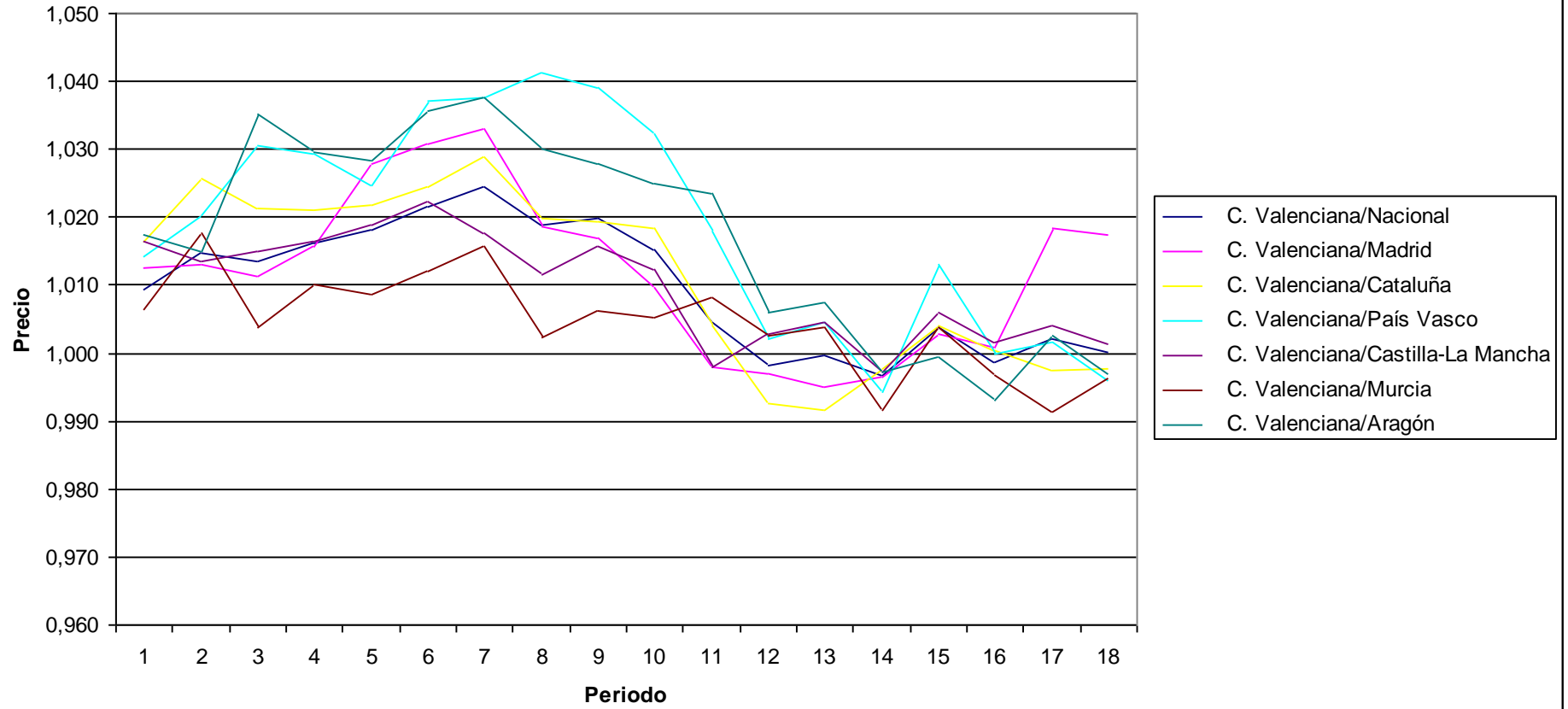
Precios: Alimentos



PRECIOS: Bebidas no alcohólicas
Índices por comunidades autónomas de subgrupos
 Unidades: Base 2006=100

	Índice																	
	2002M01	2002M06	2002M12	2003M01	2003M06	2003M12	2004M01	2004M06	2004M12	2005M01	2005M06	2005M12	2006M01	2006M06	2006M12	2007M01	2007M06	2007M12
Nacional	89,477	91,058	91,37	92,459	94,526	94,476	95,292	95,685	95,932	96,17	96,622	97,949	98,768	100,072	101,025	101,581	103,311	104,413
Andalucía	89,761	91,045	91,812	93,022	94,924	94,966	95,743	96,05	95,791	96,249	96,164	97,747	98,447	99,748	101,349	102,09	103,873	104,732
Aragón	88,781	91,019	89,464	91,259	93,568	93,203	94,081	94,646	95,193	95,269	94,844	97,197	97,989	100,027	101,468	102,172	103,255	104,77
Asturias (Principado de)	86,745	88,576	88,817	90,288	93,267	92,686	93,517	93,642	93,773	93,653	95,139	97,597	98,89	100,324	100,453	101,706	104,178	105,481
Balears (Illes)	88,607	90,002	90,614	90,714	93,624	95,032	95,726	95,256	95,035	96,309	95,564	96,341	97,509	100,471	102,542	102,677	103,726	105,086
Canarias	88,321	90,708	90,658	91,187	93,107	93,517	93,445	93,465	94,205	94,82	98,008	98,116	99,034	100,85	100,112	100,513	101,531	103,335
Cantabria	92,513	93,508	93,785	94,499	95,613	95,33	96,004	94,85	95,014	95,432	96,63	97,457	96,788	100,061	101,336	102,45	103,343	105,415
Castilla y León	91,138	92,669	92,752	93,902	95,767	95,633	96,636	96,753	96,308	96,794	96,63	98,005	98,408	99,829	100,972	101,96	103,592	104,824
Castilla - La Mancha	88,856	91,169	91,248	92,448	94,444	94,423	95,919	96,359	96,323	96,464	97,263	97,501	98,296	100,025	100,809	101,295	103,105	104,287
Cataluña	88,873	90,083	90,67	92,024	94,187	94,209	94,88	95,578	95,996	95,879	96,673	98,513	99,557	99,975	101,014	101,416	103,781	104,648
Comunitat Valenciana	90,324	92,39	92,612	93,961	96,229	96,515	97,614	97,48	97,844	97,641	97,066	97,778	98,729	99,744	101,412	101,458	103,524	104,418
Extremadura	91,502	93,137	93,014	93,636	95,803	94,068	95,387	95,964	94,852	94,796	95,59	97,701	98,097	100,183	101,13	101,324	103,261	104,717
Galicia	89,506	90,832	91,036	91,229	94,436	94,151	94,853	94,967	95,681	96,063	96,999	98,043	98,418	100,621	100,634	101,59	104,488	106,418
Madrid (Comunidad de)	89,196	91,192	91,564	92,502	93,623	93,623	94,489	95,702	96,218	96,713	97,255	98,082	99,221	100,095	101,121	101,381	101,656	102,639
Murcia (Región de)	89,743	90,779	92,256	93,023	95,397	95,372	96,115	97,247	97,243	97,136	96,283	97,526	98,363	100,582	101,035	101,796	104,418	104,802
Navarra (Comunidad Foral de)	94,074	93,968	94,054	94,682	96,75	96,98	97,619	97,394	98,973	99,056	98,646	99,658	99,085	100,782	99,936	101,55	104,291	105,81
País Vasco	89,059	90,556	89,877	91,292	93,9	93,051	94,072	93,627	94,17	94,59	95,355	97,585	98,293	100,306	100,114	101,471	103,348	104,868
Rioja (La)	88,204	89,561	89,049	91,211	93,574	92,574	94,313	94,339	95,552	95,667	96,145	98,177	98,746	99,196	101,119	101,844	103,082	103,373
Ceuta	100,346	98,628	98,226	98,394	97,093	99,994	99,994	100,92	101,01	100,688	99,078	100,615	100,095	100,758	99,471	98,79	100,142	102,149
Melilla	92,701	93,225	93,806	96,406	94,893	93,273	93,08	94,769	97,81	99,304	97,293	99,159	99,092	98,653	101,193	104,14	105,194	102,178
C. Valenciana/Nacional	1,009	1,015	1,014	1,016	1,018	1,022	1,024	1,019	1,020	1,015	1,005	0,998	1,000	0,997	1,004	0,999	1,002	1,000
C. Valenciana/Madrid	1,013	1,013	1,011	1,016	1,028	1,031	1,033	1,019	1,017	1,010	0,998	0,997	0,995	0,996	1,003	1,001	1,018	1,017
C. Valenciana/Cataluña	1,016	1,026	1,021	1,021	1,022	1,024	1,029	1,020	1,019	1,018	1,004	0,993	0,992	0,998	1,004	1,000	0,998	0,998
C. Valenciana/País Vasco	1,014	1,020	1,030	1,029	1,025	1,037	1,038	1,041	1,039	1,032	1,018	1,002	1,004	0,994	1,013	1,000	1,002	0,996
C. Valenciana/Castilla-La Mancha	1,017	1,013	1,015	1,016	1,019	1,022	1,018	1,012	1,016	1,012	0,998	1,003	1,004	0,997	1,006	1,002	1,004	1,001
C. Valenciana/Murcia	1,006	1,018	1,004	1,010	1,009	1,012	1,016	1,002	1,006	1,005	1,008	1,003	1,004	0,992	1,004	0,997	0,991	0,996
C. Valenciana/Aragón	1,017	1,015	1,035	1,030	1,028	1,036	1,038	1,030	1,028	1,025	1,023	1,006	1,008	0,997	0,999	0,993	1,003	0,997

Precios: Bebidas no alcohólicas



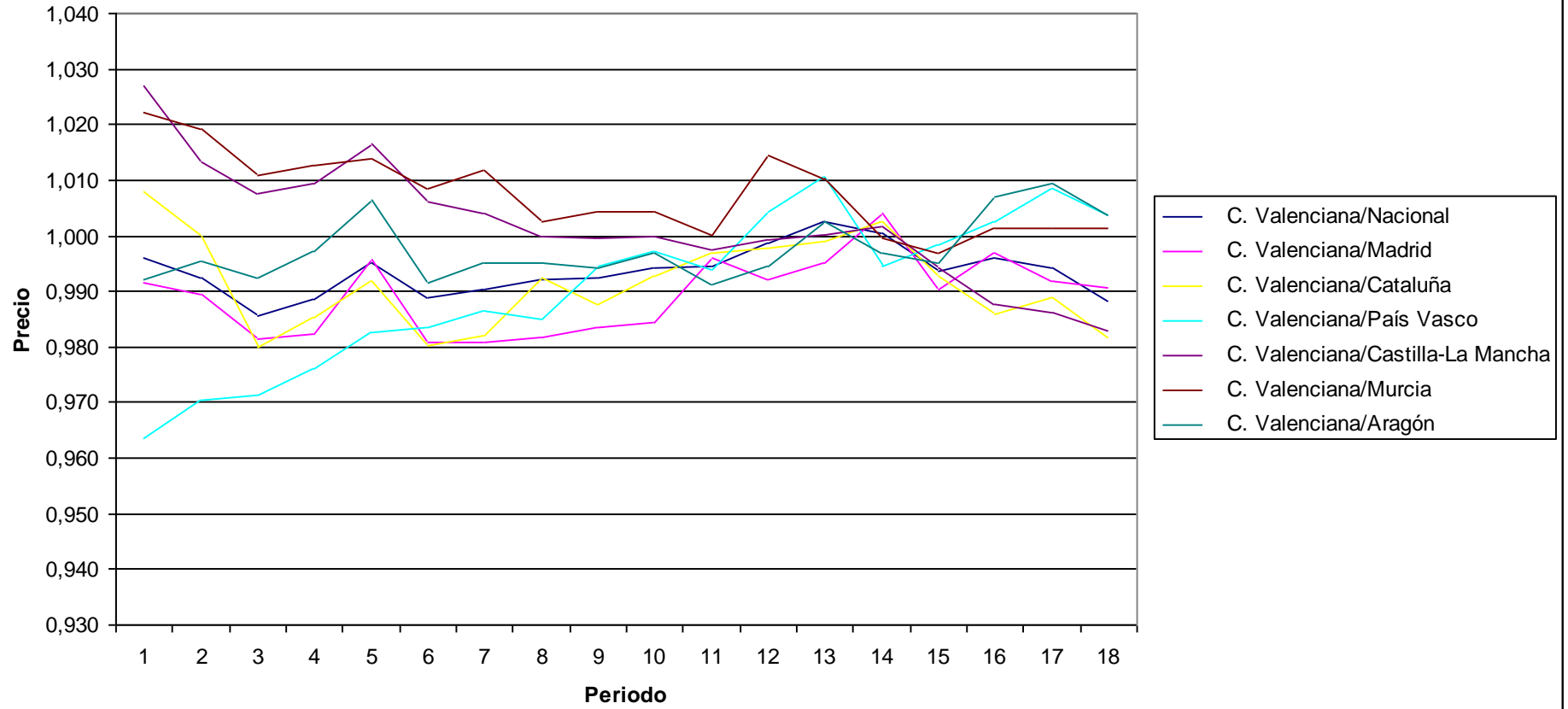
PRECIOS: Bebidas alcohólicas

Indices por comunidades autónomas de subgrupos

Unidades: Base 2006=100

	Indice																	
	2002M01	2002M06	2002M12	2003M01	2003M06	2003M12	2004M01	2004M06	2004M12	2005M01	2005M06	2005M12	2006M01	2006M06	2006M12	2007M01	2007M06	2007M12
Nacional	92,055	93,332	93,725	94,141	95,297	95,341	95,789	96,463	96,26	96,79	97,335	98,23	98,709	100,219	100,414	101,548	102,745	104,307
Andalucía	91,343	92,714	92,376	92,819	94,167	94,095	94,73	95,826	95,697	96,565	97,313	97,888	98,305	100,29	100,521	100,989	102,716	104,472
Aragón	92,393	93,059	93,078	93,327	94,212	95,087	95,308	96,177	96,082	96,534	97,642	98,627	98,727	100,57	100,264	100,432	101,184	102,727
Asturias (Principado de)	93,979	93,371	94,254	94,943	96,504	94,584	94,895	96,171	94,623	95,927	98,367	98,771	99,636	100,219	99,868	99,934	101,025	103,167
Balears (Illes)	95,544	95,878	95,428	95,992	96,652	95,584	95,548	96,289	96,016	96,571	97,625	99,736	99,858	100,003	99,723	99,827	102,002	103,127
Canarias	89,301	91,686	92,085	92,9	94,381	95,341	95,657	96,203	95,495	96,111	96,251	96,308	97,448	100,436	100,775	100,643	102,298	107,492
Cantabria	91,52	93,888	93,201	93,764	95,851	97,28	97,886	98,225	97,432	97,302	98,097	98,269	99,081	101,034	100,042	101,633	102,475	104,624
Castilla y León	93,257	94,568	94,871	94,947	95,864	95,861	96,287	96,414	96,641	96,792	97,563	97,998	98,363	100,152	100,768	101,318	102,252	103,786
Castilla - La Mancha	89,269	91,416	91,674	92,2	93,29	93,723	94,483	95,726	95,566	96,253	97,036	98,163	98,95	100,102	100,347	102,409	103,561	104,898
Cataluña	90,964	92,643	94,25	94,46	95,609	96,172	96,591	96,442	96,708	96,958	97,104	98,315	99,065	100,021	100,505	102,586	103,308	105,047
Comunitat Valenciana	91,678	92,627	92,362	93,068	94,823	94,286	94,853	95,714	95,518	96,239	96,788	98,095	98,97	100,265	99,778	101,141	102,143	103,096
Extremadura	91,706	92,723	92,755	93,52	94,273	94,021	94,511	95,51	95,081	95,772	97,129	98,378	99,212	100,482	100,132	100,673	102,25	104,271
Galicia	94,507	95,999	96,278	96,526	97,525	96,607	96,922	97,637	97,465	97,628	98,583	98,937	97,968	100,295	100,85	103,907	105,432	105,972
Madrid (Comunidad de)	92,457	93,619	94,109	94,745	95,228	96,115	96,694	97,51	97,121	97,752	97,191	98,868	99,448	99,856	100,743	101,459	102,999	104,076
Murcia (Región de)	89,683	90,87	91,357	91,908	93,529	93,492	93,742	95,477	95,119	95,819	96,764	96,704	97,963	100,311	100,102	101,007	101,994	102,961
Navarra (Comunidad Foral de)	96,602	97,129	97,88	98,04	98,202	97,119	97,401	97,417	97,259	98,045	98,404	99,856	98,944	100,2	100,857	101,004	100,922	103,755
País Vasco	95,151	95,456	95,103	95,345	96,511	95,873	96,142	97,174	96,036	96,496	97,38	97,681	97,936	100,818	99,952	100,897	101,294	102,714
Rioja (La)	93,415	93,901	93,78	94,072	95,396	96,111	96,086	97,288	97,671	98,239	97,62	98,808	99,518	100,201	100,103	100,4	101,189	103,456
Ceuta	85,63	87,345	87,75	88,198	89,149	91,582	91,582	93,28	93,724	93,944	96,604	99,611	99,734	100,226	100,35	100,498	102,633	103,091
Melilla	87,66	92,738	94,268	94,752	97,272	98,735	98,407	98,691	99,547	100	99,587	99,82	100,498	99,251	101,355	101,355	101,705	105,793
C. Valenciana/Nacional	0,996	0,992	0,985	0,989	0,995	0,989	0,990	0,992	0,992	0,994	0,994	0,999	1,003	1,000	0,994	0,996	0,994	0,988
C. Valenciana/Madrid	0,992	0,989	0,981	0,982	0,996	0,981	0,981	0,982	0,983	0,985	0,996	0,992	0,995	1,004	0,990	0,997	0,992	0,991
C. Valenciana/Cataluña	1,008	1,000	0,980	0,985	0,992	0,980	0,982	0,992	0,988	0,993	0,997	0,998	0,999	1,002	0,993	0,986	0,989	0,981
C. Valenciana/País Vasco	0,964	0,970	0,971	0,976	0,983	0,983	0,987	0,985	0,995	0,997	0,994	1,004	1,011	0,995	0,998	1,002	1,008	1,004
C. Valenciana/Castilla-La Mancha	1,027	1,013	1,008	1,009	1,016	1,006	1,004	1,000	0,999	1,000	0,997	0,999	1,000	1,002	0,994	0,988	0,986	0,983
C. Valenciana/Murcia	1,022	1,019	1,011	1,013	1,014	1,008	1,012	1,002	1,004	1,004	1,000	1,014	1,010	1,000	0,997	1,001	1,001	1,001
C. Valenciana/Aragón	0,992	0,995	0,992	0,997	1,006	0,992	0,995	0,995	0,994	0,997	0,991	0,995	1,002	0,997	0,995	1,007	1,009	1,004

Precios: Bebidas alcohólicas



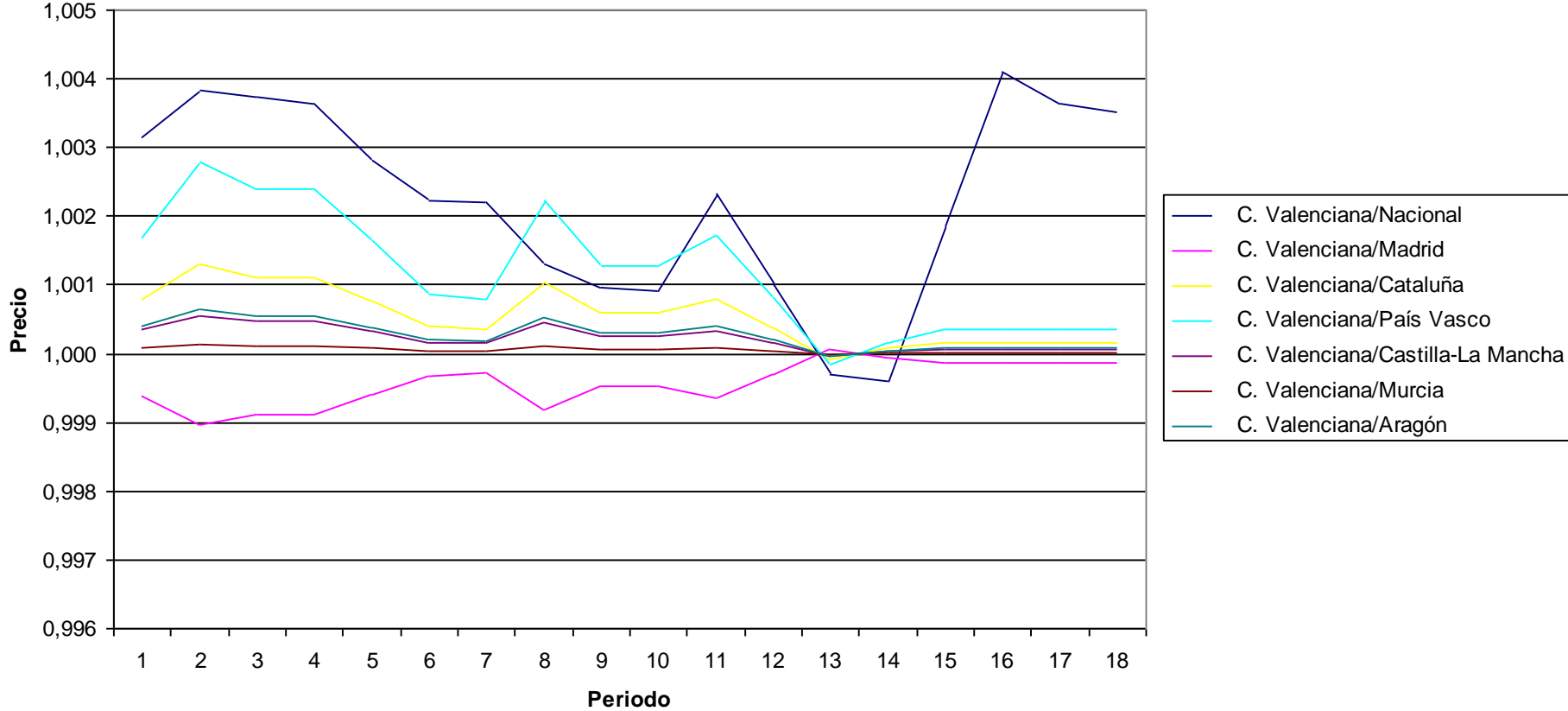
PRECIOS: Tabaco

Indices por comunidades autónomas de subgrupos

Unidades:Base 2006=100

	Indice																	
	2002M01	2002M06	2002M12	2003M01	2003M06	2003M12	2004M01	2004M06	2004M12	2005M01	2005M06	2005M12	2006M01	2006M06	2006M12	2007M01	2007M06	2007M12
Nacional	80,835	85,472	85,509	85,516	87,406	88,244	88,251	94,397	94,644	94,649	99,377	100,596	97,364	101,15	101,742	108,475	108,835	108,861
Andalucía	81,138	85,887	85,903	85,903	87,704	88,468	88,471	94,597	94,78	94,78	99,669	100,728	97,33	101,116	101,945	108,933	109,244	109,257
Aragón	81,056	85,744	85,78	85,78	87,618	88,422	88,43	94,471	94,708	94,708	99,567	100,678	97,339	101,106	101,923	108,91	109,221	109,234
Asturias (Principado de)	81,051	85,734	85,771	85,771	87,612	88,419	88,427	94,463	94,703	94,703	99,56	100,675	97,34	101,105	101,922	108,908	109,22	109,232
Balears (Illes)	81,009	85,661	85,708	85,708	87,569	88,396	88,406	94,399	94,666	94,666	99,508	100,65	97,345	101,101	101,911	108,897	109,208	109,221
Canarias	72,964	76,268	76,45	76,662	80,362	82,702	82,723	91,397	92,241	92,418	92,727	97,837	97,886	102,693	95,949	95,841	97,498	97,864
Cantabria	81,082	85,79	85,819	85,819	87,645	88,437	88,443	94,511	94,731	94,731	99,599	100,694	97,336	101,109	101,93	108,917	109,229	109,241
Castilla y León	80,977	85,604	85,659	85,659	87,535	88,378	88,389	94,349	94,637	94,637	99,467	100,63	97,348	101,097	101,903	108,888	109,199	109,212
Castilla - La Mancha	81,061	85,753	85,787	85,787	87,623	88,425	88,432	94,479	94,712	94,712	99,573	100,681	97,339	101,107	101,925	108,911	109,223	109,235
Cataluña	81,025	85,689	85,732	85,732	87,585	88,405	88,414	94,423	94,68	94,68	99,527	100,659	97,343	101,102	101,915	108,901	109,212	109,225
Comunitat Valenciana	81,089	85,8	85,828	85,828	87,652	88,44	88,446	94,521	94,736	94,736	99,607	100,698	97,335	101,11	101,932	108,919	109,23	109,243
Extremadura	81,187	85,974	85,979	85,979	87,756	88,495	88,496	94,674	94,824	94,824	99,731	100,758	97,324	101,121	101,958	108,947	109,258	109,271
Galicia	81,046	85,726	85,764	85,764	87,607	88,417	88,425	94,456	94,699	94,699	99,554	100,672	97,34	101,105	101,921	108,907	109,219	109,231
Madrid (Comunidad de)	81,139	85,889	85,905	85,905	87,704	88,468	88,471	94,598	94,781	94,781	99,67	100,728	97,33	101,116	101,945	108,933	109,244	109,257
Murcia (Región de)	81,082	85,789	85,818	85,818	87,645	88,436	88,443	94,511	94,731	94,731	99,599	100,694	97,336	101,109	101,93	108,917	109,229	109,241
Navarra (Comunidad Foral de)	80,77	85,239	85,344	85,344	87,316	88,262	88,284	94,027	94,452	94,452	99,206	100,503	97,372	101,072	101,848	108,829	109,14	109,153
País Vasco	80,953	85,562	85,622	85,622	87,509	88,364	88,377	94,311	94,616	94,616	99,437	100,615	97,351	101,094	101,896	108,881	109,192	109,205
Rioja (La)	80,755	85,213	85,321	85,321	87,301	88,254	88,276	94,004	94,439	94,439	99,187	100,494	97,374	101,071	101,844	108,825	109,136	109,149
Ceuta	86,067	86,444	86,452	86,452	87,299	86,331	86,331	94,118	94,393	94,393	99,572	99,622	99,622	99,839	100,819	108,473	108,672	108,752
Melilla	87,632	87,97	87,971	87,971	88,85	86,381	86,381	94,176	94,341	94,341	99,666	99,704	99,704	99,794	100,805	108,459	108,657	108,737
C. Valenciana/Nacional	1,003	1,004	1,004	1,004	1,003	1,002	1,002	1,001	1,001	1,001	1,002	1,001	1,000	1,000	1,002	1,004	1,004	1,004
C. Valenciana/Madrid	0,999	0,999	0,999	0,999	0,999	1,000	1,000	0,999	1,000	1,000	0,999	1,000	1,000	1,000	1,000	1,000	1,000	1,000
C. Valenciana/Cataluña	1,001	1,001	1,001	1,001	1,001	1,000	1,000	1,001	1,001	1,001	1,001	1,000	1,000	1,000	1,000	1,000	1,000	1,000
C. Valenciana/País Vasco	1,002	1,003	1,002	1,002	1,002	1,001	1,001	1,002	1,001	1,001	1,002	1,001	1,000	1,000	1,000	1,000	1,000	1,000
C. Valenciana/Castilla-La Mancha	1,000	1,001	1,000	1,000	1,000	1,000	1,000	1,000	1,000	1,000	1,000	1,000	1,000	1,000	1,000	1,000	1,000	1,000
C. Valenciana/Murcia	1,000	1,000	1,000	1,000	1,000	1,000	1,000	1,000	1,000	1,000	1,000	1,000	1,000	1,000	1,000	1,000	1,000	1,000
C. Valenciana/Aragón	1,000	1,001	1,001	1,001	1,000	1,000	1,000	1,001	1,000	1,000	1,000	1,000	1,000	1,000	1,000	1,000	1,000	1,000

Precios: Tabaco



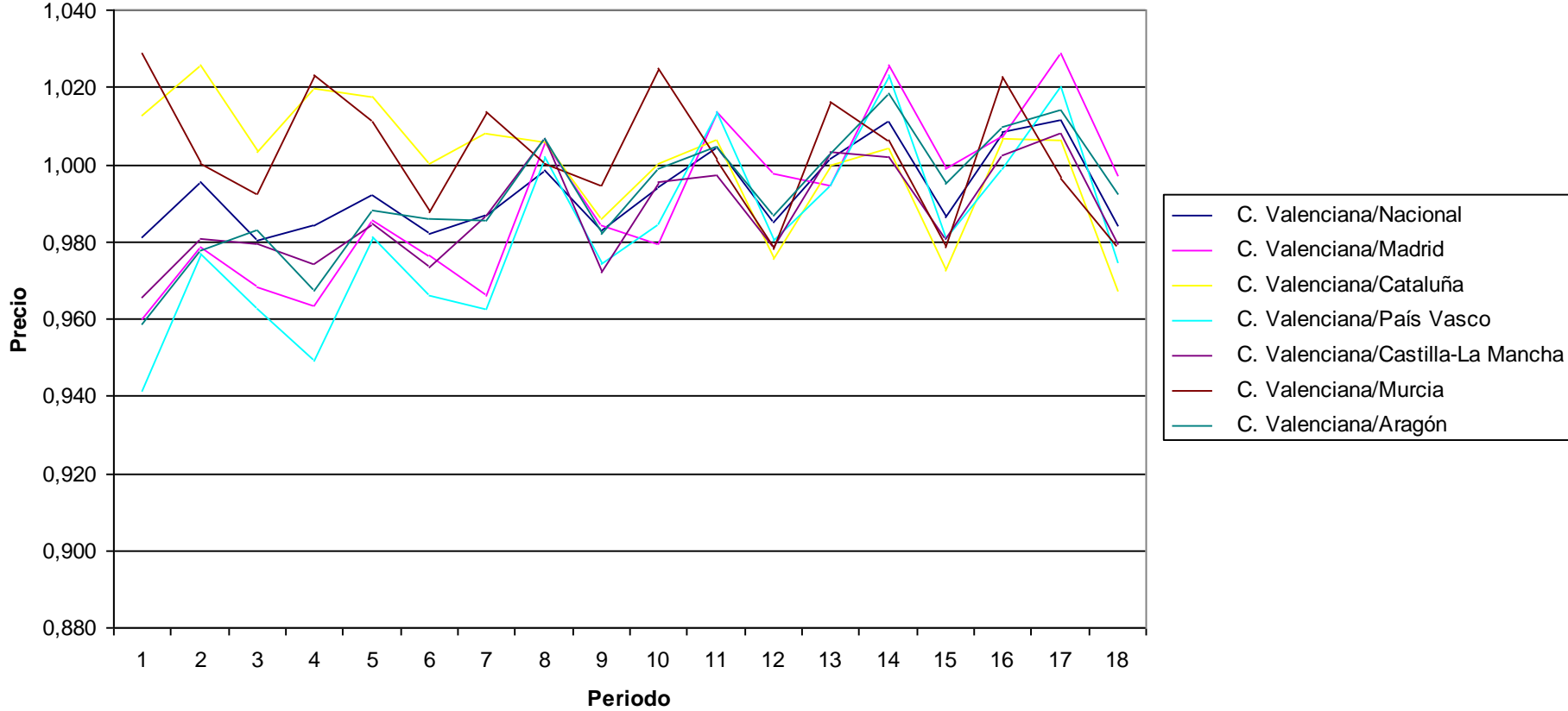
PRECIOS: Vestido

Indices por comunidades autónomas de subgrupos

Unidades: Base 2006=100

	Indice																	
	2002M01	2002M06	2002M12	2003M01	2003M06	2003M12	2004M01	2004M06	2004M12	2005M01	2005M06	2005M12	2006M01	2006M06	2006M12	2007M01	2007M06	2007M12
Nacional	87,91	95,286	100,521	90,184	100,675	102,893	90,793	102,659	104,991	92,056	103,542	106,433	92,955	104,892	107,726	94,112	106,073	108,769
Andalucía	88,298	95,955	101,311	90,713	102,838	103,675	90,541	105,194	105,636	91,416	105,056	106,53	91,718	106,029	107,67	92,515	106,772	108,652
Aragón	89,99	96,983	100,267	91,75	101,074	102,482	90,909	101,809	105,088	91,626	103,523	106,264	92,846	104,164	106,813	94,002	105,8	107,861
Asturias (Principado de)	85,398	95,756	101,113	87,342	101,501	104,987	90,303	103,546	107,209	91,137	103,516	108,026	91,407	106,073	109,447	92,626	107,061	109,45
Balears (Illes)	89,611	94,865	99,428	93,902	99,181	102,283	92,612	101,658	104,359	95,777	102,571	106,523	95,955	102,988	107,04	96,889	104,382	108,39
Canarias	95,516	100,253	102,441	95,278	103,57	103,53	95,954	104,876	104,981	95,869	105,364	105,36	95,918	104,557	105,493	95,478	105,518	105,771
Cantabria	87,822	94,177	100,659	90,855	98,39	102,727	92,389	98,866	104,174	92,84	99,223	106,092	95,695	101,659	106,912	96,839	102,875	107,683
Castilla y León	88,728	94,239	101,404	91,157	100,732	103,348	90,876	101,809	104,418	92,035	102,622	106,695	93,319	103,4	107,91	94,143	104,7	109,297
Castilla - La Mancha	89,33	96,719	100,639	91,082	101,439	103,779	90,788	101,803	106,159	91,93	104,277	107,146	92,818	105,881	108,382	94,695	106,419	109,271
Cataluña	85,154	92,451	98,228	87,042	98,153	101,023	88,878	101,926	104,698	91,516	103,364	107,465	93,137	105,649	109,282	94,299	106,623	110,677
Comunitat Valenciana	86,258	94,843	98,555	88,75	99,862	101,026	89,591	102,504	103,214	91,53	103,991	104,844	93,106	106,066	106,279	94,912	107,275	106,995
Extremadura	90,279	96,525	101,675	91,544	102,625	102,771	91,569	103,462	104,285	92,438	103,187	105,412	92,485	104,199	106,733	93,097	106,158	108,173
Galicia	86,582	93,876	101,86	89,971	99,639	103,988	90,432	101,952	105,702	91,881	103,003	107,016	92,606	104,285	108,072	94,134	105,312	109,202
Madrid (Comunidad de)	89,855	96,914	101,809	92,136	101,329	103,457	92,75	101,919	104,892	93,445	102,582	105,094	93,624	103,417	106,381	94,229	104,279	107,362
Murcia (Región de)	83,86	94,808	99,319	86,754	98,782	102,28	88,386	102,46	103,774	89,298	103,889	107,205	91,613	105,409	108,627	92,821	107,652	109,358
Navarra (Comunidad Foral de)	83,551	94,678	97,454	86,176	98,967	102,045	88,871	101,92	103,736	89,952	104,579	105,73	91,668	105,893	107,523	93,331	106,933	108,775
País Vasco	91,633	97,095	102,399	93,505	101,777	104,594	93,09	102,316	105,927	92,977	102,58	106,939	93,628	103,658	108,342	95,005	105,147	109,815
Rioja (La)	86,527	98,502	104,248	89,897	103,848	106,03	88,992	107,033	108,311	89,151	109,977	110,632	89,38	110,865	112,249	91,342	112,317	113,559
Ceuta	89,651	103,622	99,88	90,5	108,051	102,779	88,665	110,124	105,424	88,205	108,855	105,84	88,831	111,139	107,102	89,454	112,765	107,898
Melilla	89,356	100,898	97,665	90,87	108,664	103,36	89,84	107,088	106,528	89,97	104,451	107,276	89,54	106,197	108,789	91,502	106,345	109,963
C. Valenciana/Nacional	0,981	0,995	0,980	0,984	0,992	0,982	0,987	0,998	0,983	0,994	1,004	0,985	1,002	1,011	0,987	1,009	1,011	0,984
C. Valenciana/Madrid	0,960	0,979	0,968	0,963	0,986	0,977	0,966	1,006	0,984	0,980	1,014	0,998	0,994	1,026	0,999	1,007	1,029	0,997
C. Valenciana/Cataluña	1,013	1,026	1,003	1,020	1,017	1,000	1,008	1,006	0,986	1,000	1,006	0,976	1,000	1,004	0,973	1,007	1,006	0,967
C. Valenciana/País Vasco	0,941	0,977	0,962	0,949	0,981	0,966	0,962	1,002	0,974	0,984	1,014	0,980	0,994	1,023	0,981	0,999	1,020	0,974
C. Valenciana/Castilla-La Mancha	0,966	0,981	0,979	0,974	0,984	0,973	0,987	1,007	0,972	0,996	0,997	0,979	1,003	1,002	0,981	1,002	1,008	0,979
C. Valenciana/Murcia	1,029	1,000	0,992	1,023	1,011	0,988	1,014	1,000	0,995	1,025	1,001	0,978	1,016	1,006	0,978	1,023	0,996	0,978
C. Valenciana/Aragón	0,959	0,978	0,983	0,967	0,988	0,986	0,986	1,007	0,982	0,999	1,005	0,987	1,003	1,018	0,995	1,010	1,014	0,992

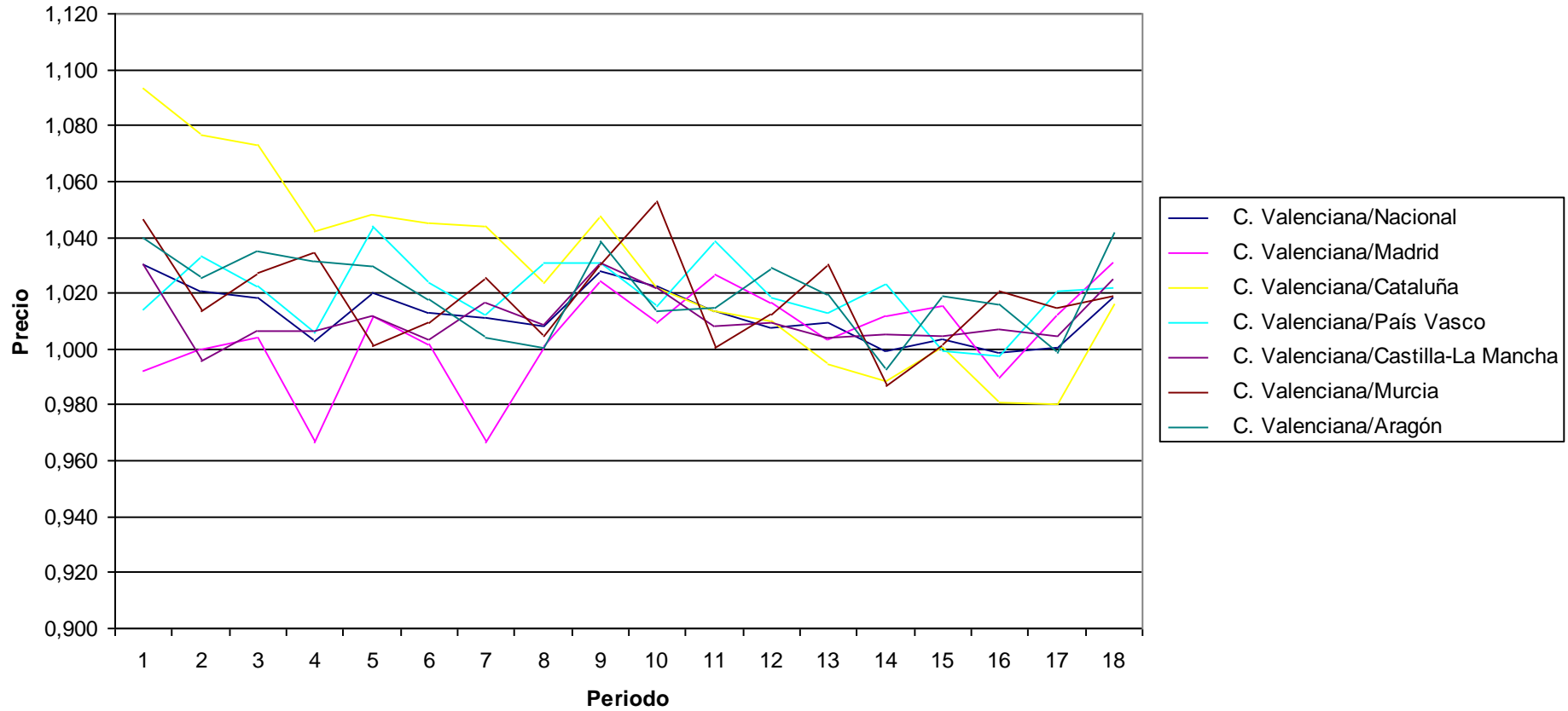
Precios: Vestido



PRECIOS: Calzado y sus reparaciones
Indices por comunidades autónomas de subgrupos
 Unidades:Base 2006=100

	Indice																	
	2002M01	2002M06	2002M12	2003M01	2003M06	2003M12	2004M01	2004M06	2004M12	2005M01	2005M06	2005M12	2006M01	2006M06	2006M12	2007M01	2007M06	2007M12
Nacional	86,232	95,221	96,197	89,359	99,72	98,915	90,83	102,016	101,278	93,347	104,301	102,962	94,89	106,003	104,54	96,076	107,118	106,452
Andalucía	86,165	96,434	96,588	89,715	100,578	98,868	90,353	102,5	99,721	91,318	104,848	102,527	94,321	105,834	103,536	95,483	106,942	104,977
Aragón	85,408	94,794	94,624	86,897	98,788	98,434	91,462	102,837	100,221	94,172	104,169	100,849	93,935	106,665	102,981	94,436	107,306	104,116
Asturias (Principado de)	81,899	93,231	94,999	87,585	98,279	98,636	90,941	100,836	100,127	93,12	104,808	105,081	95,467	106,555	104,512	95,065	107,425	108,299
Balears (Illes)	89,544	98,625	97,577	90,809	101,926	99,751	91,686	104,501	101,128	93,1	105,875	101,091	93,877	107,9	103,844	95,984	107,617	106,602
Canarias	101,108	108,218	106,365	98,45	106,609	104,642	97,062	105,806	103,788	95,343	104,593	105,045	95,499	105,978	104,984	97,35	105,415	105,324
Cantabria	95,62	96,66	94,025	91,987	96,893	97,045	91,646	99,161	102,799	98,318	104,021	102,357	95,327	105,425	105,917	98,388	107,785	107,959
Castilla y León	86,086	93,625	97,513	89,359	98,142	98,914	90,137	101,04	102,672	93,204	103,269	103,029	93,744	105,37	105,592	95,561	106,88	107,688
Castilla - La Mancha	86,226	97,619	97,307	89,026	100,569	99,839	90,321	101,942	100,97	93,4	104,855	102,79	95,395	105,358	104,398	95,264	106,668	105,774
Cataluña	81,229	90,307	91,281	86,015	97,098	95,879	87,977	100,491	99,378	93,398	104,341	102,74	96,337	107,167	104,853	97,82	109,311	106,688
Comunitat Valenciana	88,824	97,207	97,961	89,621	101,736	100,2	91,836	102,863	104,072	95,43	105,729	103,766	95,795	105,914	104,913	95,94	107,159	108,482
Extremadura	87,702	96,792	99,558	91,031	100,787	100,579	91,249	102,023	102,092	91,533	104,911	103,888	93,255	106,354	104,796	94,287	106,75	104,755
Galicia	84,184	94,767	98,642	89,673	100,862	101,628	90,032	102,906	103,998	92,748	104,39	105,076	93,274	106,333	106,31	94,539	106,859	108,834
Madrid (Comunidad de)	89,523	97,244	97,551	92,725	100,541	100,018	95,001	102,771	101,629	94,558	102,999	102,052	95,487	104,711	103,333	96,951	105,847	105,209
Murcia (Región de)	84,917	95,897	95,371	86,638	101,626	99,24	89,531	102,403	101,04	90,625	105,685	102,481	92,991	107,326	104,719	93,98	105,591	106,464
Navarra (Comunidad Foral de)	82,357	91,476	92,559	85,369	97,033	94,699	85,634	103,09	101,944	92,605	105,946	103,93	94,567	108,928	104,835	94,365	109,812	107,431
País Vasco	87,561	94,094	95,815	89,097	97,462	97,908	90,729	99,811	100,953	93,995	101,833	101,918	94,593	103,537	104,963	96,206	104,958	106,144
Rioja (La)	87,133	99,396	97,347	86,572	104,96	100,85	88,645	107,966	100,878	89,182	109,158	103,472	90,235	112,09	105,735	89,833	111,487	107,05
Ceuta	82,954	99,577	99,205	86,749	103,218	99,884	87,123	104,111	97,611	90,126	107,441	104,55	94,869	108,641	102,689	96,988	106,164	103,635
Melilla	109,322	121,339	114,118	105,16	113,081	109,019	98,654	113,698	104,217	91,194	102,903	107,052	92,928	105,971	104,705	91,212	105,369	105,217
C. Valenciana/Nacional	1,030	1,021	1,018	1,003	1,020	1,013	1,011	1,008	1,028	1,022	1,014	1,008	1,010	0,999	1,004	0,999	1,000	1,019
C. Valenciana/Madrid	0,992	1,000	1,004	0,967	1,012	1,002	0,967	1,001	1,024	1,009	1,027	1,017	1,003	1,011	1,015	0,990	1,012	1,031
C. Valenciana/Cataluña	1,094	1,076	1,073	1,042	1,048	1,045	1,044	1,024	1,047	1,022	1,013	1,010	0,994	0,988	1,001	0,981	0,980	1,017
C. Valenciana/País Vasco	1,014	1,033	1,022	1,006	1,044	1,023	1,012	1,031	1,031	1,015	1,038	1,018	1,013	1,023	1,000	0,997	1,021	1,022
C. Valenciana/Castilla-La Mancha	1,030	0,996	1,007	1,007	1,012	1,004	1,017	1,009	1,031	1,022	1,008	1,009	1,004	1,005	1,005	1,007	1,005	1,026
C. Valenciana/Murcia	1,046	1,014	1,027	1,034	1,001	1,010	1,026	1,004	1,030	1,053	1,000	1,013	1,030	0,987	1,002	1,021	1,015	1,019
C. Valenciana/Aragón	1,040	1,025	1,035	1,031	1,030	1,018	1,004	1,000	1,038	1,013	1,015	1,029	1,020	0,993	1,019	1,016	0,999	1,042

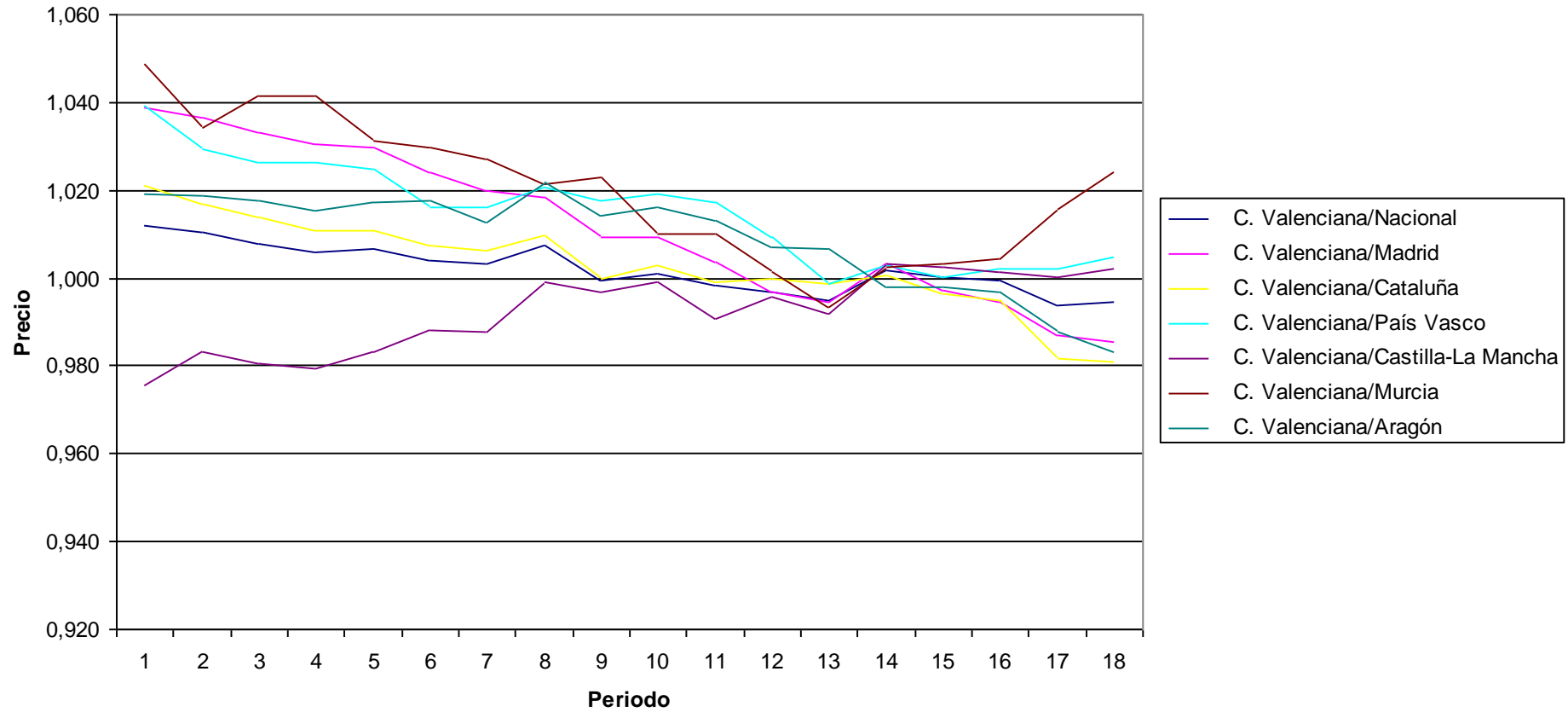
Precios: Calzado y sus reparaciones



PRECIOS: Alquiler de vivienda
Indices por comunidades autónomas de subgrupos
 Unidades:Base 2006=100

	Indice																	
	2002M01	2002M06	2002M12	2003M01	2003M06	2003M12	2004M01	2004M06	2004M12	2005M01	2005M06	2005M12	2006M01	2006M06	2006M12	2007M01	2007M06	2007M12
Nacional	82,972	84,694	86,143	86,523	88,261	89,838	90,147	91,853	93,493	93,866	95,879	97,36	97,83	100,078	101,746	102,241	104,384	106,044
Andalucía	82,437	83,864	85,217	85,654	87,439	88,638	88,832	90,167	92,806	93,245	95,486	97,313	97,758	99,974	101,65	102,053	103,612	105,368
Aragón	82,367	83,998	85,316	85,741	87,35	88,632	89,297	90,555	92,146	92,491	94,474	96,376	96,694	100,443	101,974	102,528	104,993	107,27
Asturias (Principado de)	86,001	87,722	88,381	88,504	89,992	91,142	91,288	92,945	93,608	93,839	97,546	98,247	98,49	99,982	101,156	101,477	103,723	104,881
Balears (Illes)	82,273	84,242	86,948	87,057	89,13	90,734	91,806	93,365	94,911	95,133	96,64	97,872	98,166	100,105	101,43	101,791	103,68	104,871
Canarias	87,515	88,424	90,703	91,177	91,998	94,896	94,208	94,947	96,465	96,686	97,742	98,695	98,921	99,856	101,672	102,148	103,496	104,559
Cantabria	84,242	86,494	88,348	88,417	91,605	93,208	93,207	94,743	95,295	95,295	97,221	97,747	98,206	99,52	101,207	101,395	103,284	105,4
Castilla y León	86,588	88,641	89,732	90,04	91,368	92,675	92,908	93,996	95,2	95,379	96,867	97,897	98,221	100,194	101,198	101,342	102,973	103,847
Castilla - La Mancha	86,063	87,031	88,565	88,876	90,377	91,31	91,575	92,638	93,73	94,04	96,609	97,461	98,131	99,925	101,531	102,072	103,687	105,25
Cataluña	82,211	84,139	85,632	86,107	87,894	89,553	89,879	91,663	93,459	93,715	95,817	97,053	97,488	100,182	102,138	102,711	105,665	107,495
Comunitat Valenciana	83,95	85,566	86,826	87,043	88,858	90,207	90,445	92,539	93,444	93,966	95,726	97,037	97,344	100,252	101,768	102,192	103,723	105,453
Extremadura	85,907	86,813	87,634	87,564	88,763	88,949	89,02	91,39	94,115	94,23	96,716	97,623	97,941	100,334	101,106	101,292	101,844	103,951
Galicia	86,1	87,428	88,74	89,118	90,684	91,748	91,849	93,485	95,1	95,469	96,891	98,367	98,707	100,177	100,529	100,822	103,414	104,796
Madrid (Comunidad de)	80,799	82,544	84,054	84,456	86,28	88,095	88,679	90,87	92,595	93,099	95,381	97,343	97,888	99,945	102,061	102,771	105,086	106,997
Murcia (Región de)	80,045	82,72	83,357	83,582	86,165	87,587	88,06	90,59	91,34	93,025	94,765	96,91	97,989	99,998	101,424	101,758	102,123	102,947
Navarra (Comunidad Foral de)	85,73	86,683	88,255	88,559	90,295	91,971	92,552	94,097	95,852	95,94	96,373	97,829	98,135	100,02	101,52	101,914	104,249	105,204
País Vasco	80,777	83,131	84,585	84,807	86,702	88,786	88,995	90,678	91,829	92,203	94,102	96,138	97,476	99,959	101,728	101,995	103,516	104,954
Rioja (La)	85,311	86,228	88,459	89,38	91,33	92,936	93,041	92,801	94,705	95,381	97,899	98,92	99,053	99,993	100,432	101,089	102,267	103,089
Ceuta	79,06	80,089	80,502	82,003	83,244	87,996	88,128	88,261	89,072	89,359	89,396	95,851	95,851	101,277	101,98	101,999	102,947	103,467
Melilla	88,717	89,201	89,994	92,1	93,676	95,005	95,172	96,366	96,716	96,845	98,144	98,758	99,098	99,946	100,561	100,61	101,921	102,677
C. Valenciana/Nacional	1,012	1,010	1,008	1,006	1,007	1,004	1,003	1,007	0,999	1,001	0,998	0,997	0,995	1,002	1,000	1,000	0,994	0,994
C. Valenciana/Madrid	1,039	1,037	1,033	1,031	1,030	1,024	1,020	1,018	1,009	1,009	1,004	0,997	0,994	1,003	0,997	0,994	0,987	0,986
C. Valenciana/Cataluña	1,021	1,017	1,014	1,011	1,011	1,007	1,006	1,010	1,000	1,003	0,999	1,000	0,999	1,001	0,996	0,995	0,982	0,981
C. Valenciana/País Vasco	1,039	1,029	1,026	1,026	1,025	1,016	1,016	1,021	1,018	1,019	1,017	1,009	0,999	1,003	1,000	1,002	1,002	1,005
C. Valenciana/Castilla-La Mancha	0,975	0,983	0,980	0,979	0,983	0,988	0,988	0,999	0,997	0,999	0,991	0,996	0,992	1,003	1,002	1,001	1,000	1,002
C. Valenciana/Murcia	1,049	1,034	1,042	1,041	1,031	1,030	1,027	1,022	1,023	1,010	1,010	1,001	0,993	1,003	1,003	1,004	1,016	1,024
C. Valenciana/Aragón	1,019	1,019	1,018	1,015	1,017	1,018	1,013	1,022	1,014	1,016	1,013	1,007	1,007	0,998	0,998	0,997	0,988	0,983

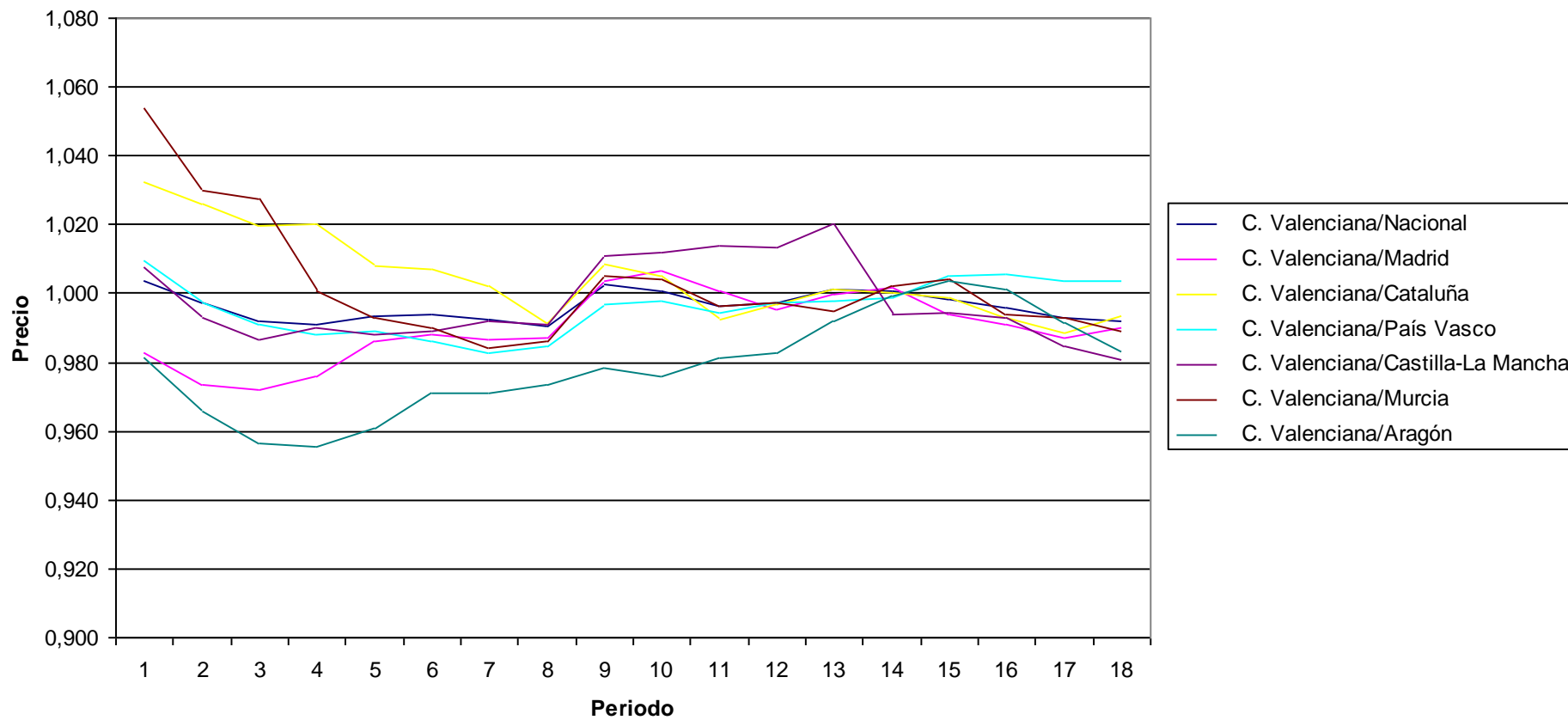
Precios: Alquiler de vivienda



PRECIOS: Conservación de la vivienda
Índices por comunidades autónomas de subgrupos
 Unidades: Base 2006=100

	Índice																	
	2002M01	2002M06	2002M12	2003M01	2003M06	2003M12	2004M01	2004M06	2004M12	2005M01	2005M06	2005M12	2006M01	2006M06	2006M12	2007M01	2007M06	2007M12
Nacional	81,787	83,874	85,208	85,627	87,389	88,594	89,132	91,15	92,397	93,033	95,219	96,513	97,339	100,162	101,677	102,619	105,765	107,307
Andalucía	81,141	82,785	84,607	85,164	86,583	88,05	88,484	90,145	92,015	92,939	94,995	96,393	97,045	99,831	102,316	103,432	105,615	107,721
Aragón	83,64	86,619	88,391	88,819	90,336	90,68	91,128	92,745	94,69	95,403	96,709	97,932	98,251	100,321	101,133	102,072	105,93	108,267
Asturias (Principado de)	85,162	87,012	87,963	88,648	89,608	91,388	91,753	92,608	93,569	94,656	96,485	97,777	98,589	100	101,112	101,633	104,347	106,254
Balears (Illes)	84,178	86,063	86,802	87,76	87,381	88,195	88,373	90,825	92,747	93,867	95,703	97,256	97,801	100,111	101,216	101,825	105,45	106,772
Canarias	85,332	86,912	88,264	88,202	89,433	90,14	90,28	91,336	92,787	93,653	95,78	97,531	98,1	100,428	101,278	101,59	105,812	107,174
Cantabria	78,828	80,951	81,445	82,102	84,862	87,147	88,883	91,97	92,243	93,651	96,321	95,375	96,078	99,899	102,521	103,453	106,742	110,284
Castilla y León	82,241	84,162	85,43	85,906	87,6	88,036	88,348	90,978	91,918	92,39	94,129	95,875	96,649	100,551	101,452	102,03	104,894	106,783
Castilla - La Mancha	81,47	84,213	85,681	85,715	87,85	89,023	89,179	91,085	91,632	92,015	93,6	94,991	95,574	100,84	102,078	102,962	106,684	108,493
Cataluña	79,52	81,501	82,891	83,2	86,113	87,432	88,266	91,071	91,849	92,633	95,591	96,552	97,361	100,196	101,624	102,953	106,226	107,148
Comunitat Valenciana	82,072	83,627	84,536	84,868	86,806	88,033	88,471	90,277	92,639	93,102	94,877	96,244	97,478	100,235	101,499	102,214	105,032	106,43
Extremadura	82,832	84,696	85,325	85,727	86,744	88,028	88,398	91,957	93,096	93,415	94,665	95,057	97,194	99,844	101,445	102,776	105,869	107,278
Galicia	81,608	84,056	85,695	86,011	87,276	88,384	88,798	90,891	92,383	92,953	95,147	96,496	97,103	100,285	101,237	102,027	105,766	107,555
Madrid (Comunidad de)	83,516	85,898	86,961	86,981	88,033	89,105	89,656	91,46	92,321	92,475	94,827	96,715	97,507	100,047	102,104	103,137	106,424	107,479
Murcia (Región de)	77,879	81,209	82,271	84,788	87,429	88,904	89,879	91,546	92,179	92,706	95,214	96,489	97,975	100,019	101,068	102,858	105,783	107,621
Navarra (Comunidad Foral de)	87,255	89,427	90,097	90,437	92,967	93,067	93,305	94,326	94,85	95,168	96,821	96,988	98,085	100,358	100,878	101,015	106,117	106,988
País Vasco	81,311	83,836	85,309	85,902	87,778	89,282	90,029	91,677	92,952	93,307	95,419	96,521	97,678	100,346	101,004	101,655	104,657	106,039
Rioja (La)	77,004	78,699	82,528	83,037	84,865	87,221	87,278	89,921	92,062	94,325	95,747	96,758	97,309	100,543	101,037	101,361	105,217	109,018
Ceuta	92,364	93,145	93,65	93,952	94,299	94,954	94,954	97,391	97,664	97,762	98,694	99,308	99,308	99,74	100,889	101,513	102,134	103,586
Melilla	70,366	76,71	80,444	80,986	87,444	88,545	89,729	91,071	91,947	92,862	96,555	96,701	97,222	99,399	101,584	100,665	103,956	107,082
C. Valenciana/Nacional	1,003	0,997	0,992	0,991	0,993	0,994	0,993	0,990	1,003	1,001	0,996	0,997	1,001	1,001	0,998	0,996	0,993	0,992
C. Valenciana/Madrid	0,983	0,974	0,972	0,976	0,986	0,988	0,987	0,987	1,003	1,007	1,001	0,995	1,000	1,002	0,994	0,991	0,987	0,990
C. Valenciana/Cataluña	1,032	1,026	1,020	1,020	1,008	1,007	1,002	0,991	1,009	1,005	0,993	0,997	1,001	1,000	0,999	0,993	0,989	0,993
C. Valenciana/País Vasco	1,009	0,998	0,991	0,988	0,989	0,986	0,983	0,985	0,997	0,998	0,994	0,997	0,998	0,999	1,005	1,005	1,004	1,004
C. Valenciana/Castilla-La Mancha	1,007	0,993	0,987	0,990	0,988	0,989	0,992	0,991	1,011	1,012	1,014	1,013	1,020	0,994	0,994	0,993	0,985	0,981
C. Valenciana/Murcia	1,054	1,030	1,028	1,001	0,993	0,990	0,984	0,986	1,005	1,004	0,996	0,997	0,995	1,002	1,004	0,994	0,993	0,989
C. Valenciana/Aragón	0,981	0,965	0,956	0,956	0,961	0,971	0,971	0,973	0,978	0,976	0,981	0,983	0,992	0,999	1,004	1,001	0,992	0,983

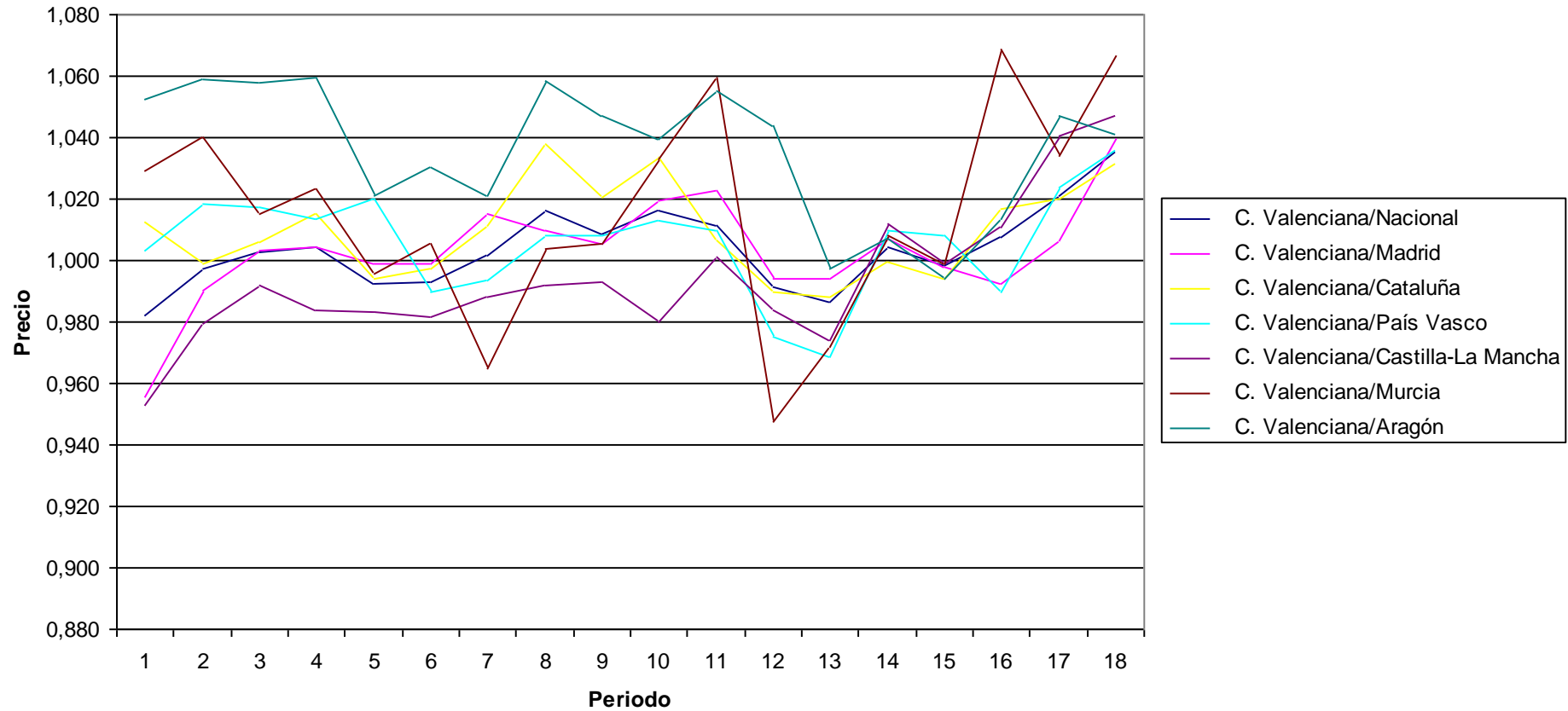
Precios: Conservación de la vivienda



PRECIOS: Otros servicios relacionados con la vivienda
Indices por comunidades autónomas de subgrupos
 Unidades:Base 2006=100

	Indice																	
	2002M01	2002M06	2002M12	2003M01	2003M06	2003M12	2004M01	2004M06	2004M12	2005M01	2005M06	2005M12	2006M01	2006M06	2006M12	2007M01	2007M06	2007M12
Nacional	82,266	84,353	85,005	85,555	86,768	87,728	88,508	91,254	92,121	92,706	95,992	97,315	97,792	100,327	101,003	102,437	105,388	105,577
Andalucía	82,108	83,248	83,396	83,969	86,299	86,923	87,422	89,941	90,857	91,202	96,347	97,499	98,668	100,155	100,952	101,754	103,624	104,466
Aragón	76,762	79,461	80,593	81,142	84,317	84,553	86,825	87,663	88,739	90,611	92,02	92,427	96,736	100,051	101,423	101,868	102,801	105,028
Asturias (Principado de)	81,391	83,128	85,93	87,042	87,525	88,186	89,614	92,729	93,687	95,918	95,918	95,918	96,792	101,009	101,009	102,944	110,439	109,346
Balears (Illes)	83,005	86,333	86,802	87,277	89,616	89,148	89,148	93,957	94,049	95,609	96,216	97,342	97,756	100,519	100,942	100,431	101,647	102,096
Canarias	93,437	93,802	94,037	94,037	95,482	95,815	95,815	95,852	96,931	97,025	98,709	99,613	99,613	99,613	101,803	101,882	104,721	105,177
Cantabria	85,883	87,484	87,484	87,484	90,004	91,087	91,691	94,309	94,309	94,309	96,383	96,383	96,383	100,583	100,583	100,583	102,558	102,558
Castilla y León	86,713	88,096	88,396	88,534	88,514	88,968	89,327	90,832	91,776	92,35	97,23	97,508	98,081	100,303	100,926	101,564	104,93	106,158
Castilla - La Mancha	84,804	85,881	85,926	87,365	87,568	88,756	89,697	93,527	93,561	96,122	96,994	98,062	99,058	99,555	100,934	102,136	103,429	104,462
Cataluña	79,817	84,205	84,718	84,678	86,627	87,336	87,625	89,386	91,036	91,153	96,477	97,47	97,628	100,813	101,404	101,545	105,538	106,043
Comunitat Valenciana	80,802	84,128	85,238	85,946	86,1	87,122	88,638	92,758	92,897	94,188	97,094	96,479	96,481	100,765	100,821	103,231	107,627	109,354
Extremadura	83,875	85,768	86,807	87,785	89,91	92,637	92,637	93,689	95,025	95,025	95,935	98,724	98,724	100,441	100,441	100,643	101,33	103,263
Galicia	81,819	84,037	85,861	86,909	88,14	88,575	90,915	93,238	96,029	96,706	96,479	97,02	97,841	100,202	100,755	103,631	104,409	104,568
Madrid (Comunidad de)	84,572	84,938	84,983	85,585	86,186	87,216	87,3	91,874	92,384	92,384	94,915	97,04	97,04	100,069	101,013	103,999	106,96	105,131
Murcia (Región de)	78,514	80,899	83,975	83,975	86,484	86,64	91,852	92,418	92,418	91,179	91,653	101,806	99,298	99,944	100,942	96,621	104,06	102,475
Navarra (Comunidad Foral de)	82,598	82,692	82,692	85,977	86,539	86,937	86,937	90,084	90,356	90,961	96,953	96,953	96,953	100,938	100,938	101,979	103,861	103,861
País Vasco	80,531	82,605	83,779	84,778	84,417	88,009	89,222	91,998	92,173	92,971	96,156	98,917	99,623	99,782	100,022	104,299	105,147	105,613
Rioja (La)	80,384	80,737	80,792	81,133	82,92	83,055	83,733	85,113	85,555	92,974	94,351	94,418	95,16	101,575	102,549	104,015	107,19	107,957
Ceuta	89,372	89,372	89,401	92,537	92,537	95,245	95,684	97,182	97,182	97,182	97,182	97,182	97,378	100,175	100,291	100,405	100,405	103,015
Melilla	96,663	96,663	96,663	96,663	96,663	97,38	97,38	97,38	97,38	97,38	97,38	100	100	100	100	102,762	102,702	102,702
C. Valenciana/Nacional	0,982	0,997	1,003	1,005	0,992	0,993	1,001	1,016	1,008	1,016	1,011	0,991	0,987	1,004	0,998	1,008	1,021	1,036
C. Valenciana/Madrid	0,955	0,990	1,003	1,004	0,999	0,999	1,015	1,010	1,006	1,020	1,023	0,994	0,994	1,007	0,998	0,993	1,006	1,040
C. Valenciana/Cataluña	1,012	0,999	1,006	1,015	0,994	0,998	1,012	1,038	1,020	1,033	1,006	0,990	0,988	1,000	0,994	1,017	1,020	1,031
C. Valenciana/País Vasco	1,003	1,018	1,017	1,014	1,020	0,990	0,993	1,008	1,008	1,013	1,010	0,975	0,968	1,010	1,008	0,990	1,024	1,035
C. Valenciana/Castilla-La Mancha	0,953	0,980	0,992	0,984	0,983	0,982	0,988	0,992	0,993	0,980	1,001	0,984	0,974	1,012	0,999	1,011	1,041	1,047
C. Valenciana/Murcia	1,029	1,040	1,015	1,023	0,996	1,006	0,965	1,004	1,005	1,033	1,059	0,948	0,972	1,008	0,999	1,068	1,034	1,067
C. Valenciana/Aragón	1,053	1,059	1,058	1,059	1,021	1,030	1,021	1,058	1,047	1,039	1,055	1,044	0,997	1,007	0,994	1,013	1,047	1,041

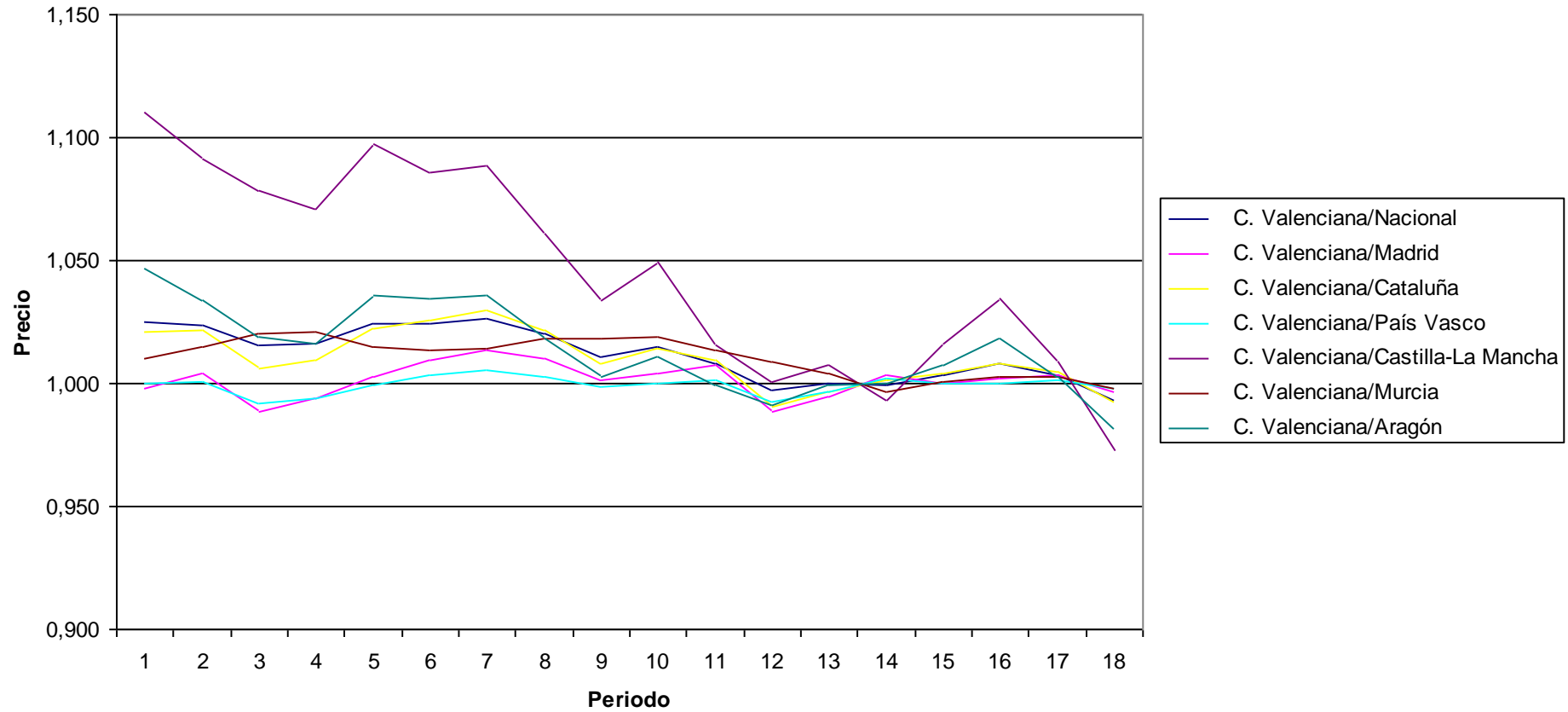
Precios: Otros servicios relacionados con la vivienda



PRECIOS: Electricidad, gas y otros combustibles
Indices por comunidades autónomas de subgrupos
 Unidades:Base 2006=100

	Indice																	
	2002M01	2002M06	2002M12	2003M01	2003M06	2003M12	2004M01	2004M06	2004M12	2005M01	2005M06	2005M12	2006M01	2006M06	2006M12	2007M01	2007M06	2007M12
Nacional	83,424	82,708	82,966	83,924	83,736	84,098	84,747	85,043	87,01	87,423	90,177	93,777	98,432	100,787	99,349	100,804	101,201	104,331
Andalucía	85,448	84,146	83,306	84,228	85,309	85,729	86,557	85,804	86,812	87,665	89,976	92,814	98,16	100,938	99,793	101,625	101,363	103,531
Aragón	81,666	81,866	82,73	83,959	82,778	83,3	83,98	85,189	87,69	87,8	90,981	94,364	98,54	100,714	98,936	99,828	101,328	105,57
Asturias (Principado de)	82,237	81,825	82,42	83,465	82,742	83,189	83,798	84,574	86,883	87,159	90,309	94,107	98,406	100,779	99,123	100,305	101,147	104,927
Balears (Illes)	85,944	84,91	84,506	85,445	86,093	86,384	87,211	86,768	87,862	88,712	90,748	93,455	98,468	100,694	99,801	101,645	101,637	103,797
Canarias	85,393	85,404	84,604	85,575	86,674	86,977	87,953	87,753	88,272	89,433	91,077	93,166	98,438	100,658	100,081	102,216	101,776	103,234
Cantabria	83,303	82,578	82,575	83,593	83,574	84,049	84,75	84,956	86,772	87,273	90,163	93,545	98,263	100,869	99,364	100,914	101,19	104,162
Castilla y León	79,336	79,485	80,26	81,571	80,234	81,053	81,654	83,144	86,127	85,898	90,009	93,83	98,11	101,095	98,521	99,061	100,915	105,906
Castilla - La Mancha	76,991	77,569	78,17	79,664	78,177	79,337	79,948	81,777	85,081	84,584	89,51	93,446	97,723	101,409	98,143	98,226	100,705	106,561
Cataluña	83,75	82,875	83,757	84,512	83,893	83,995	84,466	84,939	87,274	87,524	90,093	94,411	98,771	100,596	99,323	100,803	101,105	104,343
Comunitat Valenciana	85,489	84,648	84,276	85,302	85,766	86,151	87,004	86,766	87,954	88,748	90,918	93,507	98,454	100,7	99,703	101,622	101,572	103,597
Extremadura	84,432	83,263	82,39	83,393	84,379	84,934	85,768	85,17	86,335	87,085	89,731	92,608	97,999	101,067	99,639	101,324	101,208	103,742
Galicia	79,611	79,359	79,216	80,475	80,172	81,1	81,788	82,487	84,85	85,003	89,156	92,861	97,64	101,351	98,82	99,639	100,817	105,247
Madrid (Comunidad de)	85,679	84,323	85,227	85,832	85,556	85,349	85,841	85,869	87,863	88,397	90,277	94,577	99,017	100,374	99,682	101,442	101,246	103,92
Murcia (Región de)	84,65	83,408	82,618	83,56	84,519	85,013	85,804	85,194	86,391	87,124	89,708	92,709	98,061	101,034	99,657	101,351	101,273	103,781
Navarra (Comunidad Foral de)	78,548	78,986	79,998	81,353	79,668	80,494	81,08	82,858	85,986	85,825	90,146	94,235	98,102	101,005	98,468	98,994	100,931	106,154
País Vasco	85,507	84,603	84,98	85,801	85,812	85,872	86,546	86,503	88,068	88,776	90,773	94,188	98,766	100,485	99,713	101,599	101,452	103,809
Rioja (La)	82,816	82,131	82,926	83,847	83,195	83,426	83,984	84,582	86,895	87,217	90,121	94,218	98,534	100,697	99,241	100,658	101,149	104,544
Ceuta	81,763	81,468	80,961	81,87	83,397	84,065	84,903	84,619	86,37	87,261	89,75	92,549	97,983	100,943	99,897	101,616	101,146	103,761
Melilla	85,325	85,218	84,969	86,077	86,878	87,309	88,342	88,276	89,398	90,525	92,099	93,789	98,653	100,399	100,038	102,088	101,916	103,657
C. Valenciana/Nacional	1,025	1,023	1,016	1,016	1,024	1,024	1,027	1,020	1,011	1,015	1,008	0,997	1,000	0,999	1,004	1,008	1,004	0,993
C. Valenciana/Madrid	0,998	1,004	0,989	0,994	1,002	1,009	1,014	1,010	1,001	1,004	1,007	0,989	0,994	1,003	1,000	1,002	1,003	0,997
C. Valenciana/Cataluña	1,021	1,021	1,006	1,009	1,022	1,026	1,030	1,022	1,008	1,014	1,009	0,990	0,997	1,001	1,004	1,008	1,005	0,993
C. Valenciana/País Vasco	1,000	1,001	0,992	0,994	0,999	1,003	1,005	1,003	0,999	1,000	1,002	0,993	0,997	1,002	1,000	1,000	1,001	0,998
C. Valenciana/Castilla-La Mancha	1,110	1,091	1,078	1,071	1,097	1,086	1,088	1,061	1,034	1,049	1,016	1,001	1,007	0,993	1,016	1,035	1,009	0,972
C. Valenciana/Murcia	1,010	1,015	1,020	1,021	1,015	1,013	1,014	1,018	1,018	1,019	1,013	1,009	1,004	0,997	1,000	1,003	1,003	0,998
C. Valenciana/Aragón	1,047	1,034	1,019	1,016	1,036	1,034	1,036	1,019	1,003	1,011	0,999	0,991	0,999	1,000	1,008	1,018	1,002	0,981

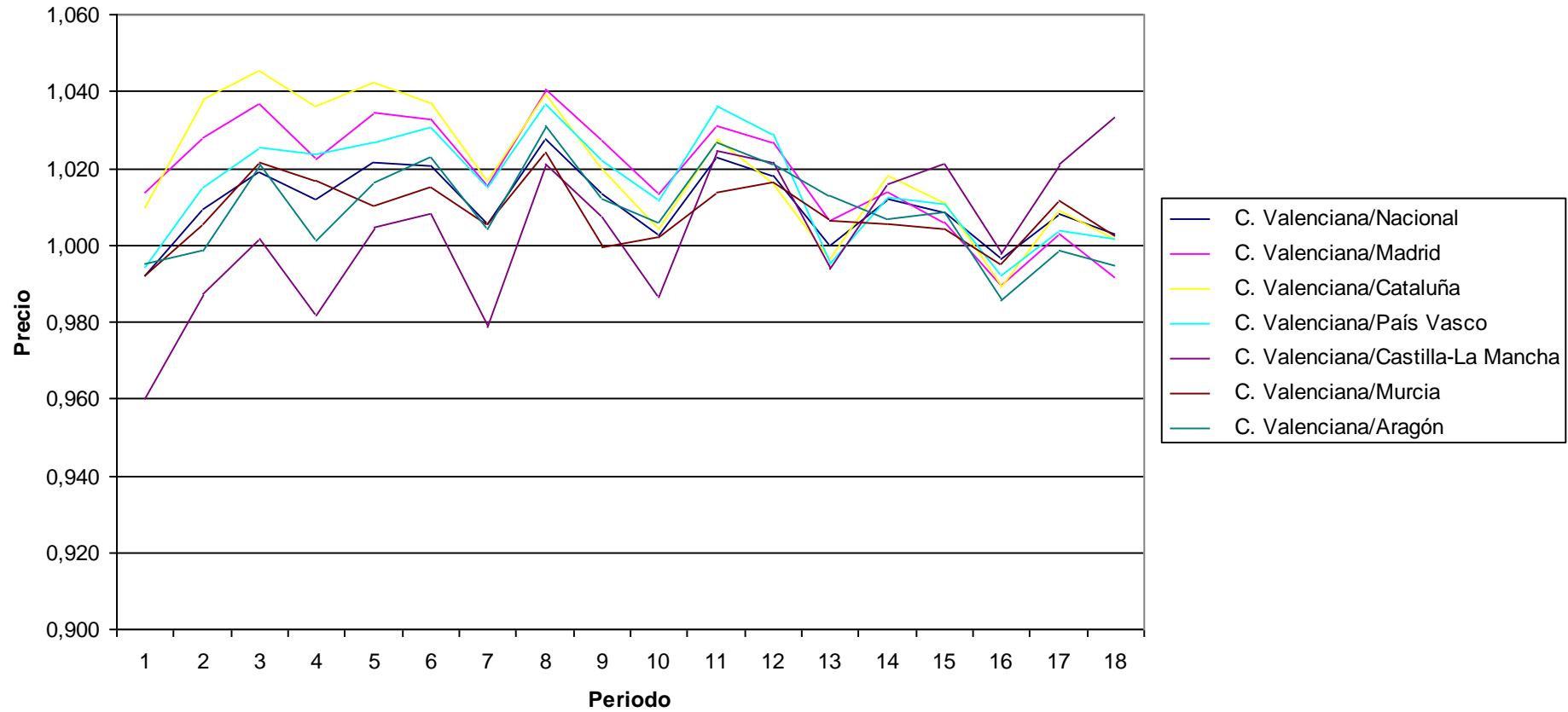
Precios: Electricidad, gas y otros combustibles



PRECIOS: Muebles y otros enseres
Indices por comunidades autónomas de subgrupos
 Unidades:Base 2006=100

	Indice																	
	2002M01	2002M06	2002M12	2003M01	2003M06	2003M12	2004M01	2004M06	2004M12	2005M01	2005M06	2005M12	2006M01	2006M06	2006M12	2007M01	2007M06	2007M12
Nacional	86,543	88,618	89,508	88,809	91,259	92,14	91,158	93,97	94,944	94,303	97,32	98,389	97,693	100,763	101,885	101,699	105,182	105,963
Andalucía	86,936	89,475	90,219	88,852	91,557	92,784	91,173	94,032	95,049	93,773	97,081	98,282	97,115	101,143	102,455	101,511	106,008	106,621
Aragón	86,309	89,584	89,328	89,768	91,709	91,944	91,28	93,632	95,074	93,958	96,973	98,087	96,437	101,273	101,868	102,798	106,162	106,814
Asturias (Principado de)	88,978	91,125	91,978	90,964	92,55	93,322	92,836	95,529	96,018	94,803	99,822	100,587	99,458	100,723	101,148	100,208	103,99	104,683
Balears (Illes)	89,332	90,171	90,086	88,458	90,471	90,459	90,596	93,649	94,386	94,071	96,067	97,993	98,228	99,861	102,138	102,234	104,356	104,17
Canarias	95,946	96,778	97,164	95,261	98,675	98,953	96,485	99,5	100,854	98,577	100,552	101,126	98,376	101,457	101,228	98,677	101,738	102,03
Cantabria	91,343	92,936	94,33	92,635	94,41	95,365	95,099	96,864	97,082	95,576	99,241	98,345	96,935	100,374	101,766	99,102	103,606	106,664
Castilla y León	86,349	88,291	88,873	88,83	90,976	91,079	91,142	93,432	94,162	95,027	96,98	97,919	98,107	100,39	101,881	102,472	105,337	106,465
Castilla - La Mancha	89,456	90,627	91,077	91,574	92,795	93,288	93,654	94,538	95,548	95,823	97,165	98,064	98,307	100,356	100,614	101,529	103,842	102,788
Cataluña	85,056	86,193	87,254	86,763	89,452	90,681	90,161	92,921	94,361	94,124	96,897	98,588	98,013	100,164	101,62	102,45	105,091	106,076
Comunitat Valenciana	85,877	89,466	91,21	89,891	93,217	94,048	91,657	96,549	96,222	94,533	99,558	100,16	97,683	101,952	102,753	101,315	106,03	106,262
Extremadura	91,644	93,256	93,587	93,561	94,108	94,932	91,612	97,479	96,175	95,47	97,66	98,799	97,56	101,071	102,222	100,738	102,729	103,842
Galicia	84,438	87,121	87,955	86,852	89,24	90,676	89,755	92,145	93,74	93,72	96,237	97,107	97,261	100,82	101,685	101,702	105,383	106,212
Madrid (Comunidad de)	84,725	87,029	87,968	87,942	90,105	91,051	90,253	92,792	93,665	93,299	96,551	97,559	97,082	100,58	102,164	102,404	105,712	107,203
Murcia (Región de)	86,569	88,99	89,293	88,406	92,288	92,66	91,144	94,259	96,26	94,355	98,223	98,569	97,082	101,408	102,304	101,827	104,825	105,984
Navarra (Comunidad Foral de)	92,29	93,153	95,242	94,735	95,293	96,406	95,96	96,667	98,575	98,342	99,474	99,678	99,789	100,049	100,06	100,106	104,118	105,688
País Vasco	86,387	88,131	88,965	87,822	90,797	91,251	90,3	93,149	94,175	93,47	96,074	97,343	98,149	100,683	101,674	102,114	105,628	106,106
Rioja (La)	82,561	83,989	86,161	86,224	88,072	88,981	89,431	91,74	92,731	93,107	95,427	97,547	97,933	100,038	101,699	102,164	104,069	105,004
Ceuta	91,74	92,822	92,87	93,192	94,267	94,453	93,025	95,448	94,296	92,745	98,327	99,813	98,415	99,976	101,363	102,675	104,729	105,394
Melilla	91,745	94,114	93,946	93,506	94,267	94,967	95,391	95,412	96,36	97,286	98,767	100,232	99,147	99,671	101,048	100,998	102,481	103,356
C. Valenciana/Nacional	0,992	1,010	1,019	1,012	1,021	1,021	1,005	1,027	1,013	1,002	1,023	1,018	1,000	1,012	1,009	0,996	1,008	1,003
C. Valenciana/Madrid	1,014	1,028	1,037	1,022	1,035	1,033	1,016	1,040	1,027	1,013	1,031	1,027	1,006	1,014	1,006	0,989	1,003	0,991
C. Valenciana/Cataluña	1,010	1,038	1,045	1,036	1,042	1,037	1,017	1,039	1,020	1,004	1,027	1,016	0,997	1,018	1,011	0,989	1,009	1,002
C. Valenciana/País Vasco	0,994	1,015	1,025	1,024	1,027	1,031	1,015	1,037	1,022	1,011	1,036	1,029	0,995	1,013	1,011	0,992	1,004	1,001
C. Valenciana/Castilla-La Mancha	0,960	0,987	1,001	0,982	1,005	1,008	0,979	1,021	1,007	0,987	1,025	1,021	0,994	1,016	1,021	0,998	1,021	1,034
C. Valenciana/Murcia	0,992	1,005	1,021	1,017	1,010	1,015	1,006	1,024	1,000	1,002	1,014	1,016	1,006	1,005	1,004	0,995	1,011	1,003
C. Valenciana/Aragón	0,995	0,999	1,021	1,001	1,016	1,023	1,004	1,031	1,012	1,006	1,027	1,021	1,013	1,007	1,009	0,986	0,999	0,995

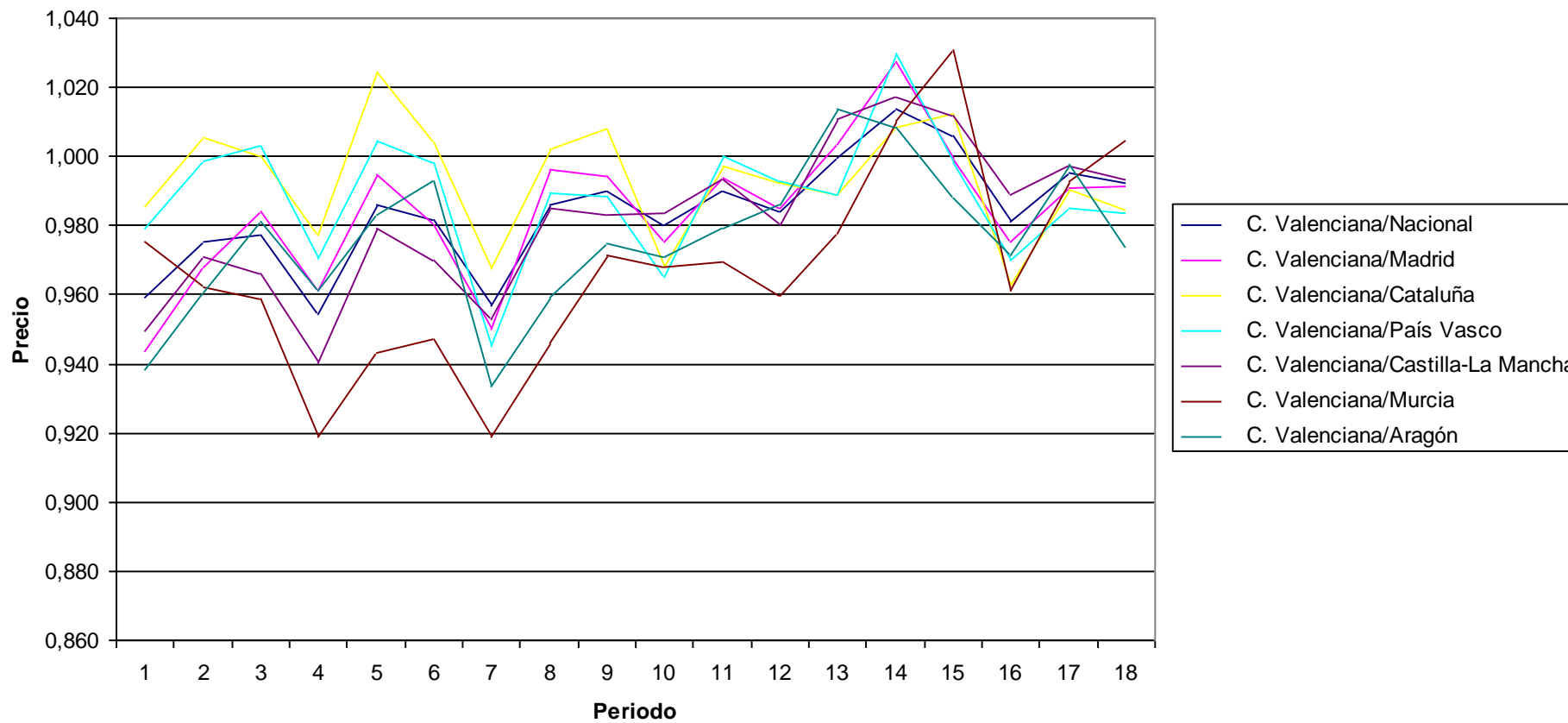
Precios: Muebles y otros enseres



PRECIOS: Artículos textiles para el hogar
Índices por comunidades autónomas de subgrupos
 Unidades:Base 2006=100

	Índice																	
	2002M01	2002M06	2002M12	2003M01	2003M06	2003M12	2004M01	2004M06	2004M12	2005M01	2005M06	2005M12	2006M01	2006M06	2006M12	2007M01	2007M06	2007M12
Nacional	89,898	93,651	94,517	90,944	95,421	96,034	92,066	97,384	99,589	95,7	100,763	101,079	97,428	102,396	103,244	99,961	104,593	104,907
Andalucía	90,548	95,578	97,003	92,843	97,76	98,212	92,057	98,065	100,582	94,603	101,316	101,874	96,791	102,921	103,604	99,553	105,132	106,158
Aragón	91,909	95,079	94,142	90,295	95,748	94,928	94,359	100,121	101,139	96,632	101,907	100,868	96,057	102,927	105,15	100,945	104,335	106,919
Asturias (Principado de)	98,27	98,756	99,177	97,688	98,524	99,283	96,26	102,047	103,346	99,35	105,202	101,963	98,764	101,493	101,716	99,779	104,995	104,713
Balears (Illes)	93,526	96,639	98,844	96,681	99,81	98,535	94,33	101,038	102,53	99,386	103,327	103,27	95,389	102,396	104,103	101,321	103,095	101,942
Canarias	97,841	97,825	98,806	96,321	100,218	98,61	96,073	99,663	99,836	97,665	101,783	101,443	99,238	101,518	101,734	97,151	99,996	99,201
Cantabria	91,314	96,171	97,778	95,134	96,896	98,617	90,822	98,465	99,357	91,751	101,224	102,524	93,972	104,158	104,642	96,127	106,148	108,122
Castilla y León	88,353	92,599	92,655	88,888	94,378	94,623	90,311	96,331	98,658	93,794	99,175	100,268	97,802	102,595	102,489	99,06	104,176	104,353
Castilla - La Mancha	90,833	94,065	95,619	92,331	96,107	97,154	92,409	97,492	100,297	95,384	100,455	101,502	96,332	102,023	102,663	99,186	104,381	104,812
Cataluña	87,483	90,838	92,347	88,798	91,851	93,883	91,053	95,823	97,807	96,906	100,027	100,267	98,459	102,943	102,598	101,867	105,123	105,749
Comunitat Valenciana	86,231	91,35	92,355	86,797	94,106	94,25	88,078	96,034	98,599	93,803	99,765	99,476	97,385	103,787	103,863	98,081	104,09	104,095
Extremadura	92,469	94,161	95,694	95,499	98,937	98,008	95,268	98,055	101,256	98,149	101,844	102,081	97,258	101,956	103,457	100,264	105,356	102,972
Galicia	89,368	92,736	93,723	90,979	95,29	94,992	91,709	96,494	99,153	95,266	100,795	101,671	97,245	102,218	102,863	100,401	104,365	105,037
Madrid (Comunidad de)	91,38	94,37	93,86	90,303	94,611	96,138	92,707	96,388	99,174	96,164	100,413	100,986	97,06	101,002	103,972	100,55	105,067	105,013
Murcia (Región de)	88,419	94,946	96,343	94,445	99,798	99,527	95,832	101,479	101,495	96,887	102,897	103,675	99,6	102,741	100,772	102,036	104,866	103,572
Navarra (Comunidad Foral de)	90,236	94,969	96,485	92,34	95,258	96,868	92,246	98,272	99,433	92,912	100,228	100,968	95,274	102,687	102,021	96,945	103,586	102,465
País Vasco	88,073	91,48	92,082	89,429	93,664	94,429	93,168	97,039	99,775	97,185	99,77	100,184	98,487	100,77	104,06	101,098	105,693	105,855
Rioja (La)	88,027	95,804	96,065	86,797	98,863	98,325	93,921	100,34	103,165	91,266	104,88	107,575	92,661	99,372	109,222	100,198	110,38	112,089
Ceuta	88,001	92,919	93,438	87,111	95,957	91,764	89,23	97,334	98,044	92,885	100,128	101,956	95,663	101,676	101,891	97,5	102,987	104,107
Melilla	105,265	115,967	114,86	95,9	105,877	102,189	91,27	99,966	100,542	92,584	103,275	107,501	99,308	102,733	103,071	97,056	102,18	105,334
C. Valenciana/Nacional	0,959	0,975	0,977	0,954	0,986	0,981	0,957	0,986	0,990	0,980	0,990	0,984	1,000	1,014	1,006	0,981	0,995	0,992
C. Valenciana/Madrid	0,944	0,968	0,984	0,961	0,995	0,980	0,950	0,996	0,994	0,975	0,994	0,985	1,003	1,028	0,999	0,975	0,991	0,991
C. Valenciana/Cataluña	0,986	1,006	1,000	0,977	1,025	1,004	0,967	1,002	1,008	0,968	0,997	0,992	0,989	1,008	1,012	0,963	0,990	0,984
C. Valenciana/País Vasco	0,979	0,999	1,003	0,971	1,005	0,998	0,945	0,990	0,988	0,965	1,000	0,993	0,989	1,030	0,998	0,970	0,985	0,983
C. Valenciana/Castilla-La Mancha	0,949	0,971	0,966	0,940	0,979	0,970	0,953	0,985	0,983	0,983	0,993	0,980	1,011	1,017	1,012	0,989	0,997	0,993
C. Valenciana/Murcia	0,975	0,962	0,959	0,919	0,943	0,947	0,919	0,946	0,971	0,968	0,970	0,959	0,978	1,010	1,031	0,961	0,993	1,005
C. Valenciana/Aragón	0,938	0,961	0,981	0,961	0,983	0,993	0,933	0,959	0,975	0,971	0,979	0,986	1,014	1,008	0,988	0,972	0,998	0,974

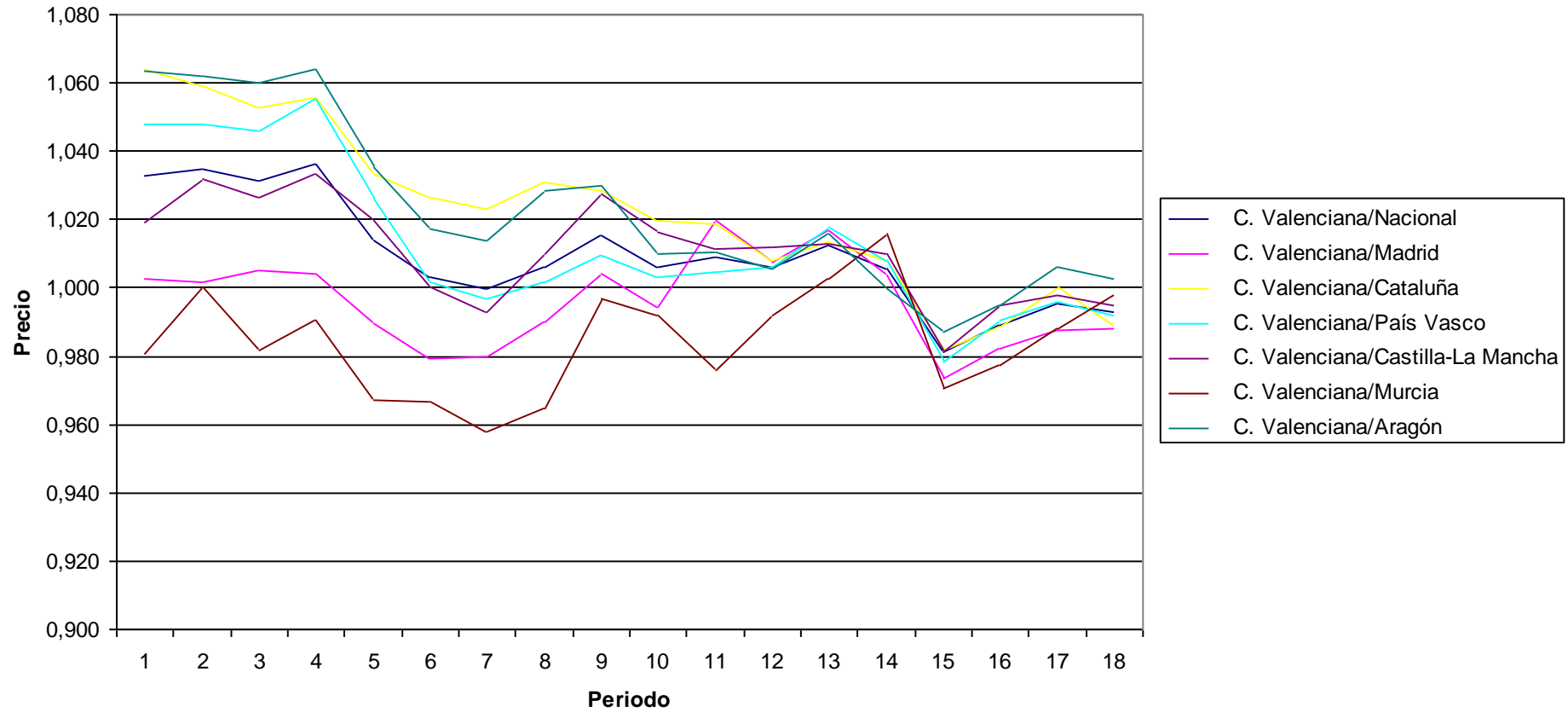
Precios: Artículos textiles para el hogar



PRECIOS: Electrodomésticos y reparaciones
Indices por comunidades autónomas de subgrupos
 Unidades:Base 2006=100

	Indice																	
	2002M01	2002M06	2002M12	2003M01	2003M06	2003M12	2004M01	2004M06	2004M12	2005M01	2005M06	2005M12	2006M01	2006M06	2006M12	2007M01	2007M06	2007M12
Nacional	102,579	103,046	102,72	102,523	102,171	101,122	100,767	100,604	100,824	100,451	100,291	100,01	99,969	100,597	99,604	99,704	99,926	99,321
Andalucía	103,587	103,826	103,122	103	103,432	102,012	101,784	101,583	101,137	100,724	101,172	99,621	99,762	101,112	99,395	99,653	100,288	99,422
Aragón	99,625	100,39	99,913	99,839	100,077	99,701	99,39	98,408	99,387	100,051	100,181	100,061	99,63	101,179	99,013	99,11	98,871	98,354
Asturias (Principado de)	103,707	103,583	103,692	103,878	103,986	102,793	102,313	102,008	102,457	102,26	101,926	100,904	100,351	99,814	99,946	100,37	99,939	99,072
Balears (Illes)	107,606	107,308	106,467	106,129	104,593	102,866	102,553	102,963	100,102	100,811	100,912	99,746	99,802	101,359	98,603	97,77	96,494	96,559
Canarias	100,458	100,172	100,643	95,959	97,127	97,777	96,686	98,871	99,372	98,327	99,751	100,248	99,575	100,808	100,456	99,849	99,339	96,625
Cantabria	102,174	101,398	101,846	100,914	100,212	99,571	98,991	97,772	98,099	97,529	98,326	99,173	98,543	100,291	100,915	100,726	101,258	100,916
Castilla y León	102,47	102,214	102,461	101,708	101,966	101,136	100,669	100,262	101,072	100,991	100,216	100,69	100,306	100,16	99,862	99,237	99,422	99,031
Castilla - La Mancha	103,942	103,331	103,178	102,818	101,614	101,442	101,462	100,209	99,645	99,456	100,065	99,39	99,894	100,143	99,627	99,119	99,691	99,128
Cataluña	99,585	100,697	100,613	100,636	100,244	98,842	98,49	98,191	99,514	99,115	99,341	99,785	99,883	100,337	99,579	99,757	99,433	99,777
Comunitat Valenciana	105,949	106,631	105,934	106,231	103,591	101,444	100,751	101,209	102,359	101,06	101,203	100,595	101,198	101,134	97,748	98,614	99,449	98,629
Extremadura	102,637	103,576	102,738	101,778	101,52	101,196	101,368	102,355	101,959	101,289	100,737	100,565	100,87	99,789	99,658	100,153	99,98	100,583
Galicia	97,64	98,542	98,913	98,829	99,804	99,557	99,834	100,035	99,722	100,093	99,875	99,871	99,804	100,417	100,018	99,8	100,326	99,615
Madrid (Comunidad de)	105,682	106,455	105,406	105,806	104,712	103,605	102,83	102,238	101,932	101,651	99,228	99,839	99,517	100,765	100,416	100,405	100,706	99,843
Murcia (Región de)	108,031	106,587	107,923	107,271	107,127	104,922	105,189	104,929	102,689	101,897	103,706	101,422	100,912	99,561	100,703	100,876	100,638	98,857
Navarra (Comunidad Foral de)	97,623	98,474	98,069	98,448	99,378	99,802	99,902	99,035	98,785	98,915	98,919	99,17	99,258	100,277	100,589	100,775	100,281	100,365
País Vasco	101,114	101,735	101,271	100,655	100,971	101,271	101,054	101,051	101,379	100,735	100,759	99,999	99,436	100,317	99,895	99,549	99,867	99,425
Rioja (La)	91,481	92,133	92,828	92,87	95,003	95,003	95,363	95,808	97,566	97,763	99,268	98,299	98,993	100,13	100,499	100,835	102,061	100,945
Ceuta	99,919	99,829	98,574	98,334	99,909	97,97	98,502	98,672	98,542	96,938	98,963	99,316	99,517	101,163	100,67	101,375	101,015	99,399
Melilla	102,059	101,486	100,638	101,594	102,06	101,123	100,518	100,235	99,953	101,037	101,581	101,45	100,543	100,085	99,999	101,705	103,142	101,894
C. Valenciana/Nacional	1,033	1,035	1,031	1,036	1,014	1,003	1,000	1,006	1,015	1,006	1,009	1,006	1,012	1,005	0,981	0,989	0,995	0,993
C. Valenciana/Madrid	1,003	1,002	1,005	1,004	0,989	0,979	0,980	0,990	1,004	0,994	1,020	1,008	1,017	1,004	0,973	0,982	0,988	0,988
C. Valenciana/Cataluña	1,064	1,059	1,053	1,056	1,033	1,026	1,023	1,031	1,029	1,020	1,019	1,008	1,013	1,008	0,982	0,989	1,000	0,988
C. Valenciana/País Vasco	1,048	1,048	1,046	1,055	1,026	1,002	0,997	1,002	1,010	1,003	1,004	1,006	1,018	1,008	0,979	0,991	0,996	0,992
C. Valenciana/Castilla-La Mancha	1,019	1,032	1,027	1,033	1,019	1,000	0,993	1,010	1,027	1,016	1,011	1,012	1,013	1,010	0,981	0,995	0,998	0,995
C. Valenciana/Murcia	0,981	1,000	0,982	0,990	0,967	0,967	0,958	0,965	0,997	0,992	0,976	0,992	1,003	1,016	0,971	0,978	0,988	0,998
C. Valenciana/Aragón	1,063	1,062	1,060	1,064	1,035	1,017	1,014	1,028	1,030	1,010	1,010	1,005	1,016	1,000	0,987	0,995	1,006	1,003

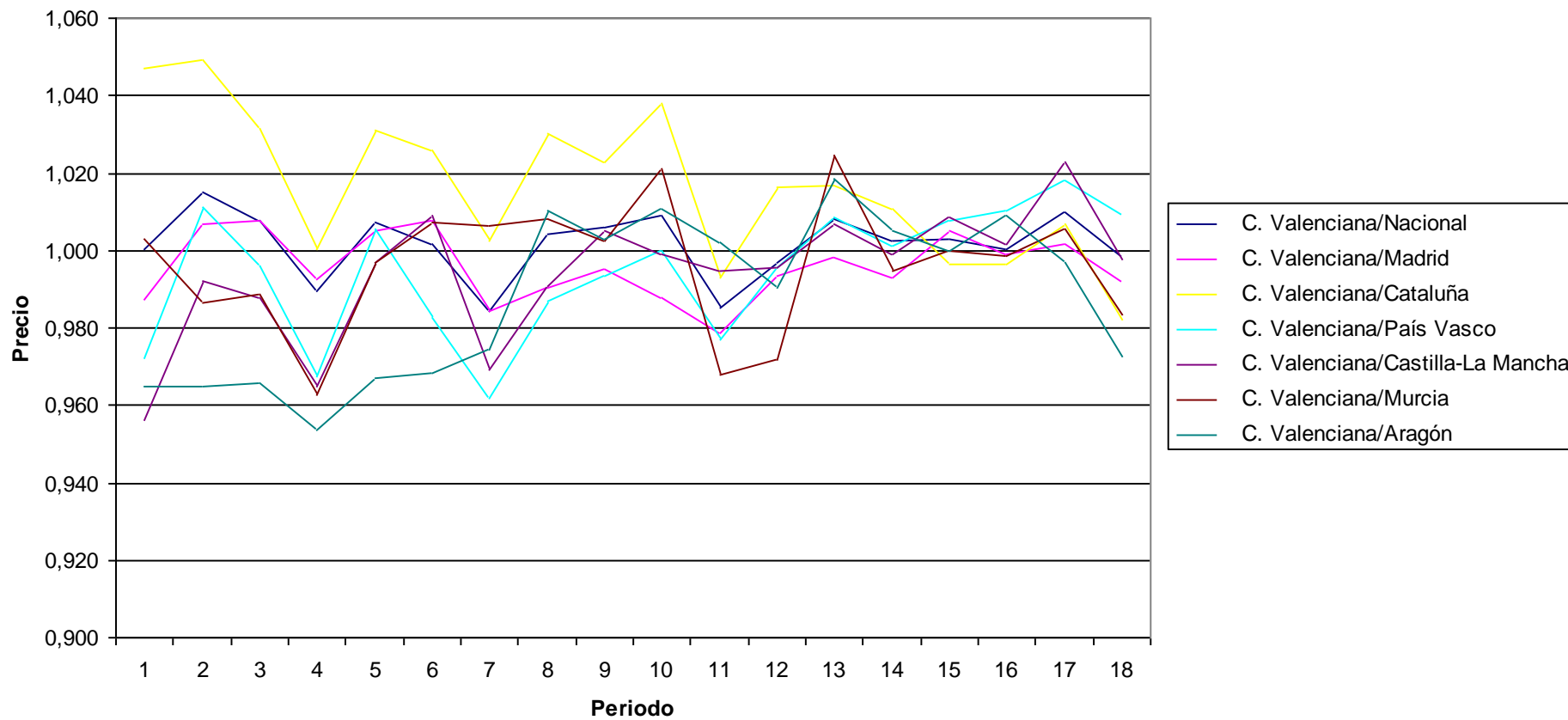
Precios: Electrodomésticos y reparaciones



PRECIOS: Utensilios de cocina y menaje
Indices por comunidades autónomas de subgrupos
 Unidades:Base 2006=100

	Indice																	
	2002M01	2002M06	2002M12	2003M01	2003M06	2003M12	2004M01	2004M06	2004M12	2005M01	2005M06	2005M12	2006M01	2006M06	2006M12	2007M01	2007M06	2007M12
Nacional	91,746	93,192	93,747	93,013	95,037	95,517	95,148	96,228	97,022	96,227	98,444	98,582	98,491	100,574	101,487	100,416	103,164	104,503
Andalucía	93,404	95,143	95,504	94,225	97,821	98,023	97,254	97,599	98,554	97,523	99,233	98,718	97,592	100,413	102,017	100,658	102,776	103,663
Aragón	95,138	98,036	97,819	96,522	98,983	98,838	96,118	95,653	97,303	96,05	96,824	99,255	97,517	100,309	101,789	99,572	104,517	107,278
Asturias (Principado de)	95,933	94,696	95,971	96,522	98,82	98,235	99,223	97,368	96,248	97,988	98,868	99,152	99,662	101,009	100,225	101,117	102,658	105,749
Balears (Illes)	92,119	95,237	92,495	94,012	93,155	98,991	97,915	98,91	99,008	98,019	98,92	97,845	97,614	101,508	101,246	100,56	105,577	105,239
Canarias	94,811	96,962	96,796	94,224	96,34	96,878	94,823	98,936	99,064	97,064	99,344	99,398	98,51	101,338	104,254	101,296	102,084	102,035
Cantabria	90,305	90,448	89,753	91,187	90,679	92,702	93,822	94,657	96,324	94,94	97,283	99,28	98,403	100,138	100,872	101,691	100,572	102,42
Castilla y León	91,727	92,275	93,098	92,744	93,923	94,348	95,339	95,782	96,906	97,229	98,426	97,972	99,235	99,719	101,271	100,918	102,555	104,076
Castilla - La Mancha	95,975	95,325	95,642	95,374	96,005	94,816	96,625	97,527	97,123	97,169	97,527	98,736	98,617	100,898	100,894	100,285	101,874	104,574
Cataluña	87,649	90,15	91,585	91,988	92,816	93,281	93,424	93,821	95,428	93,526	97,67	96,724	97,681	99,753	102,125	100,807	103,49	106,222
Comunitat Valenciana	91,782	94,573	94,454	92,027	95,705	95,687	93,666	96,637	97,6	97,083	97,004	98,291	99,304	100,814	101,773	100,447	104,194	104,3
Extremadura	92,653	94,403	93,696	93,073	96,017	95,186	95,091	97,251	97,788	97,551	99,758	99,052	98,321	101,03	100,848	97,704	101,335	99,437
Galicia	88,711	89,035	90,798	89,034	92,177	93,774	93,348	93,708	94,115	93,351	98,65	100,089	99,227	101,096	99,576	99,748	102,572	103,392
Madrid (Comunidad de)	92,965	93,929	93,75	92,737	95,208	94,965	95,148	97,594	98,063	98,291	99,109	98,942	99,502	101,522	101,262	100,559	104,026	105,183
Murcia (Región de)	91,527	95,883	95,555	95,598	96,019	94,984	93,091	95,866	97,36	95,084	100,21	101,165	96,931	101,331	101,783	100,577	103,623	106,097
Navarra (Comunidad Foral de)	91,503	93,403	92,863	93,606	94,694	95,792	95,592	96,948	97,341	97,521	98,044	98,107	98,454	99,434	101,341	100,533	104,447	107,086
País Vasco	94,403	93,526	94,845	95,134	95,173	97,362	97,392	97,905	98,247	97,084	99,298	98,73	98,444	100,675	100,982	99,42	102,33	103,318
Rioja (La)	91,395	92,751	94,209	93,975	94,634	95,704	95,786	96,056	95,667	94,583	95,391	99,972	99,745	99,346	101,23	100,017	104,616	107,147
Ceuta	92,915	97,199	102,917	102,483	101,099	105,638	103,384	104,949	105,279	104,811	100,786	100,876	99,698	97,281	100,502	96,687	100,395	102,073
Melilla	100,204	105,354	102,213	103,678	106,475	106,37	105,601	105,266	107,827	107,246	106,504	104,759	100,367	99,858	101,389	100,302	101,062	104,544
C. Valenciana/Nacional	1,000	1,015	1,008	0,989	1,007	1,002	0,984	1,004	1,006	1,009	0,985	0,997	1,008	1,002	1,003	1,000	1,010	0,998
C. Valenciana/Madrid	0,987	1,007	1,008	0,992	1,005	1,008	0,984	0,990	0,995	0,988	0,979	0,993	0,998	0,993	1,005	0,999	1,002	0,992
C. Valenciana/Cataluña	1,047	1,049	1,031	1,000	1,031	1,026	1,003	1,030	1,023	1,038	0,993	1,016	1,017	1,011	0,997	0,996	1,007	0,982
C. Valenciana/País Vasco	0,972	1,011	0,996	0,967	1,006	0,983	0,962	0,987	0,993	1,000	0,977	0,996	1,009	1,001	1,008	1,010	1,018	1,010
C. Valenciana/Castilla-La Mancha	0,956	0,992	0,988	0,965	0,997	1,009	0,969	0,991	1,005	0,999	0,995	0,995	1,007	0,999	1,009	1,002	1,023	0,997
C. Valenciana/Murcia	1,003	0,986	0,988	0,963	0,997	1,007	1,006	1,008	1,002	1,021	0,968	0,972	1,024	0,995	1,000	0,999	1,006	0,983
C. Valenciana/Aragón	0,965	0,965	0,966	0,953	0,967	0,968	0,974	1,010	1,003	1,011	1,002	0,990	1,018	1,005	1,000	1,009	0,997	0,972

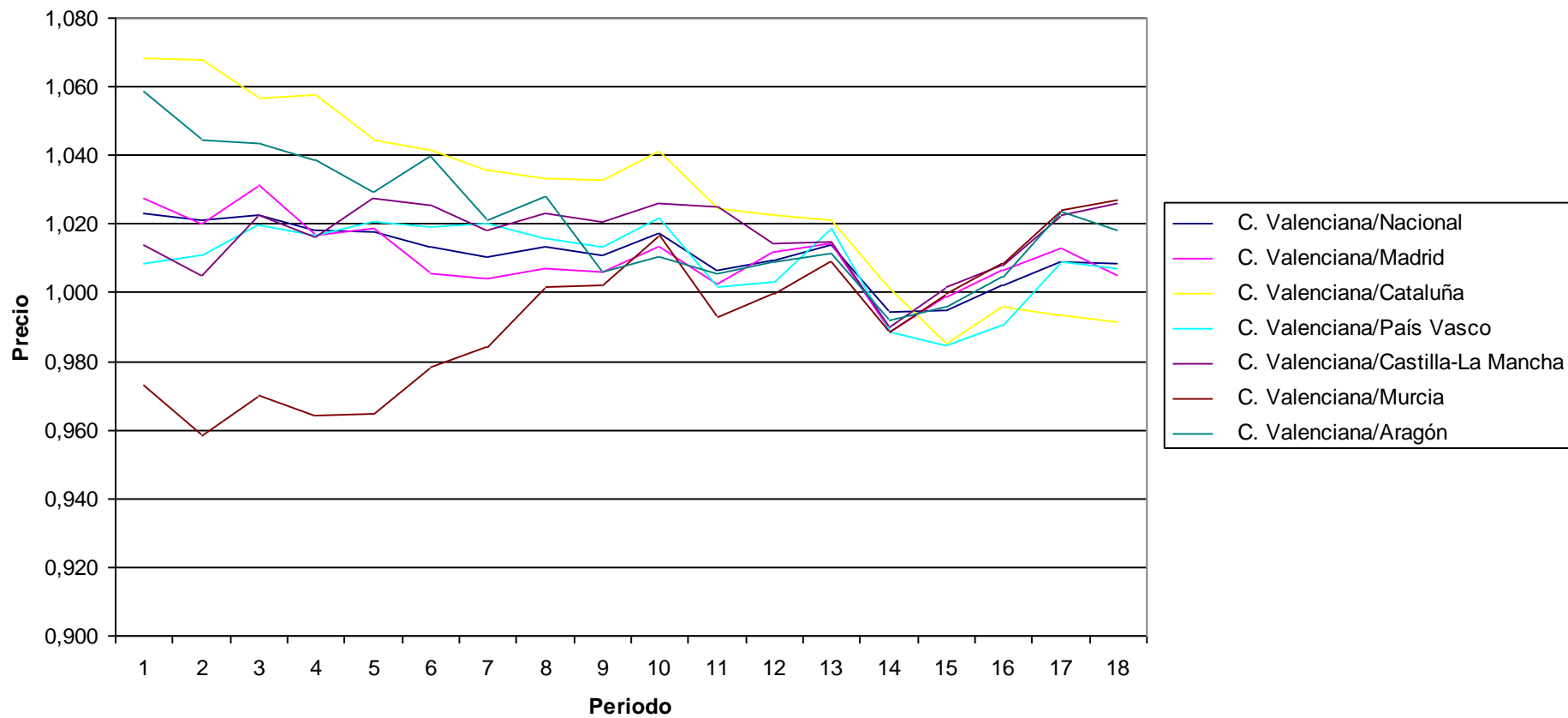
Precios: Utensilios de cocina y menaje



PRECIOS: Herramientas y accesorios para casa y jardín
Indices por comunidades autónomas de subgrupos
 Unidades:Base 2006=100

	Indice																	
	2002M01	2002M06	2002M12	2003M01	2003M06	2003M12	2004M01	2004M06	2004M12	2005M01	2005M06	2005M12	2006M01	2006M06	2006M12	2007M01	2007M06	2007M12
Nacional	89,123	90,701	91,66	91,659	93,258	93,967	93,927	95,241	96,143	95,974	97,405	98,466	98,603	99,982	101,291	101,808	104,46	105,59
Andalucía	90,513	92,571	93,045	93,293	94,093	94,83	95,234	96,134	96,914	96,714	97,822	98,789	98,474	100,019	101,434	101,79	104,626	106,015
Aragón	86,135	88,661	89,827	89,85	92,207	91,595	92,916	93,885	96,617	96,628	97,536	98,478	98,834	100,227	101,188	101,571	102,986	104,601
Asturias (Principado de)	88,594	90,517	92,43	92,681	95,455	94,334	94,55	96,061	97,086	96,606	97,85	98,473	98,457	99,822	100,878	102,201	104,359	105,483
Balears (Illes)	95,066	97,065	96,139	96,075	96,196	97,747	96,093	98,381	95,509	96,212	97,141	100,356	99,572	99,554	100,817	101,784	104,708	104,36
Canarias	89,645	88,54	90,052	90,101	90,836	92,869	93,452	94,657	95,889	95,625	96,918	98,15	99,053	100,749	100,251	100,936	102,842	102,916
Cantabria	85,988	85,423	85,3	85,214	87,142	90,814	90,063	90,526	93,478	94,076	97,498	98,376	99,009	99,563	102,308	104,097	105,972	106,671
Castilla y León	89,156	90,68	91,193	91,196	92,784	93,717	93,753	94,866	96,029	96,424	98,132	98,938	98,786	99,328	101,646	102,02	103,832	104,674
Castilla - La Mancha	89,941	92,116	91,657	91,835	92,4	92,821	93,192	94,353	95,229	95,136	95,648	97,986	98,528	100,41	100,597	101,209	103,072	103,775
Cataluña	85,329	86,704	88,698	88,247	90,865	91,418	91,633	93,385	94,106	93,792	95,73	97,186	97,883	99,321	102,252	102,443	106,09	107,424
Comunitat Valenciana	91,173	92,599	93,728	93,33	94,928	95,206	94,895	96,508	97,192	97,623	98,063	99,382	99,969	99,429	100,747	102,017	105,402	106,486
Extremadura	90,954	91,868	95,383	94,974	97,032	97,022	97,022	98,722	98,285	98,606	99,302	98,241	98,241	100,545	101,1	101,37	103,421	103,45
Galicia	90,282	91,478	92,76	92,381	94,455	95,252	93,869	95,061	96,524	95,734	97,203	98,658	98,548	100,423	100,511	100,387	103,854	104,255
Madrid (Comunidad de)	88,725	90,778	90,868	91,77	93,169	94,698	94,521	95,855	96,596	96,347	97,824	98,193	98,564	100,591	100,891	101,333	104,073	105,945
Murcia (Región de)	93,722	96,626	96,605	96,796	98,405	97,311	96,406	96,356	96,978	96,031	98,776	99,41	99,085	100,582	100,777	101,136	102,949	103,674
Navarra (Comunidad Foral de)	89,841	91,793	93,684	92,93	91,683	93,932	96,069	95,828	99,052	99,114	99,906	99,058	98,234	100,147	100,578	100,85	99,176	101,35
País Vasco	90,423	91,583	91,936	91,796	92,988	93,428	93,009	95,029	95,924	95,577	97,921	99,076	98,124	100,578	102,311	102,976	104,483	105,767
Rioja (La)	87,62	88,463	90,517	89,833	89,369	92,917	92,832	94,403	95,554	95,712	97,509	98,746	98,771	98,761	102,462	103,732	106,285	106,941
Ceuta	93,157	98,94	99,946	99,946	99,613	104,055	104,055	103,986	103,986	104,114	99,168	99,752	99,752	99,752	100,435	101,052	102,236	102,834
Melilla	97,579	98,211	98,584	97,689	98,334	96,342	96,827	96,578	97,613	98,243	99,054	98,796	98,81	99,906	101,615	101,584	101,546	101,739
C. Valenciana/Nacional	1,023	1,021	1,023	1,018	1,018	1,013	1,010	1,013	1,011	1,017	1,007	1,009	1,014	0,994	0,995	1,002	1,009	1,008
C. Valenciana/Madrid	1,028	1,020	1,031	1,017	1,019	1,005	1,004	1,007	1,006	1,013	1,002	1,012	1,014	0,988	0,999	1,007	1,013	1,005
C. Valenciana/Cataluña	1,068	1,068	1,057	1,058	1,045	1,041	1,036	1,033	1,033	1,041	1,024	1,023	1,021	1,001	0,985	0,996	0,994	0,991
C. Valenciana/País Vasco	1,008	1,011	1,019	1,017	1,021	1,019	1,020	1,016	1,013	1,021	1,001	1,003	1,019	0,989	0,985	0,991	1,009	1,007
C. Valenciana/Castilla-La Mancha	1,014	1,005	1,023	1,016	1,027	1,026	1,018	1,023	1,021	1,026	1,025	1,014	1,015	0,990	1,001	1,008	1,023	1,026
C. Valenciana/Murcia	0,973	0,958	0,970	0,964	0,965	0,978	0,984	1,002	1,002	1,017	0,993	1,000	1,009	0,989	1,000	1,009	1,024	1,027
C. Valenciana/Aragón	1,058	1,044	1,043	1,039	1,030	1,039	1,021	1,028	1,006	1,010	1,005	1,009	1,011	0,992	0,996	1,004	1,023	1,018

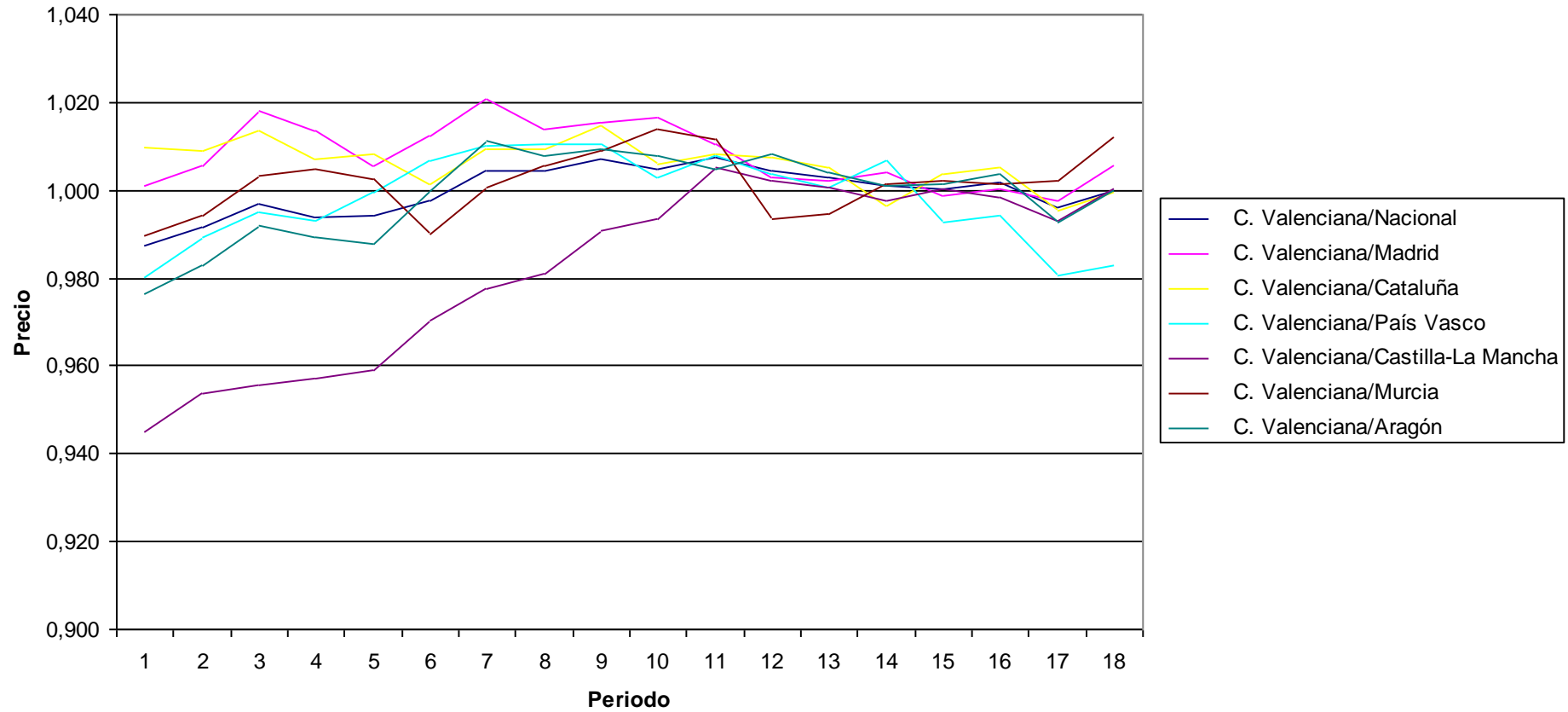
Precios: Herramientas y accesorios para casa y jardín



PRECIOS: Otros bienes y servicios para el hogar
Indices por comunidades autónomas de subgrupos
 Unidades:Base 2006=100

	Indice																	
	2002M01	2002M06	2002M12	2003M01	2003M06	2003M12	2004M01	2004M06	2004M12	2005M01	2005M06	2005M12	2006M01	2006M06	2006M12	2007M01	2007M06	2007M12
Nacional	89,983	91,498	92,336	92,6	93,759	94,352	94,628	95,265	95,485	95,961	97,127	97,895	98,254	100,031	101,151	101,515	102,83	103,914
Andalucía	91,501	92,629	93,608	93,954	94,898	95,096	95,15	95,63	95,989	96,592	97,457	98,098	98,182	99,725	101,19	101,659	103,08	104,679
Aragón	91,008	92,288	92,794	93,022	94,385	94,155	94,003	94,94	95,266	95,664	97,377	97,558	98,147	100	101,053	101,331	103,198	103,937
Asturias (Principado de)	89,813	89,546	90,934	91,549	92,778	93,112	93,586	93,294	93,287	93,483	95,249	97,247	97,464	100,241	100,935	100,629	101,725	102,472
Balears (Illes)	89,349	91,756	92,8	92,833	93,158	93,095	92,926	94,331	94,084	94,177	95,859	96,938	97,303	99,493	101,861	102,907	104,037	105,625
Canarias	93,065	94,997	95,671	96,128	97,352	97,178	99,249	98,465	98,97	99,044	98,358	98,392	98,674	99,9	101,381	101,912	102,931	104,57
Cantabria	95,429	97,142	96,933	96,936	97,819	96,448	96,754	97,146	96,93	97,161	98,479	99,058	98,571	100,344	100,546	100,116	102,23	104,229
Castilla y León	91,663	92,966	93,727	93,83	95,049	95,373	95,316	95,976	95,786	96,258	97,276	97,739	98,277	100,215	100,901	100,993	103,062	103,142
Castilla - La Mancha	94,033	95,14	96,312	96,135	97,208	97,019	97,232	97,566	97,053	97,055	97,351	98,138	98,467	100,339	101,165	101,862	103,124	103,873
Cataluña	87,998	89,914	90,837	91,37	92,466	94,007	94,182	94,825	94,762	95,836	97,059	97,607	98,058	100,471	100,816	101,168	102,89	103,956
Comunitat Valenciana	88,858	90,72	92,05	92,023	93,224	94,14	95,059	95,701	96,157	96,409	97,85	98,347	98,549	100,118	101,192	101,71	102,43	103,917
Extremadura	89,312	91,511	93,08	93,164	94,488	94,059	94,895	95,839	95,566	96,722	96,835	97,85	98,671	99,82	101,142	101,019	102,317	103,22
Galicia	88,488	90,59	91,4	91,456	92,112	93,21	93,063	93,935	94,855	95,047	96,3	97,19	97,717	100,35	101,194	101,163	102,008	102,918
Madrid (Comunidad de)	88,776	90,206	90,405	90,804	92,691	93,006	93,148	94,376	94,698	94,852	96,817	98,057	98,327	99,722	101,33	101,677	102,659	103,343
Murcia (Región de)	89,771	91,25	91,732	91,583	93	95,093	95,007	95,171	95,317	95,078	96,727	99,009	99,068	99,975	100,97	101,585	102,198	102,655
Navarra (Comunidad Foral de)	92,956	93,885	94,272	94,28	95,79	96,333	96,016	96,85	97,434	96,964	97,077	96,984	98,945	100,654	100,469	100,757	102,368	103,09
País Vasco	90,645	91,706	92,5	92,649	93,265	93,512	94,124	94,717	95,164	96,143	97,072	97,992	98,474	99,46	101,924	102,311	104,444	105,731
Rioja (La)	86,673	87,784	89,92	90,613	91,55	92,813	93,159	93,579	94,56	94,652	96,715	97,478	98,702	99,039	102,283	102,075	103,839	104,483
Ceuta	95,969	96,305	96,795	96,74	97,339	100,103	99,541	99,413	99,162	98,59	99,424	99,088	99,704	99,206	101,148	100,94	101,538	101,678
Melilla	91,788	93,464	93,468	93,314	93,76	94,439	94,454	96,017	97,011	96,925	96,956	99,14	98,99	100,182	100,147	99,996	98,606	99,45
C. Valenciana/Nacional	0,987	0,991	0,997	0,994	0,994	0,998	1,005	1,005	1,007	1,005	1,007	1,005	1,003	1,001	1,000	1,002	0,996	1,000
C. Valenciana/Madrid	1,001	1,006	1,018	1,013	1,006	1,012	1,021	1,014	1,015	1,016	1,011	1,003	1,002	1,004	0,999	1,000	0,998	1,006
C. Valenciana/Cataluña	1,010	1,009	1,013	1,007	1,008	1,001	1,009	1,009	1,015	1,006	1,008	1,008	1,005	0,996	1,004	1,005	0,996	1,000
C. Valenciana/País Vasco	0,980	0,989	0,995	0,993	1,000	1,007	1,010	1,010	1,010	1,003	1,008	1,004	1,001	1,007	0,993	0,994	0,981	0,983
C. Valenciana/Castilla-La Mancha	0,945	0,954	0,956	0,957	0,959	0,970	0,978	0,981	0,991	0,993	1,005	1,002	1,001	0,998	1,000	0,999	0,993	1,000
C. Valenciana/Murcia	0,990	0,994	1,003	1,005	1,002	0,990	1,001	1,006	1,009	1,014	1,012	0,993	0,995	1,001	1,002	1,001	1,002	1,012
C. Valenciana/Aragón	0,976	0,983	0,992	0,989	0,988	1,000	1,011	1,008	1,009	1,008	1,005	1,008	1,004	1,001	1,001	1,004	0,993	1,000

Precios: Otros bienes y servicios para el hogar



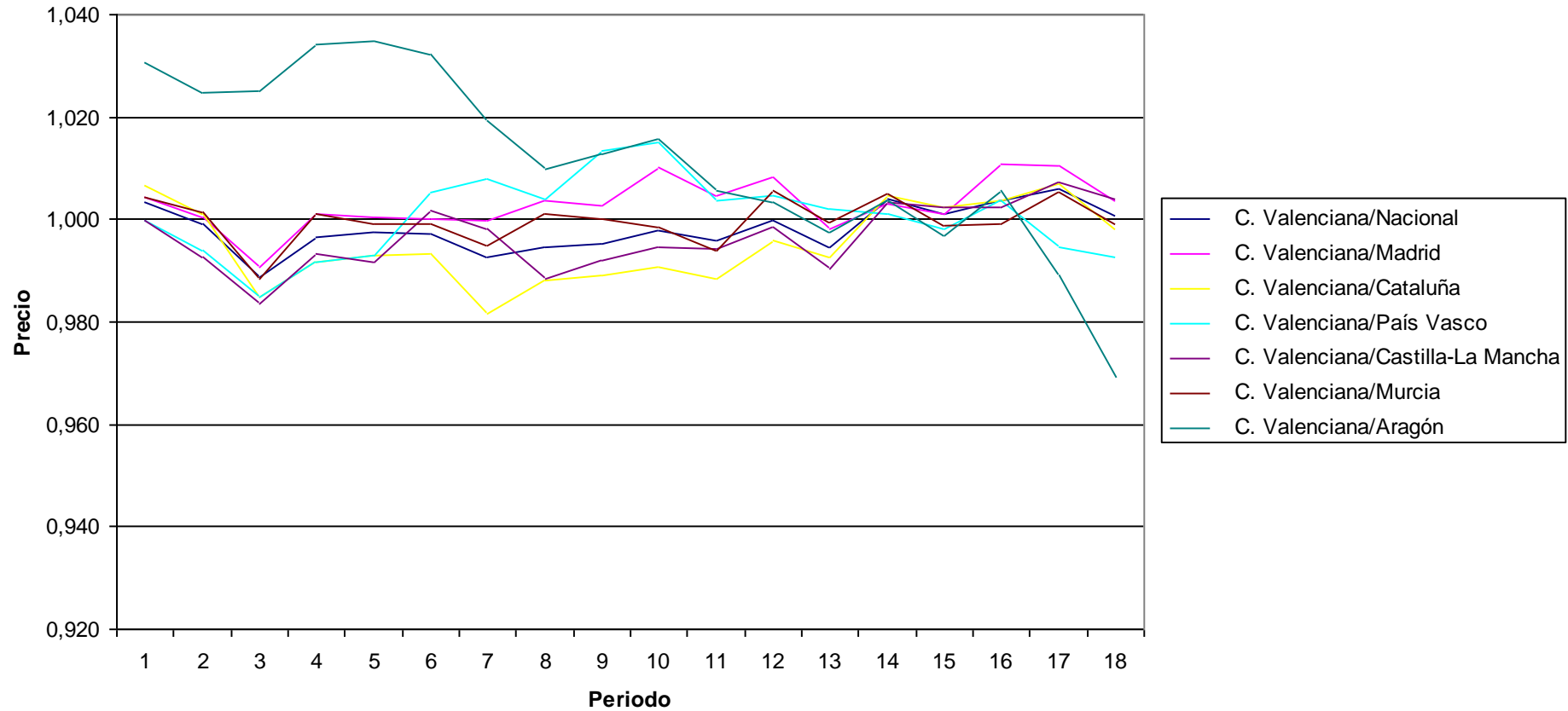
PRECIOS: Medicamentos, otros productos farmacéuticos y material terapéutico

Indices por comunidades autónomas de subgrupos

Unidades:Base 2006=100

	Indice																	
	2002M01	2002M06	2002M12	2003M01	2003M06	2003M12	2004M01	2004M06	2004M12	2005M01	2005M06	2005M12	2006M01	2006M06	2006M12	2007M01	2007M06	2007M12
Nacional	101,692	101,853	102,347	102,475	103,335	103,58	103,606	101,4	101,712	101,634	100,329	100,22	100,124	99,921	100,286	100,099	93,271	93,631
Andalucía	102,921	103,007	103,674	103,703	104,647	104,895	104,839	102,377	102,669	102,509	100,755	100,159	100,129	99,833	100,42	100,339	92,611	92,921
Aragón	98,996	99,311	98,712	98,748	99,595	100,051	100,885	99,871	99,968	99,854	99,363	99,863	99,839	99,938	100,693	99,907	94,877	96,717
Asturias (Principado de)	104,017	103,685	104,456	104,507	105,445	106,11	106,11	102,867	104,087	103,762	102,021	101,633	100,855	99,615	99,666	99,042	92,968	93,004
Balears (Illes)	100,825	100,633	101,445	101,47	102,202	102,86	102,86	101,226	101,535	101,608	100,092	100,236	100,236	100,065	100,388	100,306	93,148	93,357
Canarias	103,7	103,685	104,067	104,067	104,853	105,02	105,044	102,225	102,797	102,797	100,712	100,774	100,81	99,699	100,206	100,188	92,181	92,178
Cantabria	103,97	104,383	105,016	105,238	105,128	105,826	105,826	102,284	102,579	102,579	101,979	101,327	101,327	100,135	99,156	99,069	90,739	91,378
Castilla y León	98,59	99,624	100,006	99,623	100,223	101,63	101,666	100,407	100,66	101,065	99,883	100,618	100,392	99,405	100,754	100,733	94,963	95,542
Castilla - La Mancha	102,054	102,513	102,878	102,804	103,933	103,102	103,021	102,026	102,055	101,966	100,49	100,357	100,537	99,983	100,141	100,224	93,169	93,354
Cataluña	101,383	101,664	102,759	102,976	103,784	103,996	104,753	102,08	102,366	102,372	101,07	100,603	100,312	99,837	100,144	100,112	93,19	93,915
Comunitat Valenciana	102,036	101,769	101,193	102,111	103,069	103,286	102,838	100,86	101,238	101,412	99,91	100,195	99,579	100,305	100,391	100,474	93,83	93,714
Extremadura	102,288	102,032	102,364	102,467	103,457	103,648	103,681	101,039	101,626	101,626	100,542	100,486	100,486	99,798	100,269	100,579	93,982	94,302
Galicia	100,452	100,607	101,205	101,423	101,811	102,697	102,838	101,206	101,598	101,626	99,727	100,379	100,523	99,947	100,028	100,117	93,807	93,684
Madrid (Comunidad de)	101,594	101,727	102,129	102,008	103,013	103,274	102,856	100,499	100,974	100,383	99,449	99,37	99,766	100,014	100,293	99,415	92,849	93,366
Murcia (Región de)	101,582	101,62	102,393	102,003	103,153	103,36	103,36	100,763	101,238	101,551	100,503	99,631	99,631	99,824	100,519	100,559	93,328	93,809
Navarra (Comunidad Foral de)	97,738	98,509	98,986	99,149	100,329	100,531	100,531	99,339	99,378	99,378	99,675	99,748	99,967	100,019	99,993	100,124	95,089	95,39
País Vasco	102,074	102,404	102,75	102,974	103,79	102,754	102,018	100,469	99,91	99,908	99,529	99,743	99,383	100,198	100,568	100,098	94,326	94,411
Rioja (La)	101,361	101,15	102,275	102,33	103,04	103,414	103,297	101,697	102,032	102,163	100,671	100,721	100,721	99,504	100,382	100,186	94,408	95,088
Ceuta	106,57	105,615	106,142	106,202	106,79	106,974	107,008	103,082	103,371	103,926	101,177	101,256	101,267	99,781	99,976	99,976	91,259	91,381
Melilla	107,211	106,184	106,974	106,974	107,441	107,424	107,424	103,939	104,192	104,192	101,328	101,256	101,256	99,694	100,072	100,15	91,383	91,794
C. Valenciana/Nacional	1,003	0,999	0,989	0,996	0,997	0,997	0,993	0,995	0,995	0,998	0,996	1,000	0,995	1,004	1,001	1,004	1,006	1,001
C. Valenciana/Madrid	1,004	1,000	0,991	1,001	1,001	1,000	1,000	1,004	1,003	1,010	1,005	1,008	0,998	1,003	1,001	1,011	1,011	1,004
C. Valenciana/Cataluña	1,006	1,001	0,985	0,992	0,993	0,993	0,982	0,988	0,989	0,991	0,989	0,996	0,993	1,005	1,002	1,004	1,007	0,998
C. Valenciana/País Vasco	1,000	0,994	0,985	0,992	0,993	1,005	1,008	1,004	1,013	1,015	1,004	1,005	1,002	1,001	0,998	1,004	0,995	0,993
C. Valenciana/Castilla-La Mancha	1,000	0,993	0,984	0,993	0,992	1,002	0,998	0,989	0,992	0,995	0,994	0,998	0,990	1,003	1,002	1,002	1,007	1,004
C. Valenciana/Murcia	1,004	1,001	0,988	1,001	0,999	0,999	0,995	1,001	1,000	0,999	0,994	1,006	0,999	1,005	0,999	0,999	1,005	0,999
C. Valenciana/Aragón	1,031	1,025	1,025	1,034	1,035	1,032	1,019	1,010	1,013	1,016	1,006	1,003	0,997	1,004	0,997	1,006	0,989	0,969

Precios: Medicamentos, otros productos farmacéuticos y material terapéutico



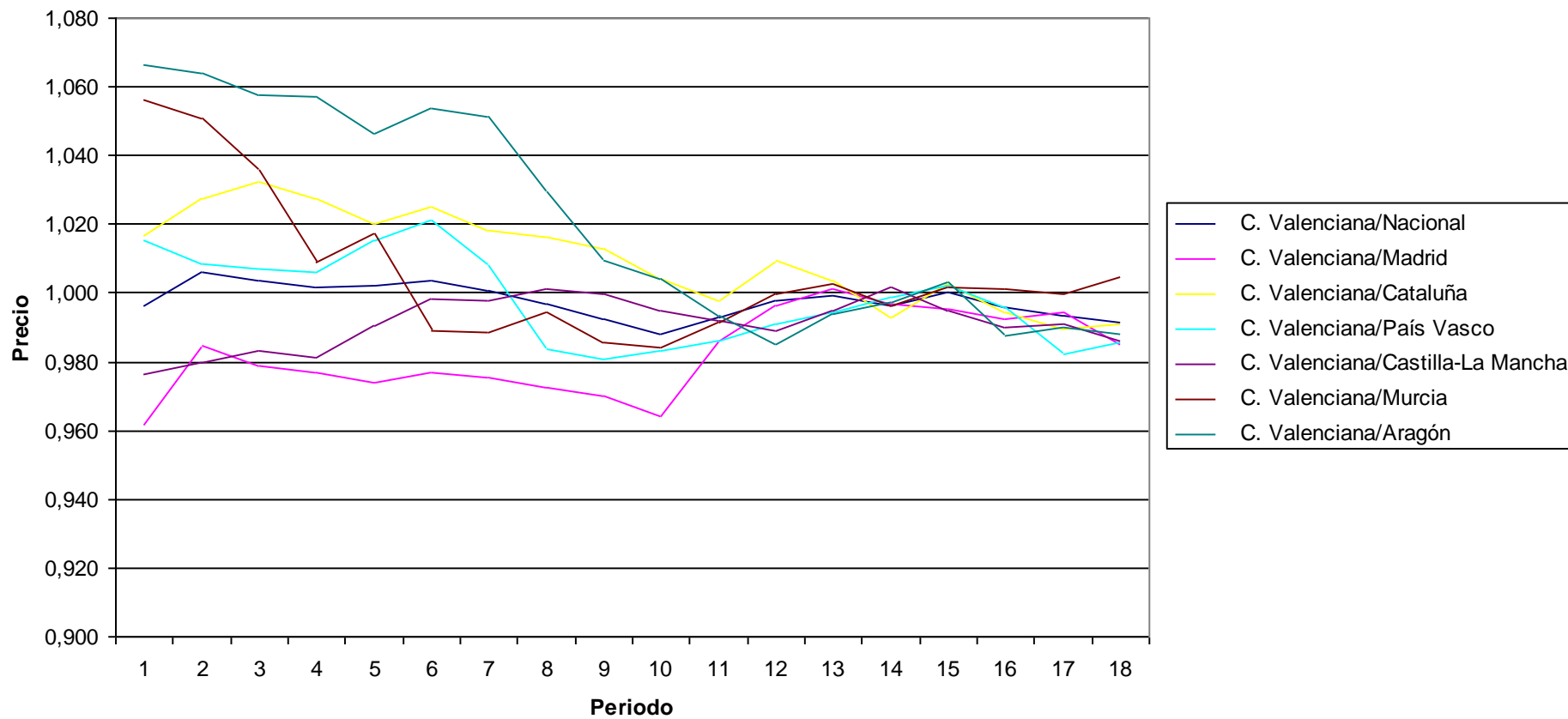
PRECIOS: Servicios médicos, dentales y paramédicos no hospitalarios

Índices por comunidades autónomas de subgrupos

Unidades: Base 2006=100

	Índice																	
	2002M01	2002M06	2002M12	2003M01	2003M06	2003M12	2004M01	2004M06	2004M12	2005M01	2005M06	2005M12	2006M01	2006M06	2006M12	2007M01	2007M06	2007M12
Nacional	85,858	88,499	89,362	89,831	91,284	91,925	92,441	93,599	94,42	95,162	96,866	97,581	98,299	100,096	100,98	101,719	103,561	104,633
Andalucía	85,838	88,019	89,313	89,521	90,87	91,68	92,131	93,08	94,368	94,913	96,812	97,495	98,231	100,156	100,852	101,498	103,21	104,669
Aragón	80,234	83,659	84,773	85,105	87,416	87,556	88	90,615	92,817	93,659	96,838	98,795	98,807	100,003	100,708	102,564	103,926	104,985
Asturias (Principado de)	88,674	90,317	90,361	90,791	91,532	91,781	92,793	94,257	94,307	95,275	97,438	98,009	99,276	99,984	100,734	101,183	103,041	104,754
Baleares (Illes)	85,311	86,346	89,41	89,952	90,86	92,193	92,695	93,159	94,884	95,245	97,053	98,137	98,694	99,721	100,979	102,576	103,292	104,207
Canarias	85,184	86,778	88,65	89,205	90,351	91,495	91,551	93,864	95,332	95,782	96,817	98,053	98,572	99,963	100,98	101,062	102,265	103,075
Cantabria	89,445	90,991	91,732	91,732	93,871	94,18	94,303	94,671	95,897	96,595	97,664	97,814	98,122	100,395	100,627	102,303	103,981	104,768
Castilla y León	87,631	90,332	91,147	91,371	92,342	92,641	92,679	93,629	94,216	94,792	96,942	98,623	98,901	100,022	100,849	102,319	105,403	106,386
Castilla - La Mancha	87,642	90,846	91,217	91,71	92,357	92,408	92,713	93,149	93,71	94,508	96,979	98,423	98,749	99,578	101,54	102,335	103,851	105,196
Cataluña	84,17	86,653	86,866	87,569	89,645	89,999	90,865	91,771	92,486	93,63	96,403	96,424	97,884	100,439	100,74	101,847	104,006	104,685
Comunitat Valenciana	85,562	89,026	89,677	89,971	91,473	92,27	92,499	93,281	93,685	94,033	96,18	97,342	98,218	99,739	101,003	101,288	102,893	103,717
Extremadura	86,241	90,082	91,449	91,861	92,793	93,362	93,778	95,189	95,743	96,15	97,579	98,853	99,399	99,889	100,684	101,15	102,023	102,653
Galicia	87,197	91,475	92,03	92,245	92,774	93,942	94,064	95,165	95,894	96,911	96,741	98,152	98,352	100,099	101,249	101,449	103,184	103,862
Madrid (Comunidad de)	88,982	90,422	91,637	92,116	93,91	94,473	94,846	95,898	96,573	97,5	97,555	97,712	98,114	100,076	101,467	102,055	103,481	105,26
Murcia (Región de)	81,023	84,734	86,598	89,169	89,929	93,272	93,566	93,809	95,059	95,555	97,022	97,388	97,94	100,11	100,817	101,154	102,938	103,254
Navarra (Comunidad Foral de)	82,609	84,971	86,445	87,375	89,908	91,408	92,48	93,543	94,204	94,712	96,491	97,07	97,353	100,505	101,163	101,876	105,053	106,585
País Vasco	84,271	88,286	89,069	89,426	90,074	90,362	91,744	94,841	95,512	95,618	97,54	98,222	98,767	99,868	100,772	101,712	104,749	105,225
Rioja (La)	84,125	87,834	88,251	89,56	91,486	91,563	92,098	93,772	93,772	94,429	96,41	96,836	97,685	100,446	100,51	100,495	103,155	103,579
Ceuta	84,024	82,858	83,257	83,302	83,32	85,876	87,168	87,4	90,813	91,179	93,531	95,747	95,747	101,46	103,052	103,776	104,722	104,722
Melilla	95,904	98,765	98,765	98,765	98,848	98,639	99,027	99,302	99,302	99,302	99,27	99,268	99,268	100,244	100,244	100,582	102,907	105,631
C. Valenciana/Nacional	0,997	1,006	1,004	1,002	1,002	1,004	1,001	0,997	0,992	0,988	0,993	0,998	0,999	0,996	1,000	0,996	0,994	0,991
C. Valenciana/Madrid	0,962	0,985	0,979	0,977	0,974	0,977	0,975	0,973	0,970	0,964	0,986	0,996	1,001	0,997	0,995	0,992	0,994	0,985
C. Valenciana/Cataluña	1,017	1,027	1,032	1,027	1,020	1,025	1,018	1,016	1,013	1,004	0,998	1,010	1,003	0,993	1,003	0,995	0,989	0,991
C. Valenciana/País Vasco	1,015	1,008	1,007	1,006	1,016	1,021	1,008	0,984	0,981	0,983	0,986	0,991	0,994	0,999	1,002	0,996	0,982	0,986
C. Valenciana/Castilla-La Mancha	0,976	0,980	0,983	0,981	0,990	0,999	0,998	1,001	1,000	0,995	0,992	0,989	0,995	1,002	0,995	0,990	0,991	0,986
C. Valenciana/Murcia	1,056	1,051	1,036	1,009	1,017	0,989	0,989	0,994	0,986	0,984	0,991	1,000	1,003	0,996	1,002	1,001	1,000	1,004
C. Valenciana/Aragón	1,066	1,064	1,058	1,057	1,046	1,054	1,051	1,029	1,009	1,004	0,993	0,985	0,994	0,997	1,003	0,988	0,990	0,988

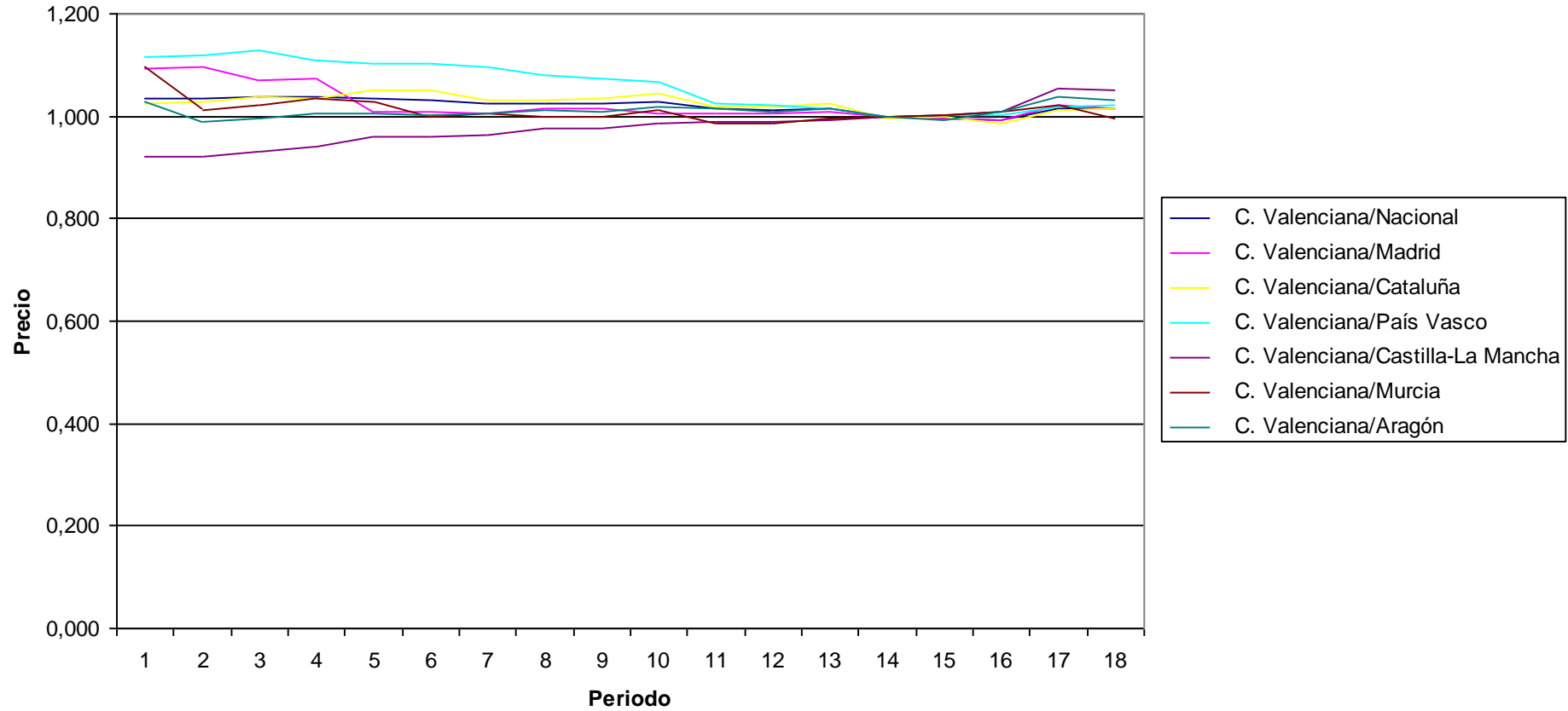
Precios: Servicios médicos, dentales y paramédicos no hospitalarios



PRECIOS: Servicios hospitalarios
Índices por comunidades autónomas de subgrupos
 Unidades: Base 2006=100

	Índice																	
	2002M01	2002M06	2002M12	2003M01	2003M06	2003M12	2004M01	2004M06	2004M12	2005M01	2005M06	2005M12	2006M01	2006M06	2006M12	2007M01	2007M06	2007M12
Nacional	80,398	82,29	82,888	83,853	86,708	87,003	88,109	90,751	90,814	91,504	95,259	95,583	96,196	100,573	100,985	101,933	103,953	104,381
Andalucía	81,846	83,42	84,014	84,509	86,466	86,856	88,457	91,553	91,223	91,664	94,547	95,474	96,92	100,297	100,678	101,117	104,477	105,305
Aragón	81,022	86,226	86,226	86,438	89,327	89,522	89,67	92,019	92,235	92,387	95,461	96,004	96,201	100,551	101,328	100,545	101,925	102,679
Asturias (Principado de)	81,053	82,178	82,536	83,652	84,606	84,834	86,112	87,998	87,998	89,036	95,254	96,05	96,834	100,478	100,478	100,478	100,882	100,882
Baleares (Illes)	85,767	79,438	80,379	82,233	83,937	84,599	86,473	93,524	93,524	94,489	96,946	96,959	98,431	100,215	101,355	101,355	103,822	103,822
Canarias	89,042	90,952	90,528	90,528	90,247	91,146	91,408	92,346	94,393	94,393	98,232	98,517	98,517	100,336	100,336	100,336	103,81	103,81
Cantabria	84,61	88,492	88,492	88,492	91,173	91,173	91,173	93,855	93,855	93,855	97,207	97,207	97,207	100,559	100,559	100,559	100,559	101,785
Castilla y León	83,393	87,002	87,002	87,868	90,192	90,192	91,527	93,298	93,298	94,493	97,185	97,185	97,716	100,876	101,153	101,436	103,713	104,583
Castilla - La Mancha	90,354	92,409	92,408	92,407	93,549	93,549	93,549	95,363	95,406	95,429	97,976	97,976	98,508	100,332	100,332	100,372	100,109	100,777
Cataluña	81,079	82,852	82,851	83,954	85,439	85,531	87,4	90,134	90,134	90,157	94,945	94,945	95,257	100,792	100,792	102,883	104,342	104,342
Comunitat Valenciana	83,206	85,223	85,947	86,902	89,751	89,751	90,254	93,102	93,132	94,181	96,806	96,806	97,702	100,383	100,68	101,293	105,672	105,793
Extremadura	82,323	83,919	84,343	84,343	85,428	89,488	89,993	91,815	91,815	92,311	95,324	95,349	95,349	101,689	101,689	101,689	101,9	101,758
Galicia	79,408	82,185	82,358	83,488	84,333	84,657	85,109	88,185	88,185	88,456	89,956	92,314	92,784	99,934	103,077	104,024	106,045	106,549
Madrid (Comunidad de)	76,224	77,653	80,211	81,042	89,049	89,049	89,827	91,787	91,787	93,605	96,346	96,346	96,997	100,53	100,99	102,157	103,326	104,114
Murcia (Región de)	75,962	84,111	84,111	84,093	87,267	89,783	89,783	93,203	93,203	93,203	98,19	98,19	98,19	100,362	100,362	100,362	103,459	106,151
Navarra (Comunidad Foral de)	82,617	85,469	85,469	86,307	88,383	90,265	91,062	93,588	93,588	94,414	96,944	96,944	97,802	100,283	101,14	100,294	101,278	104,26
País Vasco	74,535	76,113	76,156	78,326	81,343	81,485	82,447	86,173	86,839	88,289	94,536	94,9	96,098	100,62	100,62	100,944	103,611	103,683
Rioja (La)	68,957	69,196	69,196	71,567	80,874	80,874	81,411	82,188	82,188	82,188	84,615	84,615	84,615	102,974	102,974	102,974	103,742	103,742
Ceuta	96,156	96,156	96,156	96,156	96,156	100	100	100	100	100	100	100	100	100	100	100	100	100
Melilla	91,538	91,538	100	100	100	100	100	100	100	100	100	100	100	100	100	100	100	100
C. Valenciana/Nacional	1,035	1,036	1,037	1,036	1,035	1,032	1,024	1,026	1,026	1,029	1,016	1,013	1,016	0,998	0,997	0,994	1,017	1,014
C. Valenciana/Madrid	1,092	1,097	1,072	1,072	1,008	1,008	1,005	1,014	1,015	1,006	1,005	1,005	1,007	0,999	0,997	0,992	1,023	1,016
C. Valenciana/Cataluña	1,026	1,029	1,037	1,035	1,050	1,049	1,033	1,033	1,033	1,045	1,020	1,020	1,026	0,996	0,999	0,985	1,013	1,014
C. Valenciana/País Vasco	1,116	1,120	1,129	1,109	1,103	1,101	1,095	1,080	1,072	1,067	1,024	1,020	1,017	0,998	1,001	1,003	1,020	1,020
C. Valenciana/Castilla-La Mancha	0,921	0,922	0,930	0,940	0,959	0,959	0,965	0,976	0,976	0,987	0,988	0,988	0,992	1,001	1,003	1,009	1,056	1,050
C. Valenciana/Murcia	1,095	1,013	1,022	1,033	1,028	1,000	1,005	0,999	0,999	1,010	0,986	0,986	0,995	1,000	1,003	1,009	1,021	0,997
C. Valenciana/Aragón	1,027	0,988	0,997	1,005	1,005	1,003	1,007	1,012	1,010	1,019	1,014	1,008	1,016	0,998	0,994	1,007	1,037	1,030

Precios: Servicios hospitalarios



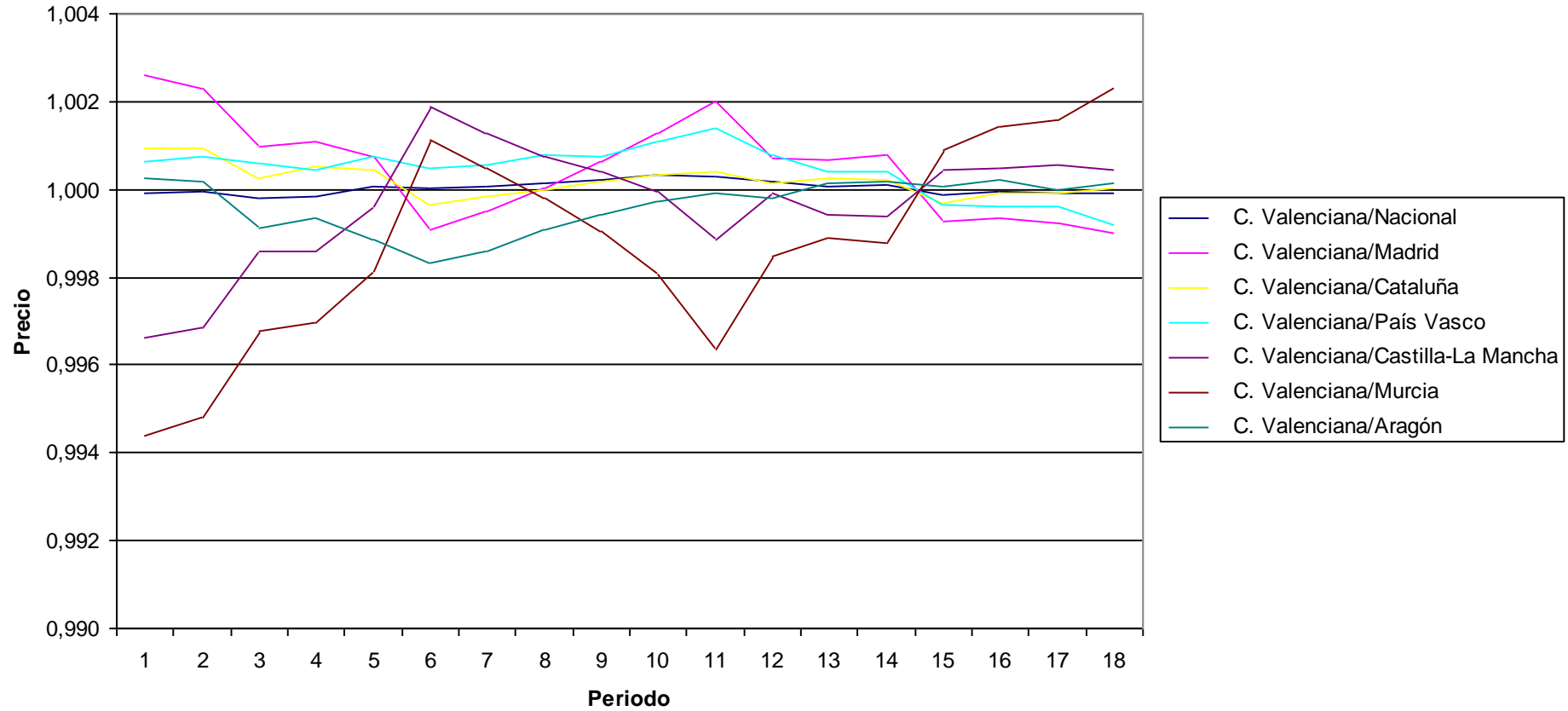
PRECIOS: Vehículos

Índices por comunidades autónomas de subgrupos

Unidades: Base 2006=100

	Índice																	
	2002M01	2002M06	2002M12	2003M01	2003M06	2003M12	2004M01	2004M06	2004M12	2005M01	2005M06	2005M12	2006M01	2006M06	2006M12	2007M01	2007M06	2007M12
Nacional	92,397	93,159	93,47	93,972	94,785	94,69	95,195	96,185	96,777	97,069	97,562	98,928	99,553	100,113	100,544	101,021	101,442	100,99
Andalucía	92,463	93,215	93,519	94,026	94,822	94,712	95,221	96,204	96,802	97,103	97,607	98,94	99,567	100,124	100,529	101,011	101,433	100,979
Aragón	92,366	93,136	93,535	94,02	94,901	94,853	95,334	96,289	96,856	97,125	97,598	98,964	99,547	100,106	100,523	100,994	101,435	100,968
Asturias (Principado de)	92,657	93,375	93,58	94,087	94,829	94,543	95,103	96,149	96,8	97,132	97,683	98,949	99,6	100,182	100,506	101,006	101,44	100,95
Baleares (Illes)	92,789	93,515	93,612	94,13	94,84	94,473	95,05	96,103	96,778	97,132	97,763	98,986	99,642	100,196	100,488	100,961	101,387	100,918
Canarias	92,401	93,157	93,531	94,024	94,85	94,793	95,282	96,271	96,86	97,156	97,651	98,996	99,581	100,12	100,514	101,001	101,397	100,923
Cantabria	92,305	93,073	93,425	93,94	94,761	94,722	95,213	96,194	96,775	97,05	97,499	98,91	99,54	100,092	100,556	101,033	101,435	100,948
Castilla y León	92,375	93,144	93,442	93,956	94,762	94,672	95,151	96,135	96,722	96,994	97,453	98,876	99,538	100,096	100,557	101,037	101,471	101,044
Castilla - La Mancha	92,7	93,446	93,584	94,092	94,828	94,514	95,079	96,129	96,76	97,104	97,703	98,954	99,618	100,184	100,488	100,967	101,378	100,937
Cataluña	92,3	93,065	93,427	93,909	94,751	94,725	95,217	96,201	96,781	97,069	97,549	98,932	99,537	100,102	100,562	101,024	101,443	100,978
Comunitat Valenciana	92,388	93,153	93,452	93,958	94,792	94,693	95,2	96,2	96,799	97,1	97,59	98,945	99,561	100,124	100,531	101,016	101,435	100,982
Extremadura	92,631	93,381	93,572	94,081	94,837	94,587	95,132	96,166	96,793	97,133	97,704	98,982	99,608	100,166	100,498	100,973	101,381	100,941
Galicia	92,485	93,237	93,485	93,994	94,773	94,601	95,127	96,136	96,754	97,059	97,584	98,925	99,566	100,132	100,533	101,001	101,433	100,981
Madrid (Comunidad de)	92,147	92,94	93,361	93,857	94,722	94,78	95,248	96,199	96,737	96,976	97,396	98,874	99,496	100,047	100,604	101,084	101,511	101,082
Murcia (Región de)	92,909	93,639	93,753	94,245	94,968	94,585	95,153	96,221	96,89	97,289	97,946	99,095	99,672	100,247	100,442	100,871	101,277	100,751
Navarra (Comunidad Foral de)	92,309	93,104	93,454	93,963	94,784	94,716	95,212	96,197	96,741	97,008	97,462	98,885	99,527	100,074	100,57	101,05	101,455	101,041
País Vasco	92,329	93,084	93,397	93,916	94,721	94,649	95,148	96,126	96,728	96,996	97,456	98,866	99,521	100,082	100,567	101,054	101,473	101,065
Rioja (La)	92,314	93,079	93,353	93,873	94,71	94,587	95,126	96,092	96,711	96,995	97,495	98,899	99,549	100,11	100,544	101,013	101,427	100,992
Ceuta	92,676	93,415	93,656	94,155	94,927	94,731	95,259	96,277	96,812	97,14	97,733	98,815	99,495	100,05	100,606	101,07	101,467	100,977
Melilla	91,957	92,755	93,275	93,776	94,684	94,857	95,304	96,234	96,758	96,983	97,349	98,87	99,478	100,017	100,613	101,092	101,509	101,057
C. Valenciana/Nacional	1,000	1,000	1,000	1,000	1,000	1,000	1,000	1,000	1,000	1,000	1,000	1,000	1,000	1,000	1,000	1,000	1,000	1,000
C. Valenciana/Madrid	1,003	1,002	1,001	1,001	1,001	0,999	0,999	1,000	1,001	1,001	1,002	1,001	1,001	1,001	0,999	0,999	0,999	0,999
C. Valenciana/Cataluña	1,001	1,001	1,000	1,001	1,000	1,000	1,000	1,000	1,000	1,000	1,000	1,000	1,000	1,000	1,000	1,000	1,000	1,000
C. Valenciana/País Vasco	1,001	1,001	1,001	1,000	1,001	1,000	1,001	1,001	1,001	1,001	1,001	1,001	1,000	1,000	1,000	1,000	1,000	0,999
C. Valenciana/Castilla-La Mancha	0,997	0,997	0,999	0,999	1,000	1,002	1,001	1,001	1,000	1,000	0,999	1,000	0,999	0,999	1,000	1,000	1,001	1,000
C. Valenciana/Murcia	0,994	0,995	0,997	0,997	0,998	1,001	1,000	1,000	0,999	0,998	0,996	0,998	0,999	0,999	1,001	1,001	1,002	1,002
C. Valenciana/Aragón	1,000	1,000	0,999	0,999	0,999	0,998	0,999	0,999	0,999	1,000	1,000	1,000	1,000	1,000	1,000	1,000	1,000	1,000

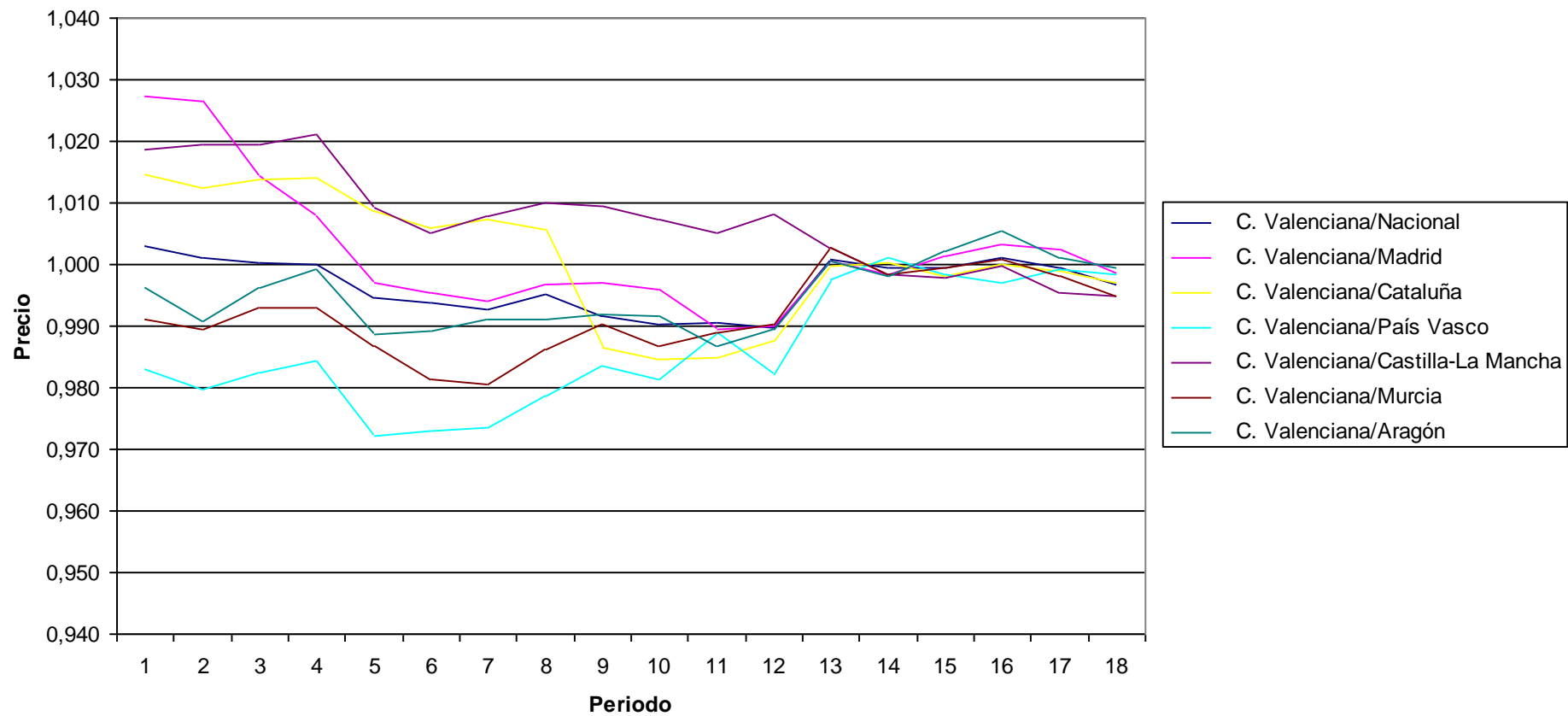
Precios: Vehículos



PRECIOS: Bienes y servicios relativos a los vehículos
Indices por comunidades autónomas de subgrupos
 Unidades:Base 2006=100

	Indice																	
	2002M01	2002M06	2002M12	2003M01	2003M06	2003M12	2004M01	2004M06	2004M12	2005M01	2005M06	2005M12	2006M01	2006M06	2006M12	2007M01	2007M06	2007M12
Nacional	74,677	78,263	78,63	80,598	78,114	78,86	79,417	85,906	86,288	85,444	93,362	94,711	96,739	102,972	96,192	95,343	103,568	108,64
Andalucía	76,029	79,623	79,821	81,848	78,977	79,665	80,097	86,187	86,201	85,343	93,313	94,553	96,601	102,885	96,231	95,254	103,634	108,84
Aragón	75,187	79,079	78,947	80,651	78,596	79,218	79,539	86,257	86,275	85,333	93,723	94,736	96,771	103,122	95,936	94,944	103,407	108,335
Asturias (Principado de)	75,361	79,228	79,442	81,029	78,511	79,317	80,732	87,5	87,698	86,506	94,041	95,713	97,165	102,943	96,09	95,12	103,004	107,715
Balears (Illes)	75,701	79,732	80,014	82,258	78,934	79,646	79,945	86,081	85,881	85,325	93,33	94,402	96,625	102,959	96,284	95,571	103,477	108,367
Canarias	73,546	78,279	78,063	80,118	76,828	77,362	77,424	84,845	86,137	85,098	92,32	95,908	95,685	103,581	95,281	94,514	103,713	110,41
Cantabria	75,933	79,586	80,014	81,647	79,422	80,375	80,548	87,142	87,617	86,536	94,088	95,85	97,12	102,928	96,102	95,193	103,418	108,742
Castilla y León	75,792	79,226	79,693	81,711	78,964	79,584	80,12	86,512	86,341	85,507	93,503	94,84	96,695	102,997	96,245	95,277	103,574	108,69
Castilla - La Mancha	73,533	76,855	77,153	78,918	76,987	77,958	78,222	84,625	84,777	83,994	92,011	92,984	96,561	103,106	96,332	95,481	104,003	108,836
Cataluña	73,829	77,379	77,588	79,467	77,037	77,906	78,273	84,993	86,754	85,937	93,913	94,914	96,86	102,9	96,309	95,454	103,618	108,594
Comunitat Valenciana	74,909	78,351	78,652	80,592	77,702	78,367	78,84	85,48	85,571	84,607	92,488	93,727	96,828	102,93	96,136	95,449	103,514	108,283
Extremadura	76,104	79,599	80,229	82,151	79,303	80,032	80,715	86,499	86,654	85,67	93,382	94,655	96,387	103,008	96,402	95,331	103,81	109,191
Galicia	74,79	78,236	78,607	80,246	77,985	78,61	80,328	86,776	86,732	86,094	93,541	95,041	96,746	102,831	96,421	95,552	103,504	108,122
Madrid (Comunidad de)	72,92	76,321	77,535	79,962	77,93	78,735	79,303	85,767	85,823	84,953	93,473	94,679	96,768	103,099	96,011	95,129	103,257	108,442
Murcia (Región de)	75,577	79,189	79,215	81,155	78,745	79,864	80,4	86,685	86,423	85,754	93,529	94,637	96,577	103,087	96,201	95,363	103,718	108,848
Navarra (Comunidad Foral de)	76,689	80,286	80,118	82,174	79,416	79,857	80,82	87,05	86,862	86,312	93,702	95,673	97,373	102,866	96,221	95,403	103,608	108,747
País Vasco	76,2	79,983	80,064	81,869	79,928	80,534	80,984	87,352	87,011	86,214	93,535	95,427	97,075	102,811	96,294	95,722	103,586	108,461
Rioja (La)	75,654	79,287	79,775	81,342	79,051	78,965	79,311	86,433	86,803	85,96	93,437	95,338	96,805	102,956	96,663	95,979	104,462	109,383
Ceuta	59,392	63,468	66,284	68,061	66,218	68,553	69,213	76,783	77,59	78,799	88,214	89,574	92,963	103,378	97,239	99,043	104,626	106,286
Melilla	57,654	63,392	61,502	62,669	62,767	63,543	64,514	74,203	73,434	72,693	75,841	93,886	93,547	103,767	98,301	99,439	105,964	110,324
C. Valenciana/Nacional	1,003	1,001	1,000	1,000	0,995	0,994	0,993	0,995	0,992	0,990	0,991	0,990	1,001	1,000	0,999	1,001	0,999	0,997
C. Valenciana/Madrid	1,027	1,027	1,014	1,008	0,997	0,995	0,994	0,997	0,997	0,996	0,989	0,990	1,001	0,998	1,001	1,003	1,002	0,999
C. Valenciana/Cataluña	1,015	1,013	1,014	1,014	1,009	1,006	1,007	1,006	0,986	0,985	0,985	0,987	1,000	1,000	0,998	1,000	0,999	0,997
C. Valenciana/País Vasco	0,983	0,980	0,982	0,984	0,972	0,973	0,974	0,979	0,983	0,981	0,989	0,982	0,997	1,001	0,998	0,997	0,999	0,998
C. Valenciana/Castilla-La Mancha	1,019	1,019	1,019	1,021	1,009	1,005	1,008	1,010	1,009	1,007	1,005	1,008	1,003	0,998	0,998	1,000	0,995	0,995
C. Valenciana/Murcia	0,991	0,989	0,993	0,993	0,987	0,981	0,981	0,986	0,990	0,987	0,989	0,990	1,003	0,998	0,999	1,001	0,998	0,995
C. Valenciana/Aragón	0,996	0,991	0,996	0,999	0,989	0,989	0,991	0,991	0,992	0,991	0,987	0,989	1,001	0,998	1,002	1,005	1,001	1,000

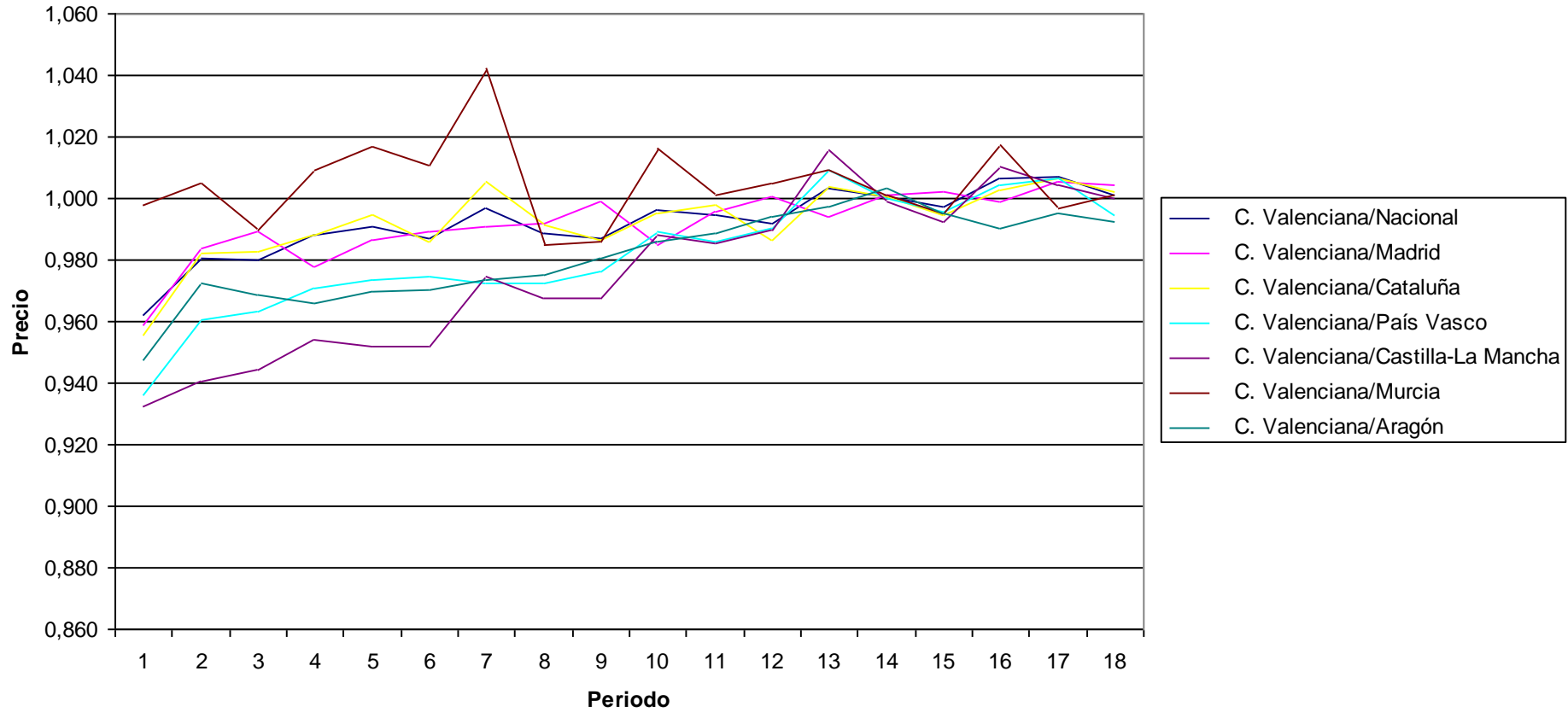
Precios: Bienes y servicios relativos a los vehículos



PRECIOS: Servicios de transporte
Indices por comunidades autónomas de subgrupos
 Unidades:Base 2006=100

	Indice																	
	2002M01	2002M06	2002M12	2003M01	2003M06	2003M12	2004M01	2004M06	2004M12	2005M01	2005M06	2005M12	2006M01	2006M06	2006M12	2007M01	2007M06	2007M12
Nacional	79,986	81,557	82,287	83,588	84,209	85,517	87,211	89,175	90,857	93,358	94,176	96,361	98,403	100,14	100,748	102,592	103,785	105,069
Andalucía	80,682	82,42	83,118	83,307	85,098	86,552	87,96	89,979	91,543	92,48	94,615	96,797	97,496	100,083	100,777	101,325	102,823	104,177
Aragón	81,222	82,247	83,211	85,536	86,059	86,987	89,317	90,365	91,506	94,322	94,74	96,125	98,981	99,889	100,939	104,238	105,029	105,993
Asturias (Principado de)	79,947	81,94	82,475	82,441	83,371	84,103	87,148	89,874	92,52	95,197	95,655	97,777	99,351	100,039	100,393	100,854	102,502	104,006
Balears (Illes)	74,929	77,186	78,287	77,326	77,299	80,179	81,392	85,798	89,541	90,982	91,878	97,709	98,036	100,607	100,827	101,456	103,421	105,324
Canarias	76,679	78,753	80,443	79,803	79,864	81,997	82,732	86,201	89,336	90,145	92,271	95,883	97,894	99,989	101,866	102,915	104,708	107,522
Cantabria	85,108	86,045	86,565	86,386	86,775	88,139	89,439	91,35	92,65	93,567	94,662	97,066	97,354	100,392	101,195	102,326	103,277	104,4
Castilla y León	81,695	83,76	84,485	84,971	85,877	87,338	88,201	90,829	92,027	94,069	95,21	96,966	97,861	100,191	100,581	101,848	102,989	104,214
Castilla - La Mancha	82,548	84,998	85,396	86,58	87,625	88,681	89,211	91,12	92,702	94,115	95,088	96,577	97,224	100,309	101,224	102,213	104,062	105,172
Cataluña	80,518	81,396	82,054	83,598	83,885	85,592	86,453	88,89	90,939	93,459	93,871	96,859	98,373	100,178	101,029	102,938	103,792	104,98
Comunitat Valenciana	76,96	79,965	80,622	82,612	83,431	84,399	86,928	88,142	89,701	92,98	93,688	95,575	98,73	100,212	100,459	103,239	104,49	105,183
Extremadura	82,435	85,294	86,517	86,334	88,35	89,308	89,581	91,949	93,015	94,117	95,935	97,43	99,312	99,866	100,543	100,945	103,287	104,466
Galicia	78,875	81,075	82,946	83,632	84,076	86,174	87,613	89,244	91,84	93,255	94,159	96,847	98,136	100,214	101,138	102,363	103,418	105,239
Madrid (Comunidad de)	80,256	81,285	81,523	84,463	84,587	85,34	87,758	88,84	89,798	94,389	94,119	95,506	99,346	100,111	100,221	103,323	103,944	104,754
Murcia (Región de)	77,114	79,595	81,443	81,842	82,061	83,516	83,395	89,51	90,989	91,509	93,592	95,133	97,838	100,124	100,971	101,491	104,817	105,077
Navarra (Comunidad Foral de)	79,318	80,67	82,808	83,537	83,88	85,728	86,268	89,141	91,712	92,392	94,236	97,285	97,705	100,021	100,764	101,196	105,615	107,181
País Vasco	82,213	83,227	83,68	85,105	85,698	86,582	89,383	90,616	91,904	94,005	95,006	96,519	97,817	100,232	100,885	102,794	103,812	105,832
Rioja (La)	84,287	85,28	86,034	86,443	87,19	88,373	90,87	92,339	93,157	94,43	94,711	96,969	99,174	100,165	100,324	101,008	101,738	104,422
Ceuta	77,443	78,195	78,949	78,784	81,235	82,374	82,806	86,167	88,183	88,757	91,206	97,972	97,999	100,309	100,339	101,51	102,993	104,873
Melilla	72,437	73,911	74,987	74,845	74,496	78,045	83,526	85,67	88,677	89,619	90,271	96,77	96,829	98,822	101,548	104,464	106,007	109,166
C. Valenciana/Nacional	0,962	0,980	0,980	0,988	0,991	0,987	0,997	0,988	0,987	0,996	0,995	0,992	1,003	1,001	0,997	1,006	1,007	1,001
C. Valenciana/Madrid	0,959	0,984	0,989	0,978	0,986	0,989	0,991	0,992	0,999	0,985	0,995	1,001	0,994	1,001	1,002	0,999	1,005	1,004
C. Valenciana/Cataluña	0,956	0,982	0,983	0,988	0,995	0,986	1,005	0,992	0,986	0,995	0,998	0,987	1,004	1,000	0,994	1,003	1,007	1,002
C. Valenciana/País Vasco	0,936	0,961	0,963	0,971	0,974	0,975	0,973	0,973	0,976	0,989	0,986	0,990	1,009	1,000	0,996	1,004	1,007	0,994
C. Valenciana/Castilla-La Mancha	0,932	0,941	0,944	0,954	0,952	0,952	0,974	0,967	0,968	0,988	0,985	0,990	1,015	0,999	0,992	1,010	1,004	1,000
C. Valenciana/Murcia	0,998	1,005	0,990	1,009	1,017	1,011	1,042	0,985	0,986	1,016	1,001	1,005	1,009	1,001	0,995	1,017	0,997	1,001
C. Valenciana/Aragón	0,948	0,972	0,969	0,966	0,969	0,970	0,973	0,975	0,980	0,986	0,989	0,994	0,997	1,003	0,995	0,990	0,995	0,992

Precios: Servicios de transporte



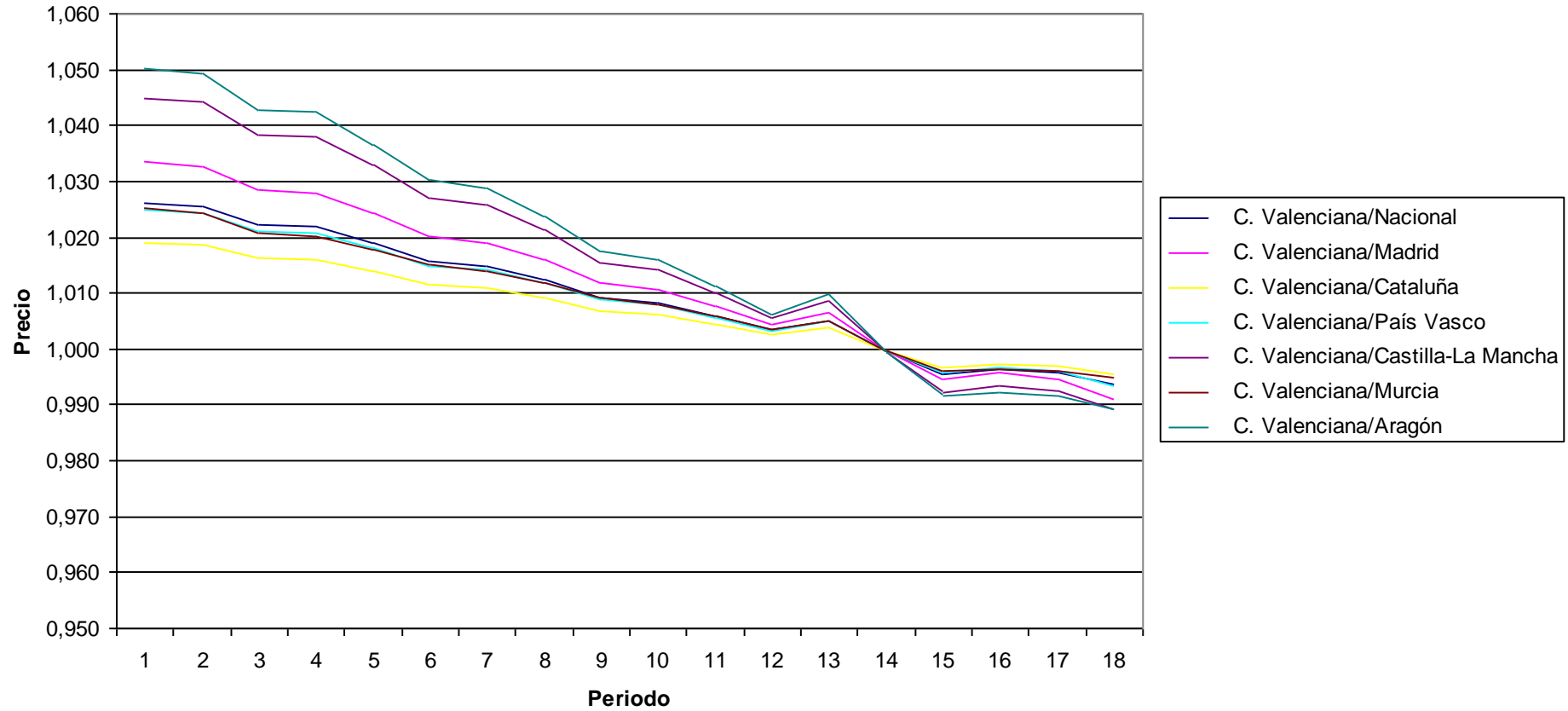
PRECIOS: Comunicaciones

Indices por comunidades autónomas de subgrupos

Unidades:Base 2006=100

	Indice																	
	2002M01	2002M06	2002M12	2003M01	2003M06	2003M12	2004M01	2004M06	2004M12	2005M01	2005M06	2005M12	2006M01	2006M06	2006M12	2007M01	2007M06	2007M12
Nacional	110,218	107,045	103,266	104,676	104,092	103,058	102,955	103,31	102,36	102,582	101,331	100,656	101,004	99,939	99,152	99,669	100,619	99,916
Andalucía	109,958	106,791	103,05	104,457	103,905	102,907	102,808	103,191	102,277	102,503	101,278	100,63	100,958	99,942	99,198	99,708	100,665	99,986
Aragón	107,699	104,632	101,229	102,625	102,329	101,615	101,575	102,163	101,534	101,814	100,8	100,366	100,545	99,966	99,561	100,077	101,036	100,355
Asturias (Principado de)	110,57	107,372	103,536	104,943	104,325	103,254	103,134	103,466	102,478	102,687	101,407	100,704	101,07	99,935	99,105	99,664	100,583	99,776
Balears (Illes)	107,847	104,752	101,319	102,704	102,408	101,69	101,629	102,222	101,592	101,856	100,836	100,4	100,58	99,963	99,557	99,966	101,002	100,584
Canarias	110,75	107,544	103,681	105,089	104,451	103,356	103,232	103,547	102,536	102,741	101,444	100,724	101,103	99,933	99,076	99,627	100,55	99,744
Cantabria	106,675	103,708	100,475	101,897	101,675	101,051	101,08	101,712	101,173	101,508	100,57	100,201	100,337	99,981	99,675	100,138	101,145	100,665
Castilla y León	108,664	105,589	102,054	103,474	103,044	102,185	102,146	102,616	101,84	102,116	100,998	100,453	100,712	99,958	99,372	99,903	100,849	100,138
Castilla - La Mancha	108,252	105,147	101,656	103,047	102,699	101,926	101,86	102,41	101,723	101,982	100,921	100,442	100,652	99,959	99,484	99,954	100,943	100,36
Cataluña	110,982	107,773	103,879	105,291	104,621	103,491	103,367	103,655	102,609	102,812	101,491	100,745	101,142	99,931	99,033	99,568	100,502	99,747
Comunitat Valenciana	113,104	109,786	105,562	106,975	106,073	104,685	104,492	104,602	103,298	103,443	101,933	100,997	101,524	99,908	98,716	99,295	100,189	99,288
Extremadura	110,695	107,497	103,644	105,054	104,419	103,327	103,208	103,525	102,517	102,726	101,432	100,714	101,092	99,934	99,08	99,653	100,559	99,689
Galicia	111,033	107,813	103,906	105,314	104,645	103,516	103,383	103,674	102,629	102,826	101,504	100,758	101,154	99,93	99,034	99,55	100,497	99,78
Madrid (Comunidad de)	109,44	106,311	102,652	104,065	103,561	102,619	102,544	102,961	102,102	102,348	101,166	100,559	100,86	99,948	99,266	99,722	100,72	100,178
Murcia (Región de)	110,314	107,186	103,411	104,849	104,217	103,136	103,069	103,372	102,373	102,62	101,342	100,63	101,006	99,942	99,09	99,643	100,571	99,81
Navarra (Comunidad Foral de)	110,939	107,709	103,812	105,212	104,564	103,456	103,315	103,627	102,603	102,795	101,487	100,758	101,141	99,93	99,061	99,673	100,551	99,595
País Vasco	110,362	107,189	103,391	104,806	104,2	103,143	103,041	103,378	102,404	102,627	101,36	100,668	101,028	99,938	99,123	99,635	100,593	99,934
Rioja (La)	110,987	107,78	103,885	105,298	104,626	103,495	103,371	103,658	102,61	102,814	101,492	100,745	101,143	99,931	99,031	99,569	100,502	99,742
Ceuta	105,654	102,666	99,561	100,943	100,884	100,431	100,437	101,218	100,857	101,18	100,363	100,131	100,167	99,988	99,906	100,232	101,34	101,19
Melilla	108,118	105,026	101,558	102,952	102,614	101,852	101,796	102,351	101,675	101,942	100,891	100,42	100,625	99,961	99,499	100,063	100,985	100,178
C. Valenciana/Nacional	1,026	1,026	1,022	1,022	1,019	1,016	1,015	1,013	1,009	1,008	1,006	1,003	1,005	1,000	0,996	0,996	0,996	0,994
C. Valenciana/Madrid	1,033	1,033	1,028	1,028	1,024	1,020	1,019	1,016	1,012	1,011	1,008	1,004	1,007	1,000	0,994	0,996	0,995	0,991
C. Valenciana/Cataluña	1,019	1,019	1,016	1,016	1,014	1,012	1,011	1,009	1,007	1,006	1,004	1,003	1,004	1,000	0,997	0,997	0,997	0,995
C. Valenciana/País Vasco	1,025	1,024	1,021	1,021	1,018	1,015	1,014	1,012	1,009	1,008	1,006	1,003	1,005	1,000	0,996	0,997	0,996	0,994
C. Valenciana/Castilla-La Mancha	1,045	1,044	1,038	1,038	1,033	1,027	1,026	1,021	1,015	1,014	1,010	1,006	1,009	0,999	0,992	0,993	0,993	0,989
C. Valenciana/Murcia	1,025	1,024	1,021	1,020	1,018	1,015	1,014	1,012	1,009	1,008	1,006	1,004	1,005	1,000	0,996	0,997	0,996	0,995
C. Valenciana/Aragón	1,050	1,049	1,043	1,042	1,037	1,030	1,029	1,024	1,017	1,016	1,011	1,006	1,010	0,999	0,992	0,992	0,992	0,989

Precios: Comunicaciones



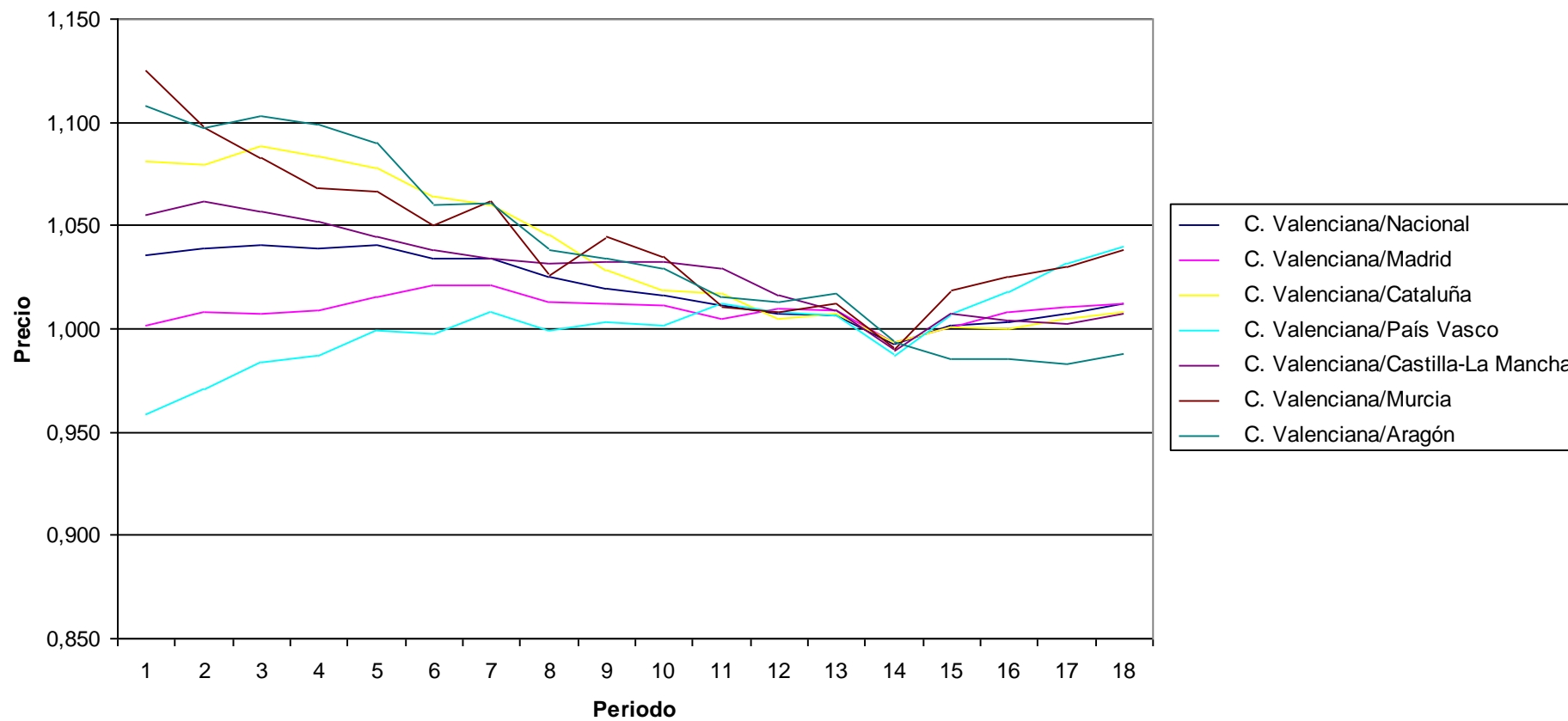
PRECIOS: Equipos y soportes audiovisuales, fotográficos e informáticos

Indices por comunidades autónomas de subgrupos

Unidades:Base 2006=100

	Indice																	
	2002M01	2002M06	2002M12	2003M01	2003M06	2003M12	2004M01	2004M06	2004M12	2005M01	2005M06	2005M12	2006M01	2006M06	2006M12	2007M01	2007M06	2007M12
Nacional	151,13	146,338	139,334	137,559	131,965	125,614	124,219	120,036	114,387	113,204	108,397	105,171	104,341	100,61	95,811	94,584	88,772	82,44
Andalucía	149,492	144,573	139,277	137,519	131,537	126,1	124,714	120,125	114,822	113,38	108,778	105,294	104,356	100,819	96,142	94,757	88,313	81,871
Aragón	141,294	138,571	131,465	130,086	125,942	122,554	121,049	118,489	112,704	111,743	107,939	104,577	103,325	100,53	97,418	96,308	90,915	84,484
Asturias (Principado de)	152,401	147,408	139,754	136,907	131,892	126,168	124,818	119,828	113,376	111,859	106,575	104,927	104,232	100,778	96,803	95,218	90,226	82,662
Balears (Illes)	153,776	149,21	140,956	138,452	132,542	124,321	121,662	117,93	112,444	111,376	107,334	105,164	103,77	100,306	96,58	95,793	89,904	81,817
Canarias	142,646	138,136	133,007	131,805	126,936	122,068	120,513	116,965	111,875	111,779	107,315	104,311	104,181	102,036	93,541	94,08	89,213	82,145
Cantabria	156,306	149,645	142,541	139,654	132,911	125,402	124,583	118,875	113,531	112,464	107,531	104,8	104,324	100,343	96,256	95,302	90,843	82,953
Castilla y León	158,332	152,807	145,191	142,926	135,923	129,188	128,098	122,552	115,851	113,371	109,582	105,299	104,802	100,611	95,283	93,776	87,701	81,488
Castilla - La Mancha	148,374	143,264	137,188	135,813	131,461	125,104	124,176	119,239	112,872	111,405	106,538	104,263	104,112	100,925	95,306	94,518	89,142	82,851
Cataluña	144,757	140,873	133,256	131,849	127,398	122,047	121,201	117,687	113,373	112,922	107,769	105,386	104,29	100,53	95,912	94,85	88,97	82,778
Comunitat Valenciana	156,524	152,062	144,986	142,906	137,322	129,892	128,429	123,047	116,576	115,002	109,64	105,924	105,06	99,852	95,968	94,865	89,384	83,426
Extremadura	162,648	154,682	146,808	145,119	137,571	130,882	129,848	123,75	117,951	115,933	110,238	106,629	106,213	99,963	95,147	94,226	88,689	81,124
Galicia	150,493	144,704	137,57	136,377	131,13	122,997	121,324	118,745	113,565	112,339	108,156	104,623	103,713	100,701	95,995	95,298	90,045	83,967
Madrid (Comunidad de)	156,304	150,843	143,889	141,655	135,242	127,207	125,777	121,474	115,175	113,741	109,152	104,903	104,156	100,481	95,927	94,133	88,436	82,41
Murcia (Región de)	139,179	138,584	133,87	133,763	128,754	123,633	120,967	119,915	111,571	111,149	108,477	105,047	103,795	100,849	94,248	92,534	86,807	80,371
Navarra (Comunidad Foral de)	150,465	143,89	133,695	133,491	127,398	121,596	120,516	115,131	111,047	110,027	105,484	103,716	103,866	100,594	96,371	95,412	88,775	83,619
País Vasco	163,299	156,603	147,359	144,828	137,425	130,206	127,417	123,187	116,169	114,828	108,365	105,064	104,386	101,166	95,248	93,212	86,652	80,233
Rioja (La)	141,111	139,656	135,097	132,655	127,329	122,065	120,534	116,736	113,215	112,843	107,927	108,939	107,015	100,654	92,667	92,827	85,615	79,867
Ceuta	128,039	126,493	124,581	124,299	116,295	116,11	114,263	110,101	107,728	107,748	105,662	104,386	103,586	100,955	96,984	96,764	89,765	84,815
Melilla	151,322	146,336	139,456	138,487	132,741	127,568	126,945	121,784	116,839	115,181	110,293	104,358	104,421	99,541	93,952	93,691	88,238	80,805
C. Valenciana/Nacional	1,036	1,039	1,041	1,039	1,041	1,034	1,034	1,025	1,019	1,016	1,011	1,007	1,007	0,992	1,002	1,003	1,007	1,012
C. Valenciana/Madrid	1,001	1,008	1,008	1,009	1,015	1,021	1,021	1,013	1,012	1,011	1,004	1,010	1,009	0,994	1,000	1,008	1,011	1,012
C. Valenciana/Cataluña	1,081	1,079	1,088	1,084	1,078	1,064	1,060	1,046	1,028	1,018	1,017	1,005	1,007	0,993	1,001	1,000	1,005	1,008
C. Valenciana/País Vasco	0,959	0,971	0,984	0,987	0,999	0,998	1,008	0,999	1,004	1,002	1,012	1,008	1,006	0,987	1,008	1,018	1,032	1,040
C. Valenciana/Castilla-La Mancha	1,055	1,061	1,057	1,052	1,045	1,038	1,034	1,032	1,033	1,032	1,029	1,016	1,009	0,989	1,007	1,004	1,003	1,007
C. Valenciana/Murcia	1,125	1,097	1,083	1,068	1,067	1,051	1,062	1,026	1,045	1,035	1,011	1,008	1,012	0,990	1,018	1,025	1,030	1,038
C. Valenciana/Aragón	1,108	1,097	1,103	1,099	1,090	1,060	1,061	1,038	1,034	1,029	1,016	1,013	1,017	0,993	0,985	0,985	0,983	0,987

Precios: Equipos y soportes audiovisuales, fotográficos e informáticos



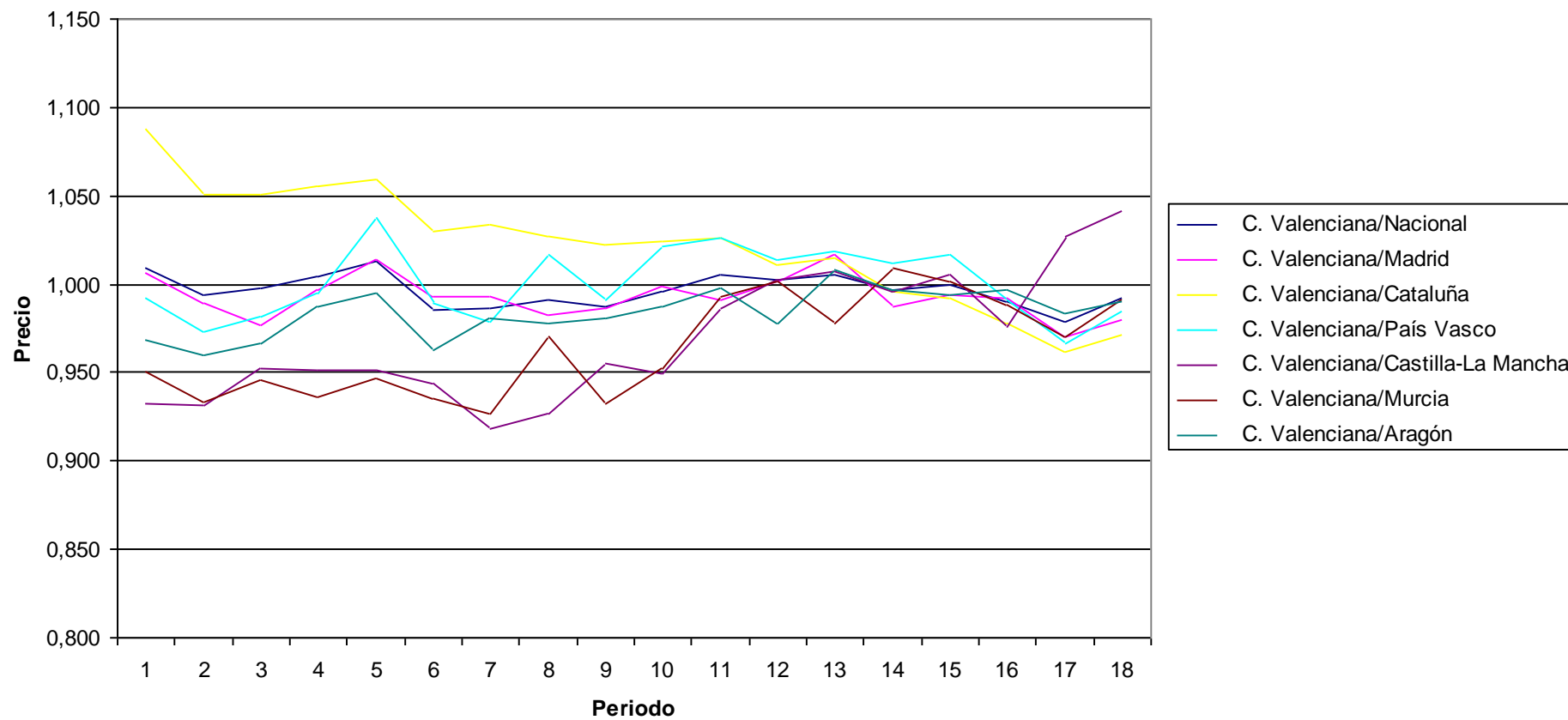
PRECIOS: Artículos recreativos y deportivos; floristería y mascotas

Indices por comunidades autónomas de subgrupos

Unidades:Base 2006=100

	Indice																	
	2002M01	2002M06	2002M12	2003M01	2003M06	2003M12	2004M01	2004M06	2004M12	2005M01	2005M06	2005M12	2006M01	2006M06	2006M12	2007M01	2007M06	2007M12
Nacional	97,207	97,334	97,724	98,105	98,933	98,619	98,903	98,932	98,434	98,937	98,821	98,845	99,101	100,082	99,85	99,566	101,269	101,215
Andalucía	101,964	100,313	98,998	99,336	100,383	100,91	100,873	101,252	99,711	100,166	99,81	99,005	99,32	99,951	99,688	99,259	100,107	98,671
Aragón	101,35	100,716	100,82	99,834	100,657	100,984	99,496	100,31	99,047	99,776	99,608	101,283	98,803	100,145	100,471	98,861	100,703	101,453
Asturias (Principado de)	105,131	105,91	105,474	106,15	105,647	105,877	106,008	102,548	103,436	102,205	100,734	101,806	102,905	99,62	97,093	97,167	100,57	97,035
Balears (Illes)	91,442	92,743	94,626	96,223	99,801	99,075	100,133	97,535	102,281	102,088	99,049	98,66	99,06	99,781	101,671	101,539	102,23	104,232
Canarias	102,922	104,656	101,905	102,109	106,163	105,695	103,463	101,691	102,399	101,706	102,826	102,034	101,175	101,335	98,036	97,192	99,071	98,56
Cantabria	96,016	96,371	98,404	98,779	99,349	97,942	100,741	100,147	97,268	96,915	94,774	97,637	98,503	100,168	100,704	98,659	103,097	105,043
Castilla y León	99,709	100,341	101,69	101,549	102,108	101,155	101,246	100,743	100,004	99,914	99,509	99,722	100,525	100,46	99,208	99,775	102,528	101,79
Castilla - La Mancha	105,278	103,785	102,346	103,55	105,345	103,044	106,21	105,814	101,76	103,795	100,672	98,758	98,859	100,17	99,278	101,039	96,469	96,479
Cataluña	90,222	92,064	92,786	93,343	94,627	94,424	94,351	95,518	95,053	96,204	96,812	97,948	98,19	100,249	100,635	100,773	103,023	103,408
Comunitat Valenciana	98,127	96,699	97,488	98,545	100,185	97,224	97,557	98,095	97,176	98,541	99,341	99,039	99,597	99,794	99,831	98,564	99,081	100,435
Extremadura	97,871	98,221	97,849	97,078	97,001	96,246	97,372	97,097	96,42	97,33	98,733	97,671	99,407	100,211	98,683	98,195	98,974	98,548
Galicia	93,782	92,127	94,19	96,042	94,849	97,502	99,047	98,439	98,446	99,933	96,231	97,733	98,873	98,765	100,544	100,882	103,158	102,906
Madrid (Comunidad de)	97,524	97,721	99,797	98,875	98,839	97,902	98,259	99,838	98,48	98,677	100,253	98,851	97,977	101,099	100,445	99,358	102,14	102,539
Murcia (Región de)	103,265	103,552	103,04	105,28	105,854	103,954	105,288	101,11	104,261	103,514	100,052	98,858	101,871	98,906	99,682	99,69	102,08	101,338
Navarra (Comunidad Foral de)	93,777	96,791	95,552	95,366	97,723	97,73	97,064	95,85	99,372	97,984	97,93	97,642	100,385	99,59	99,013	99,512	102,181	99,96
País Vasco	98,869	99,329	99,336	99,099	96,531	98,322	99,63	96,507	98,041	96,474	96,855	97,697	97,76	98,634	98,201	99,461	102,547	102,017
Rioja (La)	93,977	95,091	96,49	95,935	97,723	94,283	94,382	99,047	95,791	97,638	98,589	99,081	100,947	101,577	98,539	99,279	100,421	101,278
Ceuta	101,677	101,384	104,208	102,777	102,891	104,347	103,206	100,362	98,222	100,062	101,012	99,712	100,727	100,752	99,325	100,767	97,132	102,344
Melilla	99,064	98,278	99,636	98,472	100,594	103,082	102,762	93,616	99,727	96,181	99,584	99,283	99,045	101,186	96,503	98,577	96,769	94,676
C. Valenciana/Nacional	1,009	0,993	0,998	1,004	1,013	0,986	0,986	0,992	0,987	0,996	1,005	1,002	1,005	0,997	1,000	0,990	0,978	0,992
C. Valenciana/Madrid	1,006	0,990	0,977	0,997	1,014	0,993	0,993	0,983	0,987	0,999	0,991	1,002	1,017	0,987	0,994	0,992	0,970	0,979
C. Valenciana/Cataluña	1,088	1,050	1,051	1,056	1,059	1,030	1,034	1,027	1,022	1,024	1,026	1,011	1,014	0,995	0,992	0,978	0,962	0,971
C. Valenciana/País Vasco	0,992	0,974	0,981	0,994	1,038	0,989	0,979	1,016	0,991	1,021	1,026	1,014	1,019	1,012	1,017	0,991	0,966	0,984
C. Valenciana/Castilla-La Mancha	0,932	0,932	0,953	0,952	0,951	0,944	0,919	0,927	0,955	0,949	0,987	1,003	1,007	0,996	1,006	0,976	1,027	1,041
C. Valenciana/Murcia	0,950	0,934	0,946	0,936	0,946	0,935	0,927	0,970	0,932	0,952	0,993	1,002	0,978	1,009	1,001	0,989	0,971	0,991
C. Valenciana/Aragón	0,968	0,960	0,967	0,987	0,995	0,963	0,981	0,978	0,981	0,988	0,997	0,978	1,008	0,996	0,994	0,997	0,984	0,990

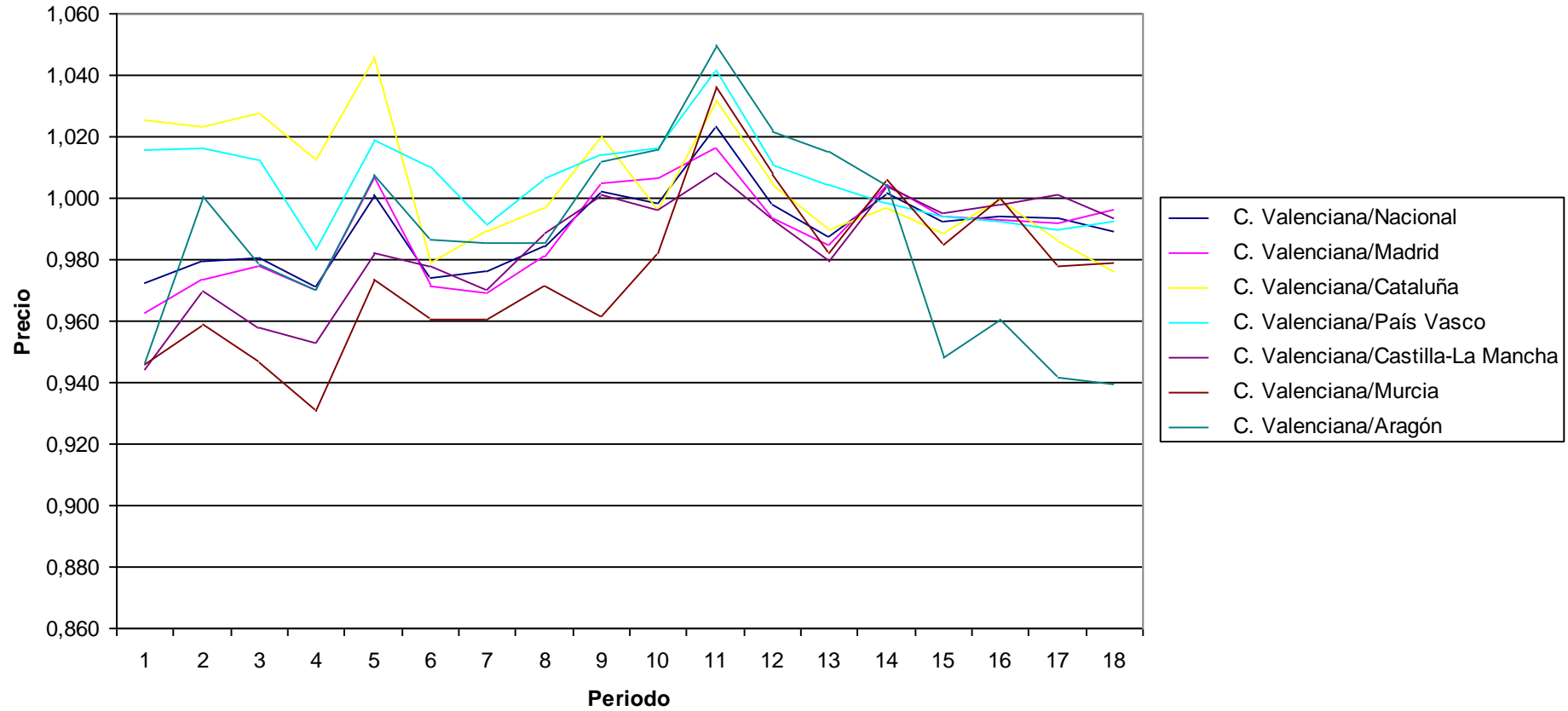
Precios: Artículos recreativos y deportivos; floristería y mascotas



PRECIOS: Servicios recreativos, deportivos y culturales
Indices por comunidades autónomas de subgrupos
 Unidades:Base 2006=100

	Indice																	
	2002M01	2002M06	2002M12	2003M01	2003M06	2003M12	2004M01	2004M06	2004M12	2005M01	2005M06	2005M12	2006M01	2006M06	2006M12	2007M01	2007M06	2007M12
Nacional	87,865	89,535	90,452	90,789	91,834	94,579	93,569	95,067	95,199	96,388	97,805	98,534	98,808	99,991	101,493	101,948	102,933	104,958
Andalucía	89,208	91,072	92,595	92,756	93,887	94,951	93,406	95,385	96,176	96,817	97,859	99,076	98,677	100,085	100,976	101,592	102,731	105,845
Aragón	90,297	87,633	90,632	90,889	91,244	93,361	92,715	95,004	94,268	94,755	95,357	96,203	96,096	99,697	106,214	105,496	108,626	110,523
Asturias (Principado de)	95,58	96,521	96,762	97,427	98,287	99,662	99,53	98,059	97,983	98,529	99,156	99,69	99,496	99,994	100,681	101,372	101,774	102,539
Balears (Illes)	98,036	96,391	103,941	99,889	100,701	107,061	102,719	100,868	96,112	97,172	97,234	100,91	107,626	97,105	99,099	106,66	103,011	103,857
Canarias	97,107	98,832	99,354	100,138	100,359	99,697	98,089	99,669	98,653	98,858	99,913	99,243	98,686	100,005	101,507	101,569	101,768	104,444
Cantabria	91,042	93,322	93,492	94,289	94,67	94,603	94,099	96,102	94,815	94,367	97,194	97,854	98,673	99,387	101,799	102,557	103,135	105,215
Castilla y León	92,904	94,864	94,726	95,275	96,446	97,802	97,028	98,375	98,123	98,447	99,458	100,772	100,104	100,14	101,654	102,459	100,827	103,054
Castilla - La Mancha	90,502	90,432	92,59	92,516	93,626	94,193	94,189	94,645	95,318	96,597	99,253	99,016	99,604	99,782	101,222	101,545	102,18	104,478
Cataluña	83,343	85,718	86,335	87,108	87,883	94,083	92,385	93,899	93,532	96,602	96,982	97,86	98,565	100,461	101,885	101,353	103,737	106,349
Comunitat Valenciana	85,462	87,696	88,694	88,181	91,935	92,108	91,367	93,593	95,413	96,244	100,084	98,297	97,559	100,152	100,726	101,324	102,273	103,811
Extremadura	97,014	98,868	96,301	96,606	97,396	97,54	96,785	97,831	100,314	98,952	99,587	100,355	99,616	99,945	101,05	101,08	102,957	103,944
Galicia	87,527	90,14	89,877	89,325	91,058	91,944	90,521	93,313	93,009	94,079	94,872	98,027	100,116	99,793	101,056	101,492	98,183	101,206
Madrid (Comunidad de)	88,787	90,08	90,726	90,887	91,27	94,805	94,263	95,398	94,935	95,635	98,479	98,913	99,077	99,705	101,352	102,039	103,123	104,229
Murcia (Región de)	90,36	91,436	93,696	94,727	94,435	95,918	95,108	96,351	99,22	97,97	96,579	97,534	99,355	99,566	102,248	101,319	104,589	106,029
Navarra (Comunidad Foral de)	86,781	87,514	87,523	87,561	88,536	91,248	90,618	94,163	95,471	95,738	95,829	98,691	98,495	98,895	99,526	99,796	101,101	104,251
País Vasco	84,159	86,317	87,628	89,707	90,241	91,16	92,184	92,978	94,086	94,711	96,084	97,221	97,159	100,288	101,354	102,104	103,361	104,612
Rioja (La)	90,857	87,703	94,029	94,029	94,517	95,029	94,828	95,876	96,665	96,848	96,913	97,989	97,812	98,21	106,465	106,821	109,133	112,323
Ceuta	96,153	97,606	97,869	98,711	98,808	99,731	97,932	99,433	98,811	99,127	99,891	99,386	98,5	100,183	101,02	101,518	101,802	104,964
Melilla	94,931	97,117	97,584	97,584	98,596	98,596	93,401	97,97	96,361	98,924	99,382	101,081	99,496	100,071	101,513	101,634	101,671	102,753
C. Valenciana/Nacional	0,973	0,979	0,981	0,971	1,001	0,974	0,976	0,984	1,002	0,999	1,023	0,998	0,987	1,002	0,992	0,994	0,994	0,989
C. Valenciana/Madrid	0,963	0,974	0,978	0,970	1,007	0,972	0,969	0,981	1,005	1,006	1,016	0,994	0,985	1,004	0,994	0,993	0,992	0,996
C. Valenciana/Cataluña	1,025	1,023	1,027	1,012	1,046	0,979	0,989	0,997	1,020	0,996	1,032	1,004	0,990	0,997	0,989	1,000	0,986	0,976
C. Valenciana/País Vasco	1,015	1,016	1,012	0,983	1,019	1,010	0,991	1,007	1,014	1,016	1,042	1,011	1,004	0,999	0,994	0,992	0,989	0,992
C. Valenciana/Castilla-La Mancha	0,944	0,970	0,958	0,953	0,982	0,978	0,970	0,989	1,001	0,996	1,008	0,993	0,979	1,004	0,995	0,998	1,001	0,994
C. Valenciana/Murcia	0,946	0,959	0,947	0,931	0,974	0,960	0,961	0,971	0,962	0,982	1,036	1,008	0,982	1,006	0,985	1,000	0,978	0,979
C. Valenciana/Aragón	0,946	1,001	0,979	0,970	1,008	0,987	0,985	0,985	1,012	1,016	1,050	1,022	1,015	1,005	0,948	0,960	0,942	0,939

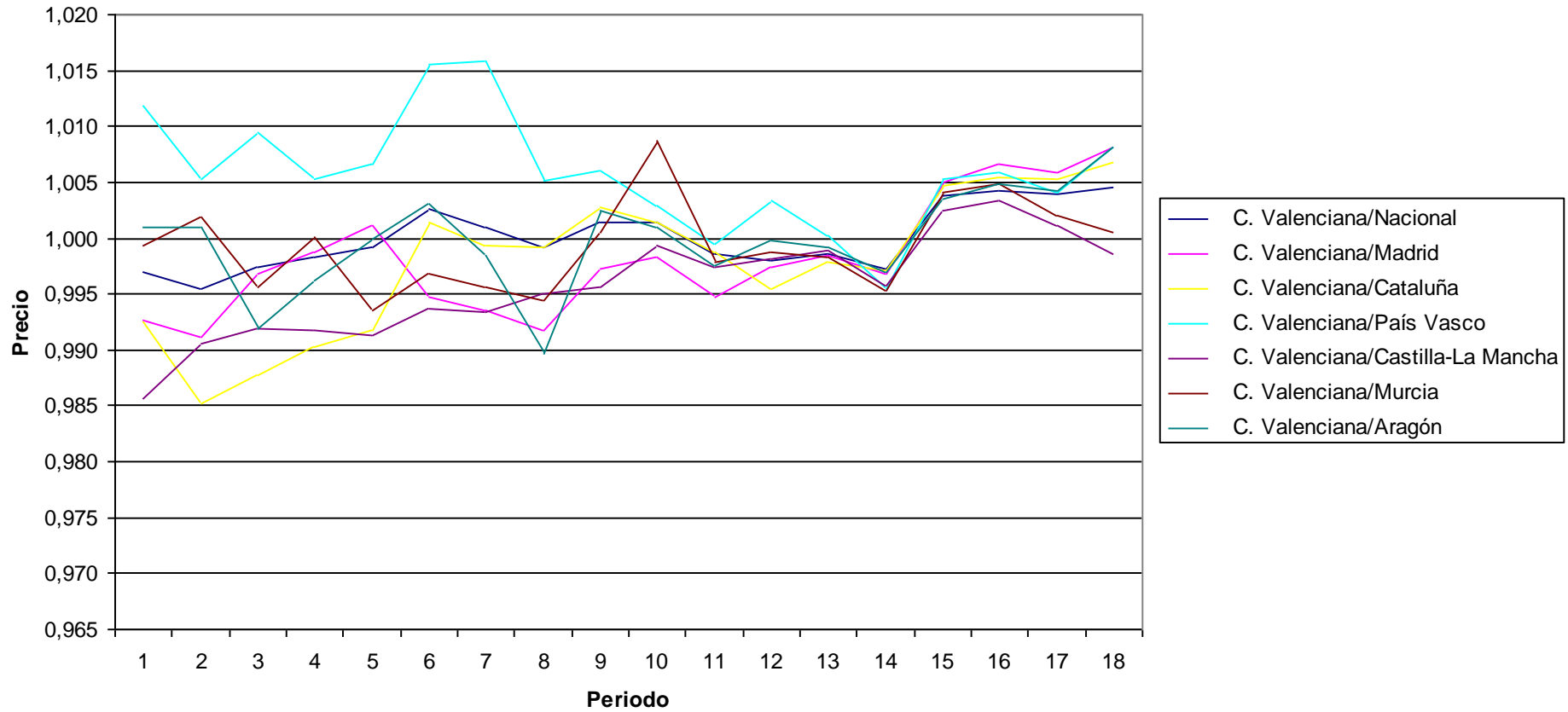
Precios: Servicios recreativos, deportivos y culturales



PRECIOS: Libros, prensa y papelería
Índices por comunidades autónomas de subgrupos
 Unidades: Base 2006=100

	Índice																	
	2002M01	2002M06	2002M12	2003M01	2003M06	2003M12	2004M01	2004M06	2004M12	2005M01	2005M06	2005M12	2006M01	2006M06	2006M12	2007M01	2007M06	2007M12
Nacional	88,398	90,63	91,929	92,326	93,272	95,102	95,419	96,577	97,652	97,644	98,405	99,005	99,33	99,955	100,923	101,136	102,129	102,933
Andalucía	88,181	89,755	91,084	91,582	92,563	94,374	94,767	95,984	97,235	97,298	97,8	98,83	99,271	99,911	101,067	101,484	102,378	103,513
Aragón	88,034	90,136	92,43	92,518	93,203	95,061	95,661	97,5	97,556	97,681	98,513	98,831	99,277	99,993	100,954	101,086	102,092	102,549
Asturias (Principado de)	88,688	91,909	92,836	93,006	93,917	95,321	95,485	96,849	98,062	98,02	98,944	99,078	99,493	99,998	100,807	100,884	101,387	102,271
Baleares (Illes)	88,012	89,765	91,479	91,638	92,867	94,488	94,774	96,284	97,686	97,553	98,431	99,065	99,275	100,001	100,939	101,228	101,928	102,827
Canarias	86,56	88,333	89,895	90,011	91,256	93,271	93,807	95,064	97,402	97,32	98,118	99,162	99,364	99,828	101,1	101,342	102,321	103,226
Cantabria	86,165	88,216	89,582	90,555	91,62	93,484	93,332	94,547	96,767	96,492	98,239	98,843	99,112	100,369	101,019	101,198	102,364	103,374
Castilla y León	88,479	90,684	91,959	92,617	93,504	95,001	95,425	96,567	97,566	97,625	98,355	98,801	99,255	99,976	100,917	101,167	102,197	102,937
Castilla - La Mancha	89,403	91,083	92,437	92,94	94,01	95,96	96,158	96,971	98,219	97,836	98,515	98,991	99,298	100,11	101,048	101,226	102,411	103,553
Cataluña	88,787	91,577	92,818	93,076	93,976	95,213	95,58	96,574	97,528	97,634	98,393	99,258	99,402	99,967	100,829	101,013	101,982	102,7
Comunitat Valenciana	88,125	90,224	91,685	92,171	93,195	95,353	95,516	96,495	97,791	97,776	98,266	98,804	99,19	99,685	101,301	101,569	102,527	103,402
Extremadura	88,099	89,837	91,385	92,013	92,675	94,799	95,299	96,063	97,431	97,503	98,287	99,113	99,39	99,807	101,016	101,524	102,331	103,385
Galicia	89,366	91,749	92,928	93,297	94,433	96,075	96,376	97,191	98,157	98,048	98,809	99,339	99,547	99,859	100,797	100,914	102,204	102,872
Madrid (Comunidad de)	88,773	91,034	91,977	92,285	93,09	95,857	96,136	97,3	98,055	97,939	98,782	99,066	99,341	100,005	100,796	100,894	101,922	102,573
Murcia (Región de)	88,18	90,055	92,094	92,167	93,797	95,659	95,933	97,035	97,736	96,93	98,479	98,933	99,36	100,147	100,885	101,075	102,321	103,346
Navarra (Comunidad Foral de)	89,738	91,435	93,952	94,095	94,656	96,095	96,533	97,256	98,055	98,109	98,953	99,263	99,475	99,918	100,712	100,815	101,828	102,738
País Vasco	87,1	89,749	90,831	91,685	92,581	93,898	94,028	95,997	97,2	97,491	98,323	98,476	99,165	100,144	100,773	100,98	102,11	102,561
Rioja (La)	88,166	89,258	90,748	92,077	93,013	94,086	94,718	95,547	96,547	96,981	97,815	98,619	99,411	99,842	101,104	101,212	101,965	102,804
Ceuta	87,966	91,963	92,556	92,695	93,874	95,771	95,719	96,687	97,837	97,666	98,6	99,243	99,498	99,84	101,007	101,098	101,64	102,733
Melilla	88,449	90,096	93,155	93,237	94,935	96,676	96,538	97,339	98,393	98,14	98,465	99,047	99,313	100,118	101,028	101,125	101,742	102,812
C. Valenciana/Nacional	0,997	0,996	0,997	0,998	0,999	1,003	1,001	0,999	1,001	1,001	0,999	0,998	0,999	0,997	1,004	1,004	1,004	1,005
C. Valenciana/Madrid	0,993	0,991	0,997	0,999	1,001	0,995	0,994	0,992	0,997	0,998	0,995	0,997	0,998	0,997	1,005	1,007	1,006	1,008
C. Valenciana/Cataluña	0,993	0,985	0,988	0,990	0,992	1,001	0,999	0,999	1,003	1,001	0,999	0,995	0,998	0,997	1,005	1,006	1,005	1,007
C. Valenciana/País Vasco	1,012	1,005	1,009	1,005	1,007	1,015	1,016	1,005	1,006	1,003	0,999	1,003	1,000	0,995	1,005	1,006	1,004	1,008
C. Valenciana/Castilla-La Mancha	0,986	0,991	0,992	0,992	0,991	0,994	0,993	0,995	0,996	0,999	0,997	0,998	0,999	0,996	1,003	1,003	1,001	0,999
C. Valenciana/Murcia	0,999	1,002	0,996	1,000	0,994	0,997	0,996	0,994	1,001	1,009	0,998	0,999	0,998	0,995	1,004	1,005	1,002	1,001
C. Valenciana/Aragón	1,001	1,001	0,992	0,996	1,000	1,003	0,998	0,990	1,002	1,001	0,997	1,000	0,999	0,997	1,003	1,005	1,004	1,008

Precios: Libros, prensa y papelería



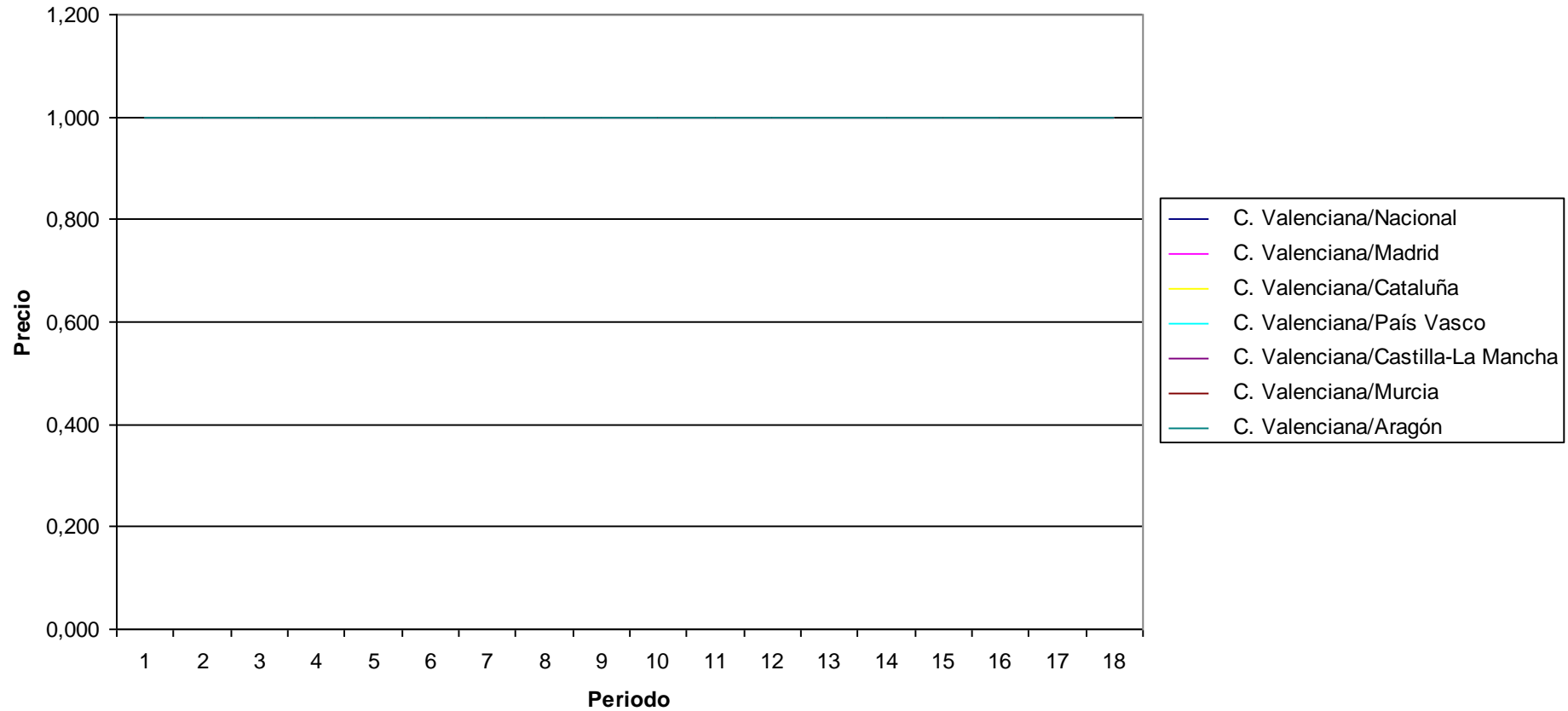
PRECIOS: Viaje organizado

Indices por comunidades autónomas de subgrupos

Unidades:Base 2006=100

	Indice																	
	2002M01	2002M06	2002M12	2003M01	2003M06	2003M12	2004M01	2004M06	2004M12	2005M01	2005M06	2005M12	2006M01	2006M06	2006M12	2007M01	2007M06	2007M12
Nacional	83,824	91,52	94,9	87,692	92,047	94,691	88,715	94,432	98,747	90,915	94,15	103,898	94,226	98,539	102,652	93,44	99,396	103,738
Andalucía	83,824	91,52	94,9	87,692	92,047	94,691	88,715	94,432	98,747	90,915	94,15	103,898	94,226	98,539	102,652	93,44	99,396	103,738
Aragón	83,824	91,52	94,9	87,692	92,047	94,691	88,715	94,432	98,747	90,915	94,15	103,898	94,226	98,539	102,652	93,44	99,396	103,738
Asturias (Principado de)	83,824	91,52	94,9	87,692	92,047	94,691	88,715	94,432	98,747	90,915	94,15	103,898	94,226	98,539	102,652	93,44	99,396	103,738
Balears (Illes)	83,824	91,52	94,9	87,692	92,047	94,691	88,715	94,432	98,747	90,915	94,15	103,898	94,226	98,539	102,652	93,44	99,396	103,738
Canarias	83,824	91,52	94,9	87,692	92,047	94,691	88,715	94,432	98,747	90,915	94,15	103,898	94,226	98,539	102,652	93,44	99,396	103,738
Cantabria	83,824	91,52	94,9	87,692	92,047	94,691	88,715	94,432	98,747	90,915	94,15	103,898	94,226	98,539	102,652	93,44	99,396	103,738
Castilla y León	83,824	91,52	94,9	87,692	92,047	94,691	88,715	94,432	98,747	90,915	94,15	103,898	94,226	98,539	102,652	93,44	99,396	103,738
Castilla - La Mancha	83,824	91,52	94,9	87,692	92,047	94,691	88,715	94,432	98,747	90,915	94,15	103,898	94,226	98,539	102,652	93,44	99,396	103,738
Cataluña	83,824	91,52	94,9	87,692	92,047	94,691	88,715	94,432	98,747	90,915	94,15	103,898	94,226	98,539	102,652	93,44	99,396	103,738
Comunitat Valenciana	83,824	91,52	94,9	87,692	92,047	94,691	88,715	94,432	98,747	90,915	94,15	103,898	94,226	98,539	102,652	93,44	99,396	103,738
Extremadura	83,824	91,52	94,9	87,692	92,047	94,691	88,715	94,432	98,747	90,915	94,15	103,898	94,226	98,539	102,652	93,44	99,396	103,738
Galicia	83,824	91,52	94,9	87,692	92,047	94,691	88,715	94,432	98,747	90,915	94,15	103,898	94,226	98,539	102,652	93,44	99,396	103,738
Madrid (Comunidad de)	83,824	91,52	94,9	87,692	92,047	94,691	88,715	94,432	98,747	90,915	94,15	103,898	94,226	98,539	102,652	93,44	99,396	103,738
Murcia (Región de)	83,824	91,52	94,9	87,692	92,047	94,691	88,715	94,432	98,747	90,915	94,15	103,898	94,226	98,539	102,652	93,44	99,396	103,738
Navarra (Comunidad Foral de)	83,824	91,52	94,9	87,692	92,047	94,691	88,715	94,432	98,747	90,915	94,15	103,898	94,226	98,539	102,652	93,44	99,396	103,738
País Vasco	83,824	91,52	94,9	87,692	92,047	94,691	88,715	94,432	98,747	90,915	94,15	103,898	94,226	98,539	102,652	93,44	99,396	103,738
Rioja (La)	83,824	91,52	94,9	87,692	92,047	94,691	88,715	94,432	98,747	90,915	94,15	103,898	94,226	98,539	102,652	93,44	99,396	103,738
Ceuta	83,824	91,52	94,9	87,692	92,047	94,691	88,715	94,432	98,747	90,915	94,15	103,898	94,226	98,539	102,652	93,44	99,396	103,738
Melilla	83,824	91,52	94,9	87,692	92,047	94,691	88,715	94,432	98,747	90,915	94,15	103,898	94,226	98,539	102,652	93,44	99,396	103,738
C. Valenciana/Nacional	1,000	1,000	1,000	1,000	1,000	1,000	1,000	1,000	1,000	1,000	1,000	1,000	1,000	1,000	1,000	1,000	1,000	1,000
C. Valenciana/Madrid	1,000	1,000	1,000	1,000	1,000	1,000	1,000	1,000	1,000	1,000	1,000	1,000	1,000	1,000	1,000	1,000	1,000	1,000
C. Valenciana/Cataluña	1,000	1,000	1,000	1,000	1,000	1,000	1,000	1,000	1,000	1,000	1,000	1,000	1,000	1,000	1,000	1,000	1,000	1,000
C. Valenciana/País Vasco	1,000	1,000	1,000	1,000	1,000	1,000	1,000	1,000	1,000	1,000	1,000	1,000	1,000	1,000	1,000	1,000	1,000	1,000
C. Valenciana/Castilla-La Mancha	1,000	1,000	1,000	1,000	1,000	1,000	1,000	1,000	1,000	1,000	1,000	1,000	1,000	1,000	1,000	1,000	1,000	1,000
C. Valenciana/Murcia	1,000	1,000	1,000	1,000	1,000	1,000	1,000	1,000	1,000	1,000	1,000	1,000	1,000	1,000	1,000	1,000	1,000	1,000
C. Valenciana/Aragón	1,000	1,000	1,000	1,000	1,000	1,000	1,000	1,000	1,000	1,000	1,000	1,000	1,000	1,000	1,000	1,000	1,000	1,000

Precios: Viaje organizado



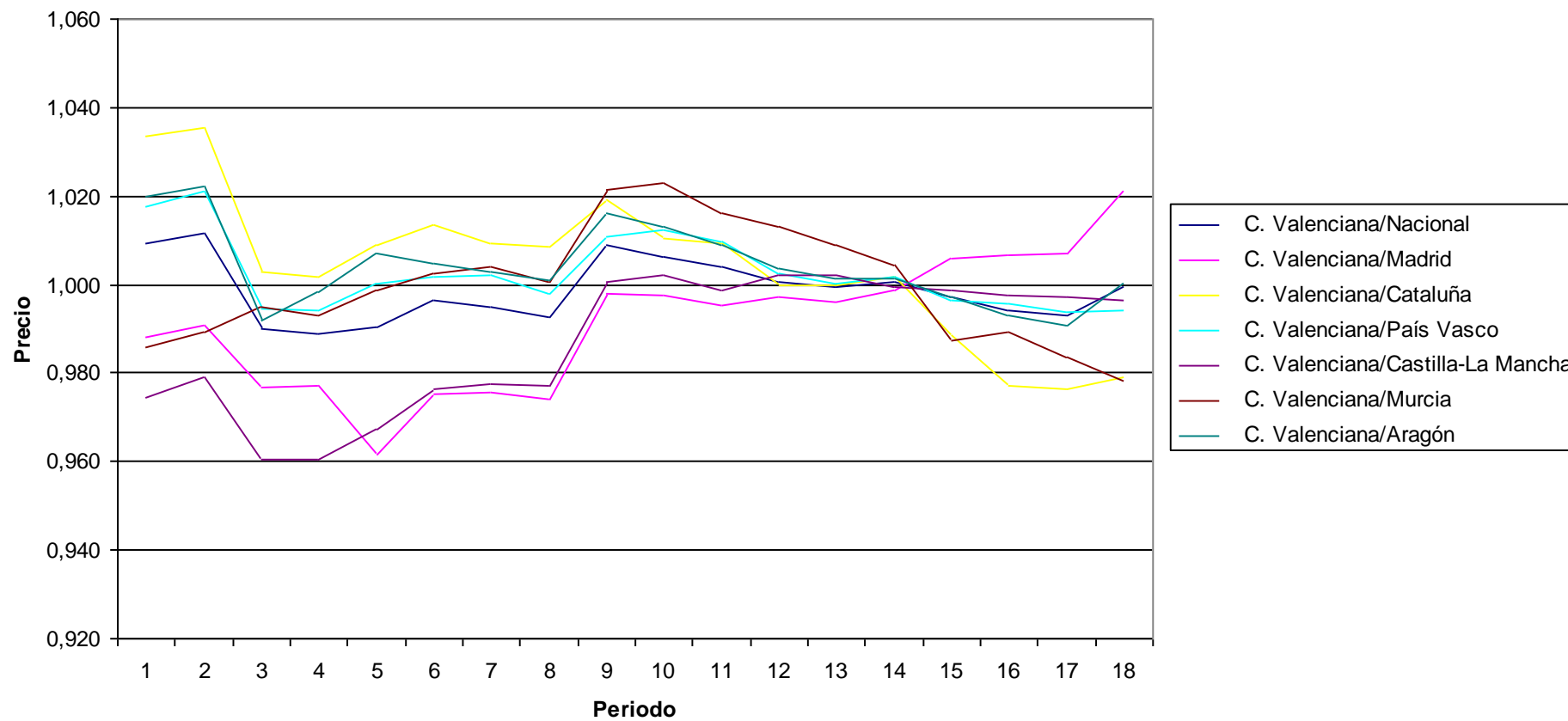
PRECIOS: Enseñanza

Indices por comunidades autónomas de subgrupos

Unidades:Base 2006=100

	Indice																	
	2002M01	2002M06	2002M12	2003M01	2003M06	2003M12	2004M01	2004M06	2004M12	2005M01	2005M06	2005M12	2006M01	2006M06	2006M12	2007M01	2007M06	2007M12
Nacional	83,513	83,826	87,208	87,325	87,994	90,99	91,251	91,444	94,8	95,194	95,307	98,678	98,827	99,019	103,027	103,381	103,529	107,222
Andalucía	82,688	83,015	86,845	87,01	87,355	90,91	90,961	91,412	94,957	94,982	95,122	98,426	98,64	98,907	102,913	102,909	103,125	106,84
Aragón	82,65	82,969	87,063	86,499	86,517	90,254	90,548	90,688	94,15	94,551	94,839	98,385	98,646	98,948	103,007	103,493	103,74	107,071
Asturias (Principado de)	85,415	85,965	88,009	88,363	88,43	91,491	91,595	91,595	94,111	94,209	94,909	98,135	98,16	98,79	103,284	103,381	103,569	107,015
Balears (Illes)	82,842	83,112	85,736	87,373	87,341	89,272	91,104	91,462	93,647	95,21	95,441	97,681	99,214	99,256	101,952	102,126	103,665	106,303
Canarias	85,101	85,125	89,144	89,17	89,208	91,356	91,536	92,585	95,069	95,053	98,257	98,436	98,656	103,857	104,063	104,102	106,906	
Cantabria	89,36	89,569	92,05	92,421	92,552	94,552	94,552	94,578	97,457	97,457	97,013	99,338	99,384	99,371	101,685	101,988	102,11	105,566
Castilla y León	84,933	85,035	88,015	88,125	88,26	91,678	91,711	91,787	94,962	95,035	95,226	98,807	98,83	99,025	102,893	102,924	103,064	106,848
Castilla - La Mancha	86,495	86,62	89,885	89,919	90,076	92,869	92,889	92,915	95,589	95,589	95,815	98,529	98,575	99,134	102,847	103,019	103,075	107,546
Cataluña	81,553	81,884	86,097	86,221	86,373	89,449	89,948	90,008	93,858	94,822	94,827	98,759	98,797	98,915	103,934	105,185	105,287	109,461
Comunitat Valenciana	84,291	84,795	86,347	86,359	87,14	90,667	90,797	90,785	95,656	95,804	95,698	98,747	98,765	99,09	102,722	102,78	102,796	107,15
Extremadura	84,767	84,949	87,531	87,855	88,085	91,2	91,327	92,209	95,371	95,439	95,471	98,657	98,793	99,159	102,194	102,331	102,439	105,903
Galicia	83,304	83,946	87,165	87,377	88,004	91,071	91,176	91,423	94,682	95,067	95,243	98,488	99,007	99,121	102,576	102,699	102,906	106,477
Madrid (Comunidad de)	85,294	85,586	88,389	88,391	90,611	92,983	93,083	93,21	95,849	96,031	96,149	99,042	99,147	99,233	102,106	102,11	102,064	104,914
Murcia (Región de)	85,499	85,729	86,793	86,95	87,263	90,44	90,44	90,724	93,667	93,667	94,194	97,469	97,877	98,645	104,027	103,892	104,522	109,533
Navarra (Comunidad Foral de)	82,654	83,07	86,893	86,893	87,653	91,231	91,915	92,091	95,37	95,37	96,068	99,059	98,669	99,229	102,882	102,877	103,695	107,339
País Vasco	82,839	83,041	86,806	86,868	87,116	90,523	90,604	90,983	94,644	94,651	94,784	98,492	98,734	98,928	103,074	103,234	103,425	107,78
Rioja (La)	83,877	83,883	87,832	88,102	88,102	92,054	92,089	92,089	95,23	95,23	95,403	98,921	98,921	98,976	103,162	103,299	103,516	107,556
Ceuta	95,895	95,841	96,831	97,01	95,794	97,689	97,689	97,689	98,703	98,699	98,699	99,671	99,671	99,671	100,751	100,751	100,751	102,9
Melilla	84,769	85,372	87,77	87,77	87,808	93,104	93,104	93,104	96,03	96,03	96,052	98,565	98,565	98,565	103,102	103,102	103,102	106,53
C. Valenciana/Nacional	1,009	1,012	0,990	0,989	0,990	0,996	0,995	0,993	1,009	1,006	1,004	1,001	0,999	1,001	0,997	0,994	0,993	0,999
C. Valenciana/Madrid	0,988	0,991	0,977	0,977	0,962	0,975	0,975	0,974	0,998	0,998	0,995	0,997	0,996	0,999	1,006	1,007	1,007	1,021
C. Valenciana/Cataluña	1,034	1,036	1,003	1,002	1,009	1,014	1,009	1,009	1,019	1,010	1,009	1,000	1,000	1,002	0,988	0,977	0,976	0,979
C. Valenciana/País Vasco	1,018	1,021	0,995	0,994	1,000	1,002	1,002	0,998	1,011	1,012	1,010	1,003	1,000	1,002	0,997	0,996	0,994	0,994
C. Valenciana/Castilla-La Mancha	0,975	0,979	0,961	0,960	0,967	0,976	0,977	0,977	1,001	1,002	0,999	1,002	1,002	1,000	0,999	0,998	0,997	0,996
C. Valenciana/Murcia	0,986	0,989	0,995	0,993	0,999	1,003	1,004	1,001	1,021	1,023	1,016	1,013	1,009	1,005	0,987	0,989	0,983	0,978
C. Valenciana/Aragón	1,020	1,022	0,992	0,998	1,007	1,005	1,003	1,001	1,016	1,013	1,009	1,004	1,001	1,001	0,997	0,993	0,991	1,001

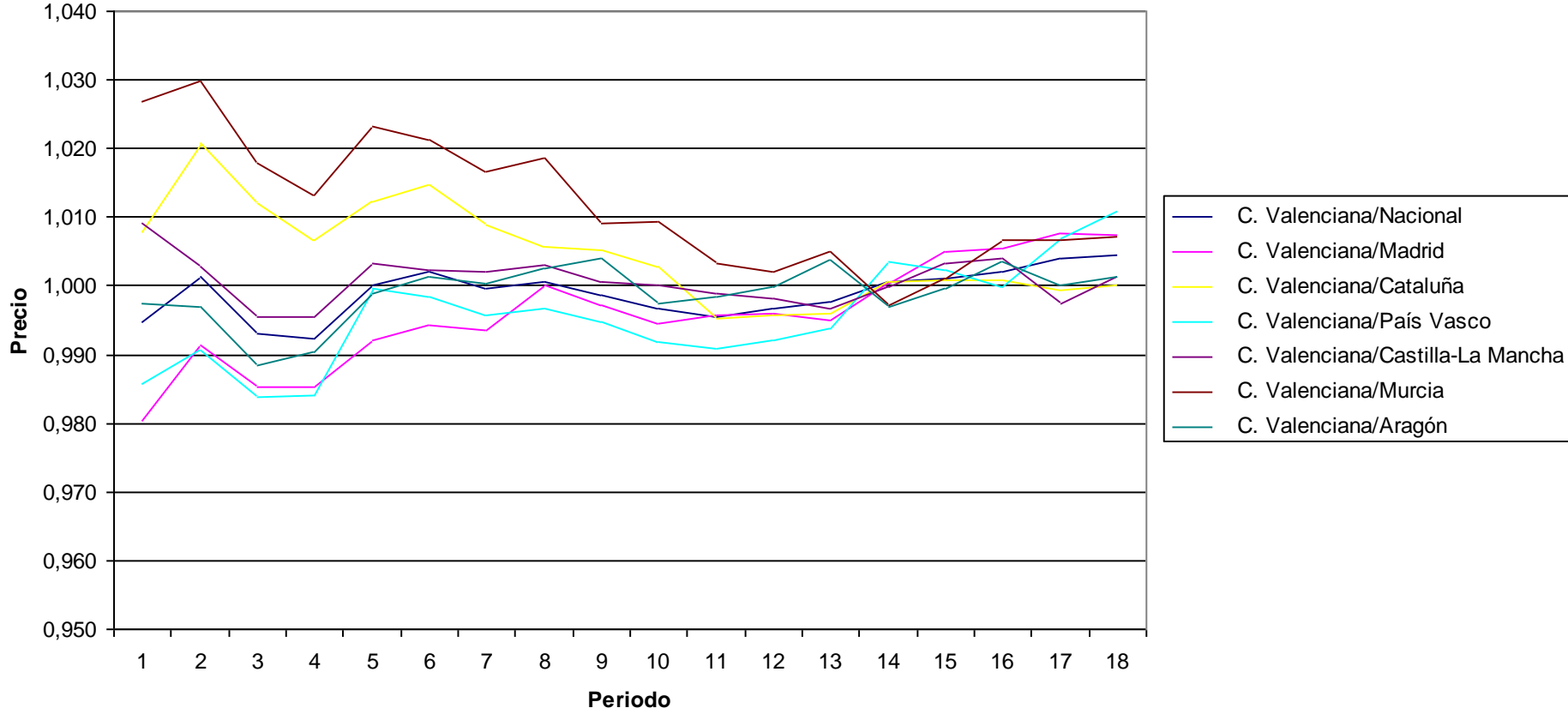
Precios: Enseñanza



PRECIOS: Restaurantes, bares, cafeterías, cantinas y comedores
Indíces por comunidades autónomas de subgrupos
 Unidades:Base 2006=100

	Indice																	
	2002M01	2002M06	2002M12	2003M01	2003M06	2003M12	2004M01	2004M06	2004M12	2005M01	2005M06	2005M12	2006M01	2006M06	2006M12	2007M01	2007M06	2007M12
Nacional	82,025	84,554	85,841	86,384	88,037	89,338	89,922	91,655	93,12	93,554	95,73	97,151	97,833	100,014	101,491	102,364	104,852	106,492
Andalucía	80,665	83,25	84,699	85,232	86,748	88,154	88,872	90,776	92,48	92,924	95,325	96,703	97,358	100,041	101,833	102,727	104,877	106,581
Aragón	81,804	84,922	86,257	86,554	88,147	89,408	89,844	91,488	92,631	93,488	95,454	96,856	97,24	100,364	101,641	102,219	105,27	106,844
Asturias (Principado de)	82,936	85,699	87,467	87,728	89,338	91,203	91,648	93,539	94,299	94,688	96,861	97,425	97,965	99,724	101,584	102,254	105,516	107,014
Balears (Illes)	81,584	84,857	86,252	86,354	88,529	89,752	89,844	92,509	94,644	94,966	96,721	97,333	97,605	100,402	101,795	102,393	105,573	106,631
Canarias	86,898	89,42	90,927	91,324	92,3	92,779	93,089	93,895	94,802	94,948	96,414	97,431	97,828	100,149	101,054	101,441	103,367	104,903
Cantabria	83,9	86,934	88,735	88,93	90,706	91,878	92,059	93,293	94,931	95,106	97,007	98,031	98,726	99,614	102,021	102,672	105,825	108,078
Castilla y León	83,102	85,808	86,819	87,166	88,65	89,694	90,144	91,984	93,032	93,558	95,628	97,058	97,887	99,965	101,327	102,237	104,254	105,803
Castilla - La Mancha	80,866	84,43	85,632	86,11	87,774	89,315	89,689	91,429	92,942	93,25	95,417	97,022	97,93	100,084	101,267	102,182	105,547	106,85
Cataluña	80,951	82,937	84,234	85,146	86,989	88,229	89,09	91,182	92,507	92,997	95,754	97,241	97,988	100,016	101,501	102,497	105,351	106,967
Comunitat Valenciana	81,593	84,663	85,255	85,721	88,051	89,518	89,884	91,711	92,996	93,251	95,306	96,837	97,601	100,066	101,595	102,579	105,277	106,979
Extremadura	83,658	86,317	87,869	88,395	90,081	90,845	91,361	93,228	94,874	95,133	97,076	98,07	98,19	99,87	101,925	102,499	105,44	107,124
Galicia	82,286	84,924	86,325	86,741	88,21	89,208	90,007	91,855	93,581	93,945	95,588	97,177	97,677	100,075	101,771	102,582	104,873	106,972
Madrid (Comunidad de)	83,231	85,393	86,522	87,002	88,757	90,037	90,474	91,7	93,249	93,772	95,71	97,219	98,094	100,04	101,103	102,01	104,475	106,194
Murcia (Región de)	79,464	82,217	83,762	84,6	86,063	87,663	88,409	90,042	92,159	92,394	94,994	96,642	97,124	100,349	101,492	101,904	104,576	106,225
Navarra (Comunidad Foral de)	82,401	84,347	87,742	88,33	89,237	90,612	91,195	91,964	94,501	94,827	96,173	98,233	98,522	99,687	101,298	102,094	102,799	105,075
País Vasco	82,782	85,455	86,664	87,102	88,084	89,661	90,272	92,014	93,477	94,015	96,194	97,618	98,206	99,71	101,352	102,584	104,544	105,831
Rioja (La)	82,119	84,192	86,639	87,412	88,743	89,876	90,693	92,33	93,861	93,973	95,288	96,629	97,55	99,713	102,304	102,621	104,128	105,451
Ceuta	80,335	82,45	85,196	85,656	87,1	89,248	90,011	91,141	91,839	92,03	92,668	98,541	98,605	100,037	100,506	100,817	102,713	103,193
Melilla	80,779	83,731	85,004	86,522	88,027	89,098	89,864	91,497	92,89	94,183	95,982	96,577	97,9	99,906	100,922	101,646	103,169	104,849
C. Valenciana/Nacional	0,995	1,001	0,993	0,992	1,000	1,002	1,000	1,001	0,999	0,997	0,996	0,997	0,998	1,001	1,001	1,002	1,004	1,005
C. Valenciana/Madrid	0,980	0,991	0,985	0,985	0,992	0,994	0,993	1,000	0,997	0,994	0,996	0,996	0,995	1,000	1,005	1,006	1,008	1,007
C. Valenciana/Cataluña	1,008	1,021	1,012	1,007	1,012	1,015	1,009	1,006	1,005	1,003	0,995	0,996	0,996	1,000	1,001	1,001	0,999	1,000
C. Valenciana/País Vasco	0,986	0,991	0,984	0,984	1,000	0,998	0,996	0,997	0,995	0,992	0,991	0,992	0,994	1,004	1,002	1,000	1,007	1,011
C. Valenciana/Castilla-La Mancha	1,009	1,003	0,996	0,995	1,003	1,002	1,002	1,003	1,001	1,000	0,999	0,998	0,997	1,000	1,003	1,004	0,997	1,001
C. Valenciana/Murcia	1,027	1,030	1,018	1,013	1,023	1,021	1,017	1,019	1,009	1,009	1,003	1,002	1,005	0,997	1,001	1,007	1,007	1,007
C. Valenciana/Aragón	0,997	0,997	0,988	0,990	0,999	1,001	1,000	1,002	1,004	0,997	0,998	1,000	1,004	0,997	1,000	1,004	1,000	1,001

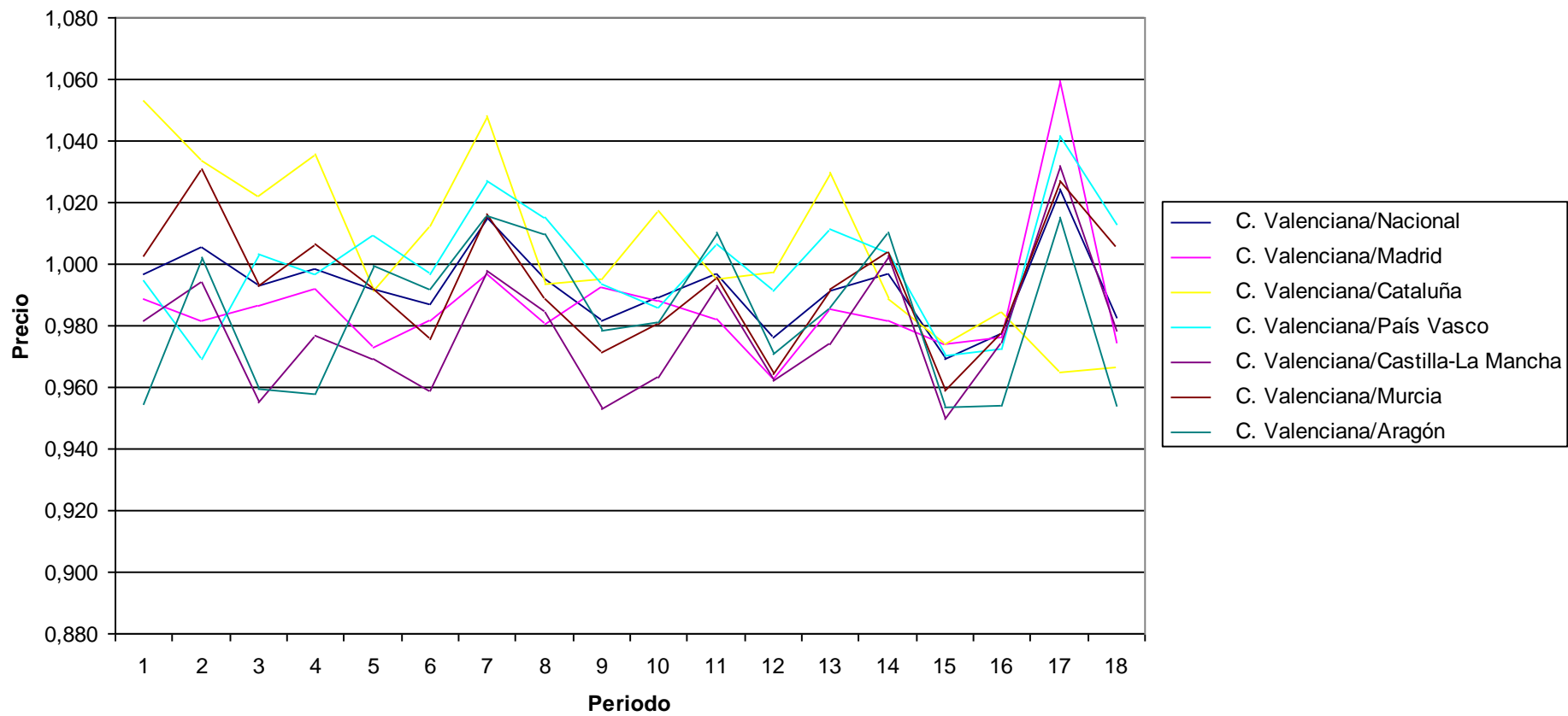
Precios: Restaurantes, bares, cafeterías, cantinas y comedores



PRECIOS: Hoteles y otros alojamientos
Indices por comunidades autónomas de subgrupos
 Unidades:Base 2006=100

	Indice																	
	2002M01	2002M06	2002M12	2003M01	2003M06	2003M12	2004M01	2004M06	2004M12	2005M01	2005M06	2005M12	2006M01	2006M06	2006M12	2007M01	2007M06	2007M12
Nacional	81,26	88,815	85,184	84,157	91,338	88,327	87,617	93,689	91,198	90,015	95,683	94,06	92,475	99,66	96,923	96,71	106,119	101,173
Andalucía	80,824	88,366	84,689	83,535	90,063	87,274	85,299	93,207	91,915	89,499	95,137	93,957	92,088	99,416	96,167	95,264	102,08	97,936
Aragón	84,829	89,093	88,168	87,734	90,65	87,908	87,564	92,345	91,469	90,749	94,423	94,565	92,997	98,306	98,539	99,067	107,08	104,214
Asturias (Principado de)	82,867	87,635	87,118	84,513	91,562	89,89	87,825	92,592	92,161	89,679	94,13	93,813	91,852	96,694	96,643	94,781	102,436	101,322
Balears (Illes)	83,743	91,019	87,488	87,684	93,611	88,056	87,566	92,038	90,108	89,963	96,036	93,454	90,718	101,251	98,297	98,491	105,806	98,375
Canarias	91,486	94,093	95,294	93,986	96,071	95,451	94,71	97,187	98,151	96,745	97,663	98,887	97,086	97,219	99,985	100,272	102,161	104,674
Cantabria	79,601	83,605	83,207	85,176	86,659	89,412	89,097	91,628	90,61	89,426	91,179	90,277	90,147	94,822	91,961	91,938	104,194	98,502
Castilla y León	82,721	89,198	85,152	84,563	91,251	88,816	87,64	93,278	91,918	90,28	95,065	94,095	94,119	99,895	97,261	97,404	108,409	101,702
Castilla - La Mancha	82,513	89,839	88,551	86,01	93,481	90,94	89,127	94,758	93,94	92,436	96,089	95,408	94,143	99,072	98,925	96,979	105,318	101,635
Cataluña	76,89	86,393	82,747	81,121	91,409	86,146	84,876	93,857	89,952	87,497	95,865	92,038	89,059	100,495	96,465	95,976	112,656	102,84
Comunitat Valenciana	80,975	89,288	84,586	84,013	90,62	87,2	88,956	93,248	89,505	89,033	95,392	91,808	91,688	99,328	93,954	94,496	108,68	99,382
Extremadura	86,564	91,942	90,346	88,935	93,927	92,099	90,61	95,566	94,28	92,235	96,251	95,847	95,171	100,064	97,559	96,37	108,505	101,467
Galicia	81,548	85,285	83,142	82,511	88,255	89,03	88,508	92,8	92,911	92,234	94,988	95,405	95,714	97,937	99,287	98,646	106,462	102,513
Madrid (Comunidad de)	81,904	90,966	85,747	84,694	93,141	88,846	89,222	95,102	90,196	90,124	97,143	95,38	93,059	101,178	96,457	96,789	102,6	102,055
Murcia (Región de)	80,753	86,628	85,18	83,488	91,371	89,397	87,516	94,339	92,125	90,786	95,805	95,206	92,462	98,937	97,96	96,629	105,817	98,873
Navarra (Comunidad Foral de)	77,685	83,653	82,01	81,155	87,531	87,568	86,093	90,686	88,72	88,285	94,043	93,393	92,917	98,293	97,565	97,61	106,339	102,964
País Vasco	81,433	92,13	84,293	84,298	89,805	87,478	86,633	91,863	90,093	90,281	94,77	92,591	90,68	98,935	96,842	97,158	104,332	98,166
Rioja (La)	81,405	86,151	86,536	86,301	92,602	91,567	91,125	95,634	94,931	93,076	95,553	96,087	96,085	98,527	98,21	98,711	106,431	101,072
Ceuta	88,762	93,21	91,372	92,163	91,738	88,458	88,94	94,361	94,702	93,471	94,834	94,892	94,623	101,162	95,663	97,569	105,06	100,892
Melilla	95,469	101,669	99,685	99,356	94,082	89,298	91,088	98,684	99,096	97,253	96,871	95,126	92,481	102,878	93,369	95,23	102,542	98,474
C. Valenciana/Nacional	0,996	1,005	0,993	0,998	0,992	0,987	1,015	0,995	0,981	0,989	0,997	0,976	0,991	0,997	0,969	0,977	1,024	0,982
C. Valenciana/Madrid	0,989	0,982	0,986	0,992	0,973	0,981	0,997	0,981	0,992	0,988	0,982	0,963	0,985	0,982	0,974	0,976	1,059	0,974
C. Valenciana/Cataluña	1,053	1,034	1,022	1,036	0,991	1,012	1,048	0,994	0,995	1,018	0,995	0,998	1,030	0,988	0,974	0,985	0,965	0,966
C. Valenciana/País Vasco	0,994	0,969	1,003	0,997	1,009	0,997	1,027	1,015	0,993	0,986	1,007	0,992	1,011	1,004	0,970	0,973	1,042	1,012
C. Valenciana/Castilla-La Mancha	0,981	0,994	0,955	0,977	0,969	0,959	0,998	0,984	0,953	0,963	0,993	0,962	0,974	1,003	0,950	0,974	1,032	0,978
C. Valenciana/Murcia	1,003	1,031	0,993	1,006	0,992	0,975	1,016	0,988	0,972	0,981	0,996	0,964	0,992	1,004	0,959	0,978	1,027	1,005
C. Valenciana/Aragón	0,955	1,002	0,959	0,958	1,000	0,992	1,016	1,010	0,979	0,981	1,010	0,971	0,986	1,010	0,953	0,954	1,015	0,954

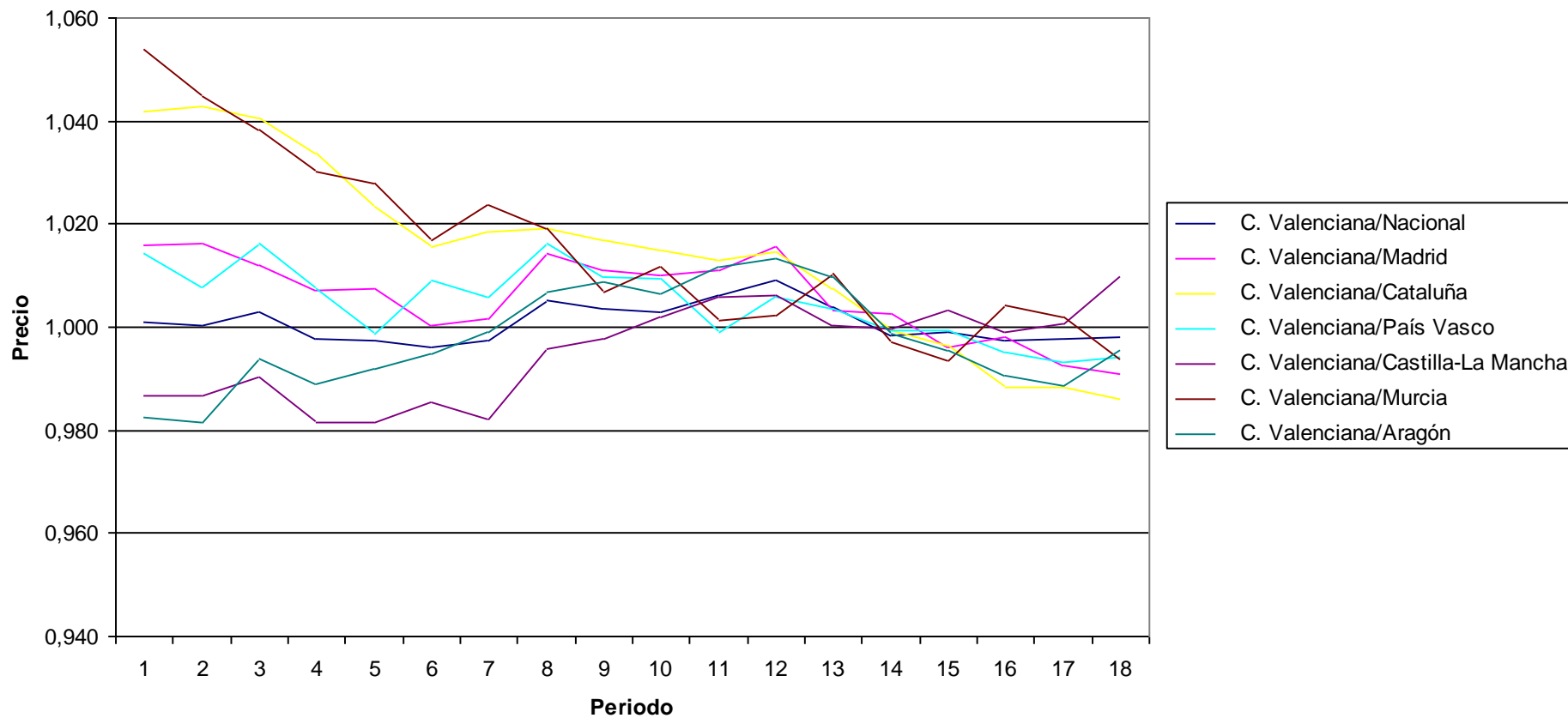
Precios: Hoteles y otros alojamientos



PRECIOS: Bienes y servicios para el cuidado personal
Indices por comunidades autónomas de subgrupos
 Unidades:Base 2006=100

	Indice																	
	2002M01	2002M06	2002M12	2003M01	2003M06	2003M12	2004M01	2004M06	2004M12	2005M01	2005M06	2005M12	2006M01	2006M06	2006M12	2007M01	2007M06	2007M12
Nacional	88,492	90,214	91,324	91,471	92,907	93,44	93,599	94,927	95,249	95,372	97,423	97,926	98,26	100,136	100,894	101,308	103,304	104,037
Andalucía	91,464	93,391	93,931	93,736	94,17	94,668	94,754	95,481	96,086	96,465	97,441	98,039	97,976	100,593	100,547	100,784	102,589	103,058
Aragón	90,143	91,934	92,153	92,289	93,42	93,574	93,436	94,776	94,765	95,033	96,906	97,496	97,705	100,107	101,263	102,009	104,232	104,285
Asturias (Principado de)	87,624	88,779	89,486	91,637	92,835	92,953	93,057	94,309	94,924	95,136	96,744	97,365	97,414	100,254	100,917	101,067	103,968	104,965
Balears (Illes)	88,848	89,772	91,424	91,681	94,022	93,881	94,102	96,251	95,926	96,612	98,342	98,863	99,292	100,093	100,862	101,257	102,161	102,374
Canarias	93,92	95,143	95,672	95,375	96,091	97,367	97,375	97,458	98,289	97,706	98,394	97,467	98,624	100,268	100,506	101,161	102,074	102,984
Cantabria	91,259	91,825	93,119	92,514	94,544	94,284	94,12	95,184	95,651	95,611	98,082	98,494	98,965	100,064	101,155	101,629	104,918	104,843
Castilla y León	90,175	91,794	93,198	93,389	94,728	94,809	95,185	95,917	95,346	95,242	97,204	98,372	98,518	100,293	100,926	101,697	103,216	103,965
Castilla - La Mancha	89,76	91,467	92,511	93,001	94,412	94,46	95,046	95,822	95,818	95,486	97,446	98,208	98,623	100,006	100,481	101,159	102,999	102,779
Cataluña	85,021	86,537	88,028	88,286	90,548	91,665	91,66	93,638	94,025	94,255	96,771	97,379	97,913	100,028	101,143	102,25	104,267	105,294
Comunitat Valenciana	88,567	90,236	91,598	91,269	92,652	93,089	93,355	95,432	95,601	95,662	98,027	98,802	98,648	99,97	100,792	101,054	103,054	103,826
Extremadura	89,945	91,328	92,391	92,2	93,333	93,387	94,147	96,002	94,818	94,936	97,803	97,795	99,019	100,497	100,402	100,198	102,209	102,959
Galicia	90,708	93,144	93,701	93,963	94,974	94,919	94,74	96,28	96,33	96,381	98,11	98,443	98,548	100,412	100,737	100,674	102,438	103,294
Madrid (Comunidad de)	87,179	88,786	90,526	90,62	91,976	93,053	93,214	94,085	94,544	94,717	96,958	97,3	98,331	99,699	101,176	101,25	103,836	104,788
Murcia (Región de)	84,035	86,373	88,234	88,601	90,139	91,543	91,204	93,63	94,963	94,548	97,91	98,575	97,639	100,256	101,452	100,627	102,844	104,492
Navarra (Comunidad Foral de)	86,347	89,437	89,096	89,683	92,305	92,907	93,402	94,888	95,108	95,66	96,503	96,909	98,002	99,862	101,144	102,104	104,892	105,307
País Vasco	87,324	89,54	90,127	90,581	92,78	92,249	92,812	93,919	94,682	94,768	98,128	98,235	98,306	100,038	100,846	101,555	103,748	104,431
Rioja (La)	86,097	87,169	87,789	88,003	89,711	90,466	91,96	93,064	93,292	93,182	96,566	97,159	97,619	100,384	101,386	101,466	103,068	104,052
Ceuta	91,518	93,447	96,648	96,645	97,272	97,43	97,334	99,146	99,132	98,834	100,561	99,73	99,878	100,009	99,866	100,496	102,29	102,563
Melilla	92,011	92,939	94,362	93,742	94,126	93,068	94,281	96,085	96,858	96,586	96,698	99,703	99,256	99,955	99,432	98,892	100,04	101,04
C. Valenciana/Nacional	1,001	1,000	1,003	0,998	0,997	0,996	0,997	1,005	1,004	1,003	1,006	1,009	1,004	0,998	0,999	0,997	0,998	0,998
C. Valenciana/Madrid	1,016	1,016	1,012	1,007	1,007	1,000	1,002	1,014	1,011	1,010	1,011	1,015	1,003	1,003	0,996	0,998	0,992	0,991
C. Valenciana/Cataluña	1,042	1,043	1,041	1,034	1,023	1,016	1,018	1,019	1,017	1,015	1,013	1,015	1,008	0,999	0,997	0,988	0,988	0,986
C. Valenciana/País Vasco	1,014	1,008	1,016	1,008	0,999	1,009	1,006	1,016	1,010	1,009	0,999	1,006	1,003	0,999	0,999	0,995	0,993	0,994
C. Valenciana/Castilla-La Mancha	0,987	0,987	0,990	0,981	0,981	0,985	0,982	0,996	0,998	1,002	1,006	1,006	1,000	1,000	1,003	0,999	1,001	1,010
C. Valenciana/Murcia	1,054	1,045	1,038	1,030	1,028	1,017	1,024	1,019	1,007	1,012	1,001	1,002	1,010	0,997	0,993	1,004	1,002	0,994
C. Valenciana/Aragón	0,983	0,982	0,994	0,989	0,992	0,995	0,999	1,007	1,009	1,007	1,012	1,013	1,010	0,999	0,995	0,991	0,989	0,996

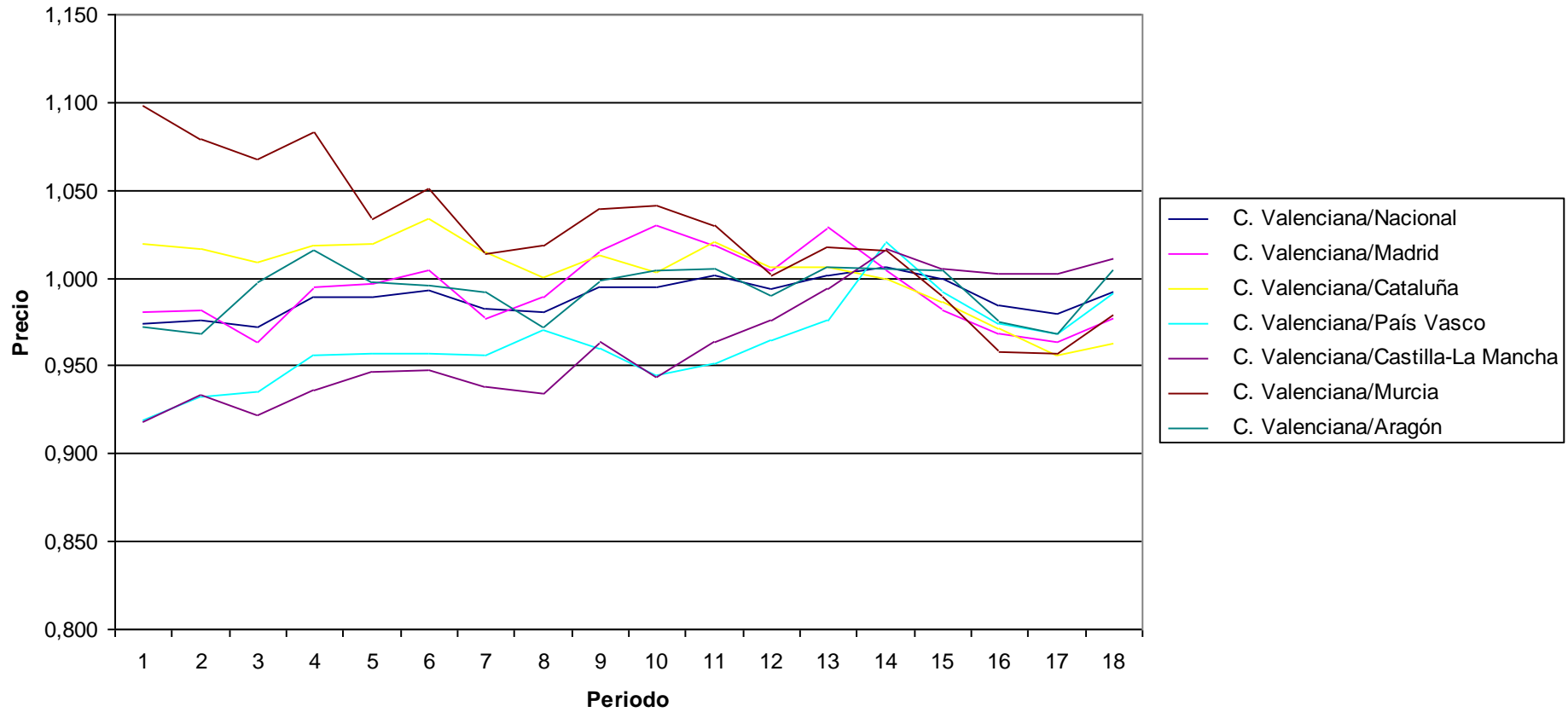
Precios: Bienes y servicios para el cuidado personal



PRECIOS: Artículos de uso personal
Indices por comunidades autónomas de subgrupos
 Unidades:Base 2006=100

	Indice																	
	2002M01	2002M06	2002M12	2003M01	2003M06	2003M12	2004M01	2004M06	2004M12	2005M01	2005M06	2005M12	2006M01	2006M06	2006M12	2007M01	2007M06	2007M12
Nacional	83,888	86,482	87,351	86,726	88,247	88,431	87,711	89,815	90,083	89,07	91,606	94,161	93,693	101,954	104,853	103,859	107,124	109,15
Andalucía	84,644	87,164	87,178	87,103	88,249	88,753	87,439	89,916	90,726	88,891	90,761	93,589	93,798	101,557	104,276	103,031	105,878	107,708
Aragón	84,019	87,197	85,147	84,446	87,466	88,19	86,87	90,63	89,68	88,192	91,27	94,531	93,297	102,106	104,411	104,944	108,36	107,723
Asturias (Principado de)	95,194	97,98	97,461	96,699	98,728	95,504	94,595	97,309	96,198	94,828	98,89	99,041	97,308	101,046	101,823	101,889	105,045	112,267
Balears (Illes)	87,162	88,264	91,219	89,889	91,698	93,48	90,484	92,078	92,513	92,597	93,245	94,776	96,431	99,96	103,32	102,657	103,299	102,325
Canarias	96,399	96,997	96,704	94,888	95,486	95,57	95,202	95,897	95,531	94,687	96,408	96,711	95,845	101,859	102,827	102,014	103,617	104,888
Cantabria	81,477	81,571	84,541	81,564	85,556	87,727	84,509	89,265	86,137	84,018	90,666	91,001	89,524	100,386	105,534	104,516	106,827	112,169
Castilla y León	86,095	88,442	89,578	88,277	90,064	90,817	89,527	91,882	91,573	89,908	92,166	94,151	93,252	102,367	104,065	103,238	106,414	109,131
Castilla - La Mancha	88,968	90,41	92,118	91,602	92,235	92,611	91,857	94,241	92,968	93,886	95,216	95,87	94,473	100,968	104,235	102,063	104,676	107,145
Cataluña	80,103	83,041	84,229	84,262	85,632	84,969	84,917	88,049	88,45	88,305	89,867	93,057	93,325	102,678	106,303	105,307	109,738	112,536
Comunitat Valenciana	81,675	84,409	84,96	85,797	87,287	87,797	86,186	88,089	89,599	88,605	91,718	93,594	93,871	102,615	104,829	102,29	104,969	108,308
Extremadura	83,321	87,133	87,594	87,657	88,322	87,735	86,264	87,999	88,813	87,536	89,404	92,23	92,273	102,46	106,18	105,9	108,951	107,032
Galicia	83,362	86,9	87,59	86,049	87,332	89,462	88,028	90,281	90,521	89,144	91,114	95,005	94,962	102,186	102,075	101,763	105,215	106,939
Madrid (Comunidad de)	83,309	86,011	88,176	86,218	87,597	87,448	88,243	89,042	88,195	86,058	90,092	93,163	91,228	102,163	106,762	105,647	108,906	110,835
Murcia (Región de)	74,374	78,219	79,562	79,199	84,454	83,559	85,02	86,468	86,247	85,093	89,049	93,411	92,212	101,013	106,011	106,763	109,676	110,5
Navarra (Comunidad Foral de)	85,105	85,395	87,052	86,79	88,023	88,388	87,422	89,337	90,403	92,937	95,33	97,711	97,712	100,574	101,067	103,138	111,435	108,91
País Vasco	88,85	90,552	90,866	89,731	91,187	91,705	90,129	90,768	93,31	93,776	96,455	97,007	96,151	100,556	105,699	104,968	108,433	109,217
Rioja (La)	77,794	79,627	79,739	80,502	80,238	78,701	80,872	81,284	82,442	83,085	86,936	92,73	92,506	101,804	104,771	104,797	109,163	106,959
Ceuta	66,034	69,216	74,571	73,259	73,763	75,824	74,555	77,848	76,508	78,91	86,045	98,732	96,73	102,203	100,922	100,502	102,755	103,932
Melilla	84,858	87,333	87,659	84,732	88,096	87,023	83,927	85,57	87,435	86,195	87,936	93,317	91,656	105,445	106,194	105,281	107,098	111,854
C. Valenciana/Nacional	0,974	0,976	0,973	0,989	0,989	0,993	0,983	0,981	0,995	0,995	1,001	0,994	1,002	1,006	1,000	0,985	0,980	0,992
C. Valenciana/Madrid	0,980	0,981	0,964	0,995	0,996	1,004	0,977	0,989	1,016	1,030	1,018	1,005	1,029	1,004	0,982	0,968	0,964	0,977
C. Valenciana/Cataluña	1,020	1,016	1,009	1,018	1,019	1,033	1,015	1,000	1,013	1,003	1,021	1,006	1,006	0,999	0,986	0,971	0,957	0,962
C. Valenciana/País Vasco	0,919	0,932	0,935	0,956	0,957	0,957	0,956	0,970	0,960	0,945	0,951	0,965	0,976	1,020	0,992	0,974	0,968	0,992
C. Valenciana/Castilla-La Mancha	0,918	0,934	0,922	0,937	0,946	0,948	0,938	0,935	0,964	0,944	0,963	0,976	0,994	1,016	1,006	1,002	1,003	1,011
C. Valenciana/Murcia	1,098	1,079	1,068	1,083	1,034	1,051	1,014	1,019	1,039	1,041	1,030	1,002	1,018	1,016	0,989	0,958	0,957	0,980
C. Valenciana/Aragón	0,972	0,968	0,998	1,016	0,998	0,996	0,992	0,972	0,999	1,005	1,005	0,990	1,006	1,005	1,004	0,975	0,969	1,005

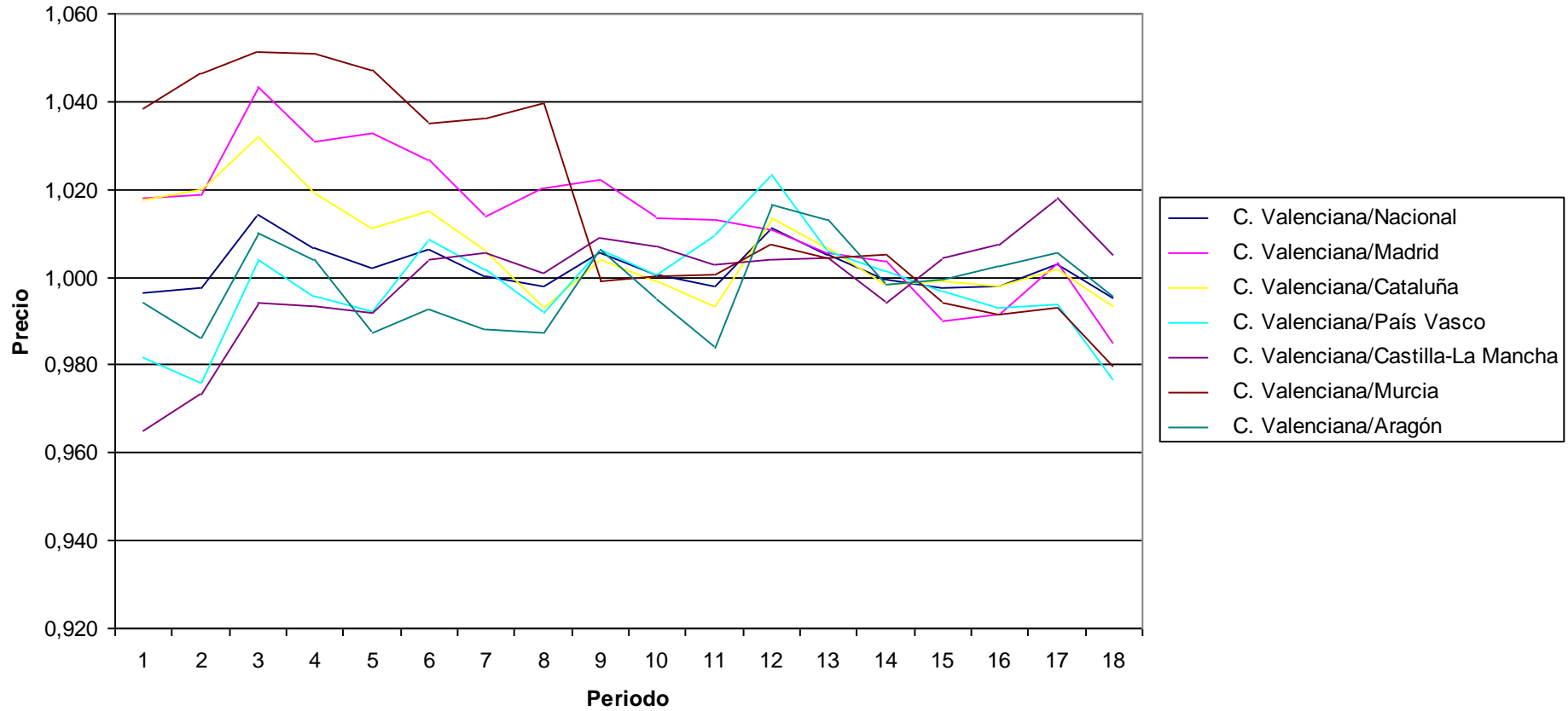
Precios: Artículos de uso personal



PRECIOS: Servicios sociales
Indices por comunidades autónomas de subgrupos
 Unidades:Base 2006=100

	Indice																	
	2002M01	2002M06	2002M12	2003M01	2003M06	2003M12	2004M01	2004M06	2004M12	2005M01	2005M06	2005M12	2006M01	2006M06	2006M12	2007M01	2007M06	2007M12
Nacional	80,513	81,298	84,086	84,785	85,421	88,576	89,276	90,118	92,718	93,437	93,902	97,486	98,219	98,972	102,805	103,509	104,314	107,414
Andalucía	80,418	80,8	83,775	84,021	84,65	88,197	88,437	89,208	92,199	92,37	92,844	97,028	97,944	98,682	103,982	104,599	105,332	107,965
Aragón	80,715	82,254	84,451	84,995	86,684	89,8	90,368	91,113	92,638	93,976	95,24	96,983	97,455	99,08	102,615	103,041	104,056	107,393
Asturias (Principado de)	84,164	85,99	87,796	88,525	88,558	91,134	91,511	91,95	94,661	96,108	96,874	97,74	99,432	99,431	101,2	102,673	103,643	105,293
Balears (Illes)	76,671	76,92	82,443	82,491	82,487	86,72	86,767	87,146	91,698	91,751	92,076	96,455	97,579	98,394	103,684	104,528	105,013	107,422
Canarias	89,031	89,189	92,788	92,822	92,861	95,322	95,513	95,667	97,121	97,121	97,17	99,307	99,532	99,68	101,206	101,242	102,076	105,081
Cantabria	85,134	87,244	87,969	88,274	92,204	93,693	93,728	94,428	95,33	95,757	96,849	97,861	98,29	99,509	101,692	101,772	103,061	99,845
Castilla y León	84,184	84,99	86,321	87,697	88,808	90,62	91,407	92,204	93,809	95,627	96,325	97,73	98,095	99,622	101,763	102,579	103,677	106,129
Castilla - La Mancha	83,133	83,314	85,798	85,904	86,288	88,784	88,827	89,856	92,408	92,856	93,41	98,182	98,28	99,508	102,099	102,537	102,765	106,383
Cataluña	78,852	79,531	82,639	83,741	84,662	87,816	88,767	90,582	92,867	93,599	94,303	97,277	98,063	99,079	102,646	103,51	104,418	107,614
Comunitat Valenciana	80,236	81,105	85,297	85,337	85,595	89,14	89,302	89,947	93,232	93,499	93,693	98,589	98,723	98,915	102,551	103,278	104,614	106,907
Extremadura	86,271	86,843	87,896	87,913	88,562	91,781	93,372	93,773	94,854	95,336	95,539	98,642	98,98	99,553	101,65	102,397	103,391	105,701
Galicia	83,709	85,704	88,704	89,072	90,109	91,361	91,948	91,908	93,063	93,703	94,537	97,128	98,574	99,619	101,189	101,613	102,61	104,125
Madrid (Comunidad de)	78,828	79,598	81,759	82,785	82,882	86,826	88,086	88,155	91,21	92,255	92,489	97,546	98,19	98,559	103,578	104,158	104,274	108,582
Murcia (Región de)	77,254	77,5	81,139	81,196	81,729	86,137	86,175	86,516	93,313	93,462	93,63	97,847	98,296	98,406	103,16	104,171	105,362	109,159
Navarra (Comunidad Foral de)	85,286	85,782	88,217	89,567	89,879	90,301	91,105	91,246	94,477	95,302	96,169	98,092	98,521	98,963	102,126	102,231	105,569	107,93
País Vasco	81,734	83,111	84,964	85,717	86,267	88,38	89,14	90,688	92,666	93,44	92,811	96,334	98,16	98,798	102,88	104,001	105,27	109,48
Rioja (La)	78,508	78,723	79,926	80,761	83,417	86,356	87,764	89,115	90,325	92,142	92,237	97,154	97,749	99,663	101,774	103,437	104,375	106,214
Ceuta	84,802	84,885	87,753	87,841	87,841	91,867	91,986	91,986	93,156	93,156	94,285	99,38	99,601	99,601	100,798	102,371	102,371	105,125
Melilla	81,031	83,106	89,769	91,913	92,33	92,635	93,286	93,835	93,507	94,306	94,638	98,099	98,099	100,576	100,576	104,162	104,162	104,415
C. Valenciana/Nacional	0,997	0,998	1,014	1,007	1,002	1,006	1,000	0,998	1,006	1,001	0,998	1,011	1,005	0,999	0,998	0,998	1,003	0,995
C. Valenciana/Madrid	1,018	1,019	1,043	1,031	1,033	1,027	1,014	1,020	1,022	1,013	1,013	1,011	1,005	1,004	0,990	0,992	1,003	0,985
C. Valenciana/Cataluña	1,018	1,020	1,032	1,019	1,011	1,015	1,006	0,993	1,004	0,999	0,994	1,013	1,007	0,998	0,999	0,998	1,002	0,993
C. Valenciana/País Vasco	0,982	0,976	1,004	0,996	0,992	1,009	1,002	0,992	1,006	1,001	1,010	1,023	1,006	1,001	0,997	0,993	0,994	0,976
C. Valenciana/Castilla-La Mancha	0,965	0,973	0,994	0,993	0,992	1,004	1,005	1,001	1,009	1,007	1,003	1,004	1,005	0,994	1,004	1,007	1,018	1,005
C. Valenciana/Murcia	1,039	1,047	1,051	1,051	1,047	1,035	1,036	1,040	0,999	1,000	1,001	1,008	1,004	1,005	0,994	0,991	0,993	0,979
C. Valenciana/Aragón	0,994	0,986	1,010	1,004	0,987	0,993	0,988	0,987	1,006	0,995	0,984	1,017	1,013	0,998	0,999	1,002	1,005	0,995

Precios: Servicios sociales



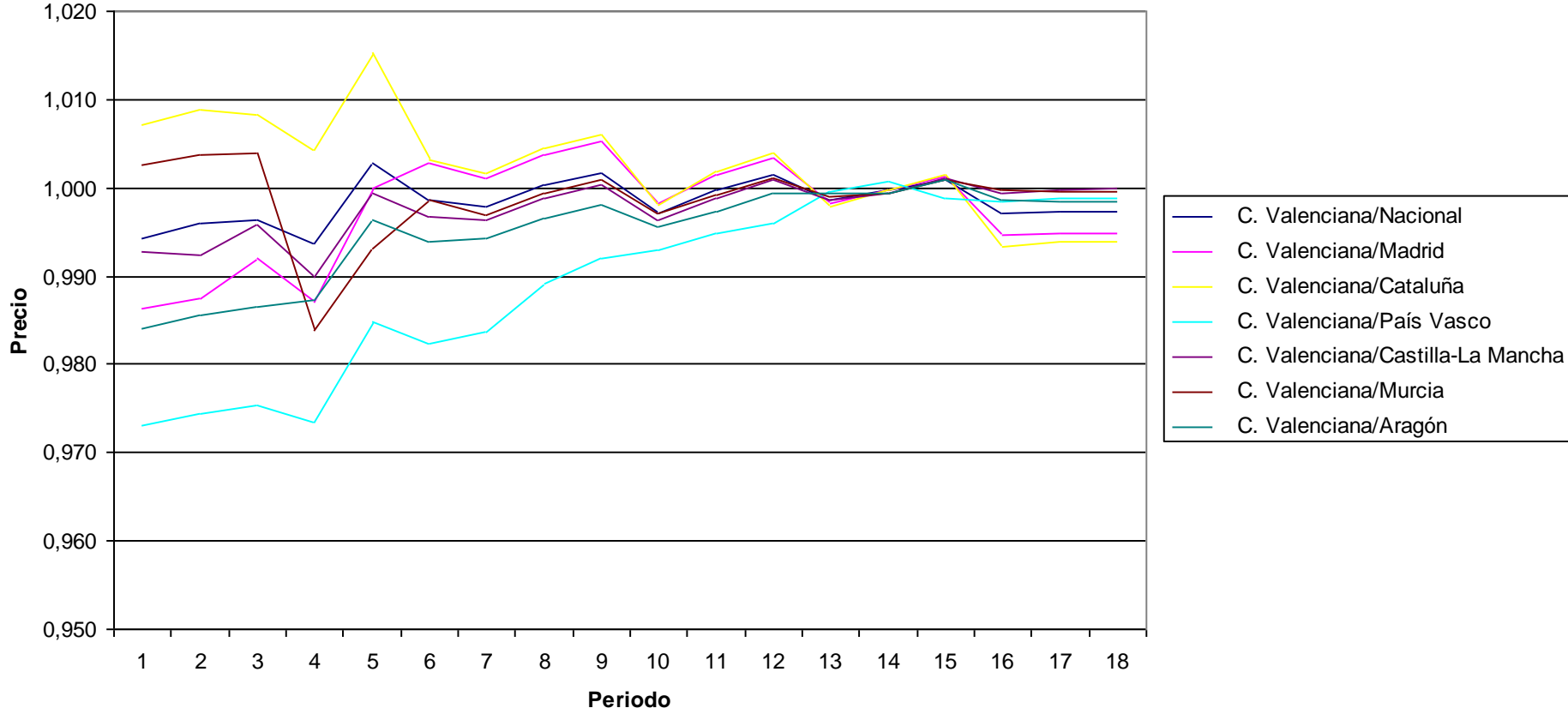
PRECIOS: Seguros

Indices por comunidades autónomas de subgrupos

Unidades:Base 2006=100

	Indice																	
	2002M01	2002M06	2002M12	2003M01	2003M06	2003M12	2004M01	2004M06	2004M12	2005M01	2005M06	2005M12	2006M01	2006M06	2006M12	2007M01	2007M06	2007M12
Nacional	86,585	86,788	87,147	89,688	90,179	90,335	93,304	93,432	93,436	96,066	96,835	96,865	99,447	100,174	100,258	102,845	103,013	102,989
Andalucía	86,304	86,388	87,056	89,349	89,947	90,083	93,171	93,298	93,298	96,015	96,751	96,756	99,47	100,188	100,231	102,779	102,943	102,919
Aragón	87,48	87,708	88,007	90,263	90,77	90,77	93,633	93,776	93,776	96,212	97,075	97,081	99,378	100,213	100,27	102,691	102,904	102,879
Asturias (Principado de)	86,822	86,943	87,894	90,118	90,567	90,435	93,464	93,605	93,605	96,107	96,945	96,951	99,398	100,209	100,262	102,473	102,674	102,648
Balears (Illes)	86,437	86,527	86,885	89,56	89,85	89,85	92,879	92,986	92,986	95,958	96,59	96,594	99,544	100,158	100,198	103,189	103,333	103,312
Canarias	85,462	85,823	85,661	88,203	89,667	89,767	92,954	93,071	93,071	95,915	96,613	96,618	99,498	100,174	100,218	102,778	102,935	102,911
Cantabria	86,105	86,177	86,46	90,754	91,097	91,097	93,838	93,999	93,999	96,346	97,165	97,172	99,405	100,228	100,259	102,606	102,728	102,7
Castilla y León	87,566	87,681	88,558	90,725	90,783	90,972	93,795	93,95	93,95	96,281	97,159	97,166	99,367	100,227	100,276	102,504	102,684	102,656
Castilla - La Mancha	86,722	87,097	87,187	90,035	90,49	90,508	93,434	93,573	93,573	96,153	96,92	96,926	99,445	100,202	100,241	102,616	102,762	102,734
Cataluña	85,48	85,678	86,102	88,738	89,083	89,923	92,937	93,045	93,045	95,976	96,63	96,635	99,529	100,162	100,205	103,228	103,375	103,355
Comunitat Valenciana	86,089	86,441	86,822	89,12	90,435	90,21	93,098	93,456	93,596	95,795	96,811	97,013	99,317	100,142	100,351	102,547	102,743	102,719
Extremadura	86,811	86,907	88,02	90,419	90,414	90,405	93,37	93,505	93,505	96,118	96,881	96,887	99,449	100,198	100,24	102,707	102,874	102,849
Galicia	87,612	87,676	87,65	89,67	90,504	91,302	94,037	94,21	94,21	96,401	97,282	97,289	99,361	100,245	100,279	102,359	102,491	102,459
Madrid (Comunidad de)	87,29	87,547	87,528	90,289	90,443	89,953	92,999	93,11	93,11	95,971	96,677	96,681	99,493	100,168	100,22	103,096	103,276	103,255
Murcia (Región de)	85,872	86,123	86,481	90,579	91,057	90,342	93,381	93,516	93,516	96,078	96,898	96,904	99,41	100,202	100,256	102,579	102,78	102,754
Navarra (Comunidad Foral de)	86,603	86,912	87,305	89,448	90,74	90,873	93,722	93,867	93,867	96,23	97,146	97,152	99,342	100,219	100,286	102,447	102,681	102,653
País Vasco	88,462	88,705	89,023	91,543	91,834	91,834	94,647	94,481	94,344	96,483	97,309	97,407	99,36	100,064	100,469	102,704	102,858	102,836
Rioja (La)	86,59	86,704	86,978	88,963	89,892	91,057	93,846	94,002	94,002	96,307	97,196	97,203	99,358	100,229	100,279	102,43	102,613	102,583
Ceuta	87,659	87,743	88,001	90,186	90,562	90,562	93,512	93,658	93,658	96,169	96,956	96,962	99,431	100,211	100,248	102,537	102,681	102,653
Melilla	88,081	88,198	88,598	90,71	91,187	91,187	93,883	94,037	94,037	96,351	97,233	97,24	99,363	100,226	100,277	102,551	102,736	102,707
C. Valenciana/Nacional	0,994	0,996	0,996	0,994	1,003	0,999	0,998	1,000	1,002	0,997	1,000	1,002	0,999	1,000	1,001	0,997	0,997	0,997
C. Valenciana/Madrid	0,986	0,987	0,992	0,987	1,000	1,003	1,001	1,004	1,005	0,998	1,001	1,003	0,998	1,000	1,001	0,995	0,995	0,995
C. Valenciana/Cataluña	1,007	1,009	1,008	1,004	1,015	1,003	1,002	1,004	1,006	0,998	1,002	1,004	0,998	1,000	1,001	0,993	0,994	0,994
C. Valenciana/País Vasco	0,973	0,974	0,975	0,974	0,985	0,982	0,984	0,989	0,992	0,993	0,995	0,996	1,000	1,001	0,999	0,998	0,999	0,999
C. Valenciana/Castilla-La Mancha	0,993	0,992	0,996	0,990	0,999	0,997	0,996	0,999	1,000	0,996	0,999	1,001	0,999	0,999	1,001	0,999	1,000	1,000
C. Valenciana/Murcia	1,003	1,004	1,004	0,984	0,993	0,999	0,997	0,999	1,001	0,997	0,999	1,001	0,999	0,999	1,001	1,000	1,000	1,000
C. Valenciana/Aragón	0,984	0,986	0,987	0,987	0,996	0,994	0,994	0,997	0,998	0,996	0,997	0,999	0,999	0,999	1,001	0,999	0,998	0,998

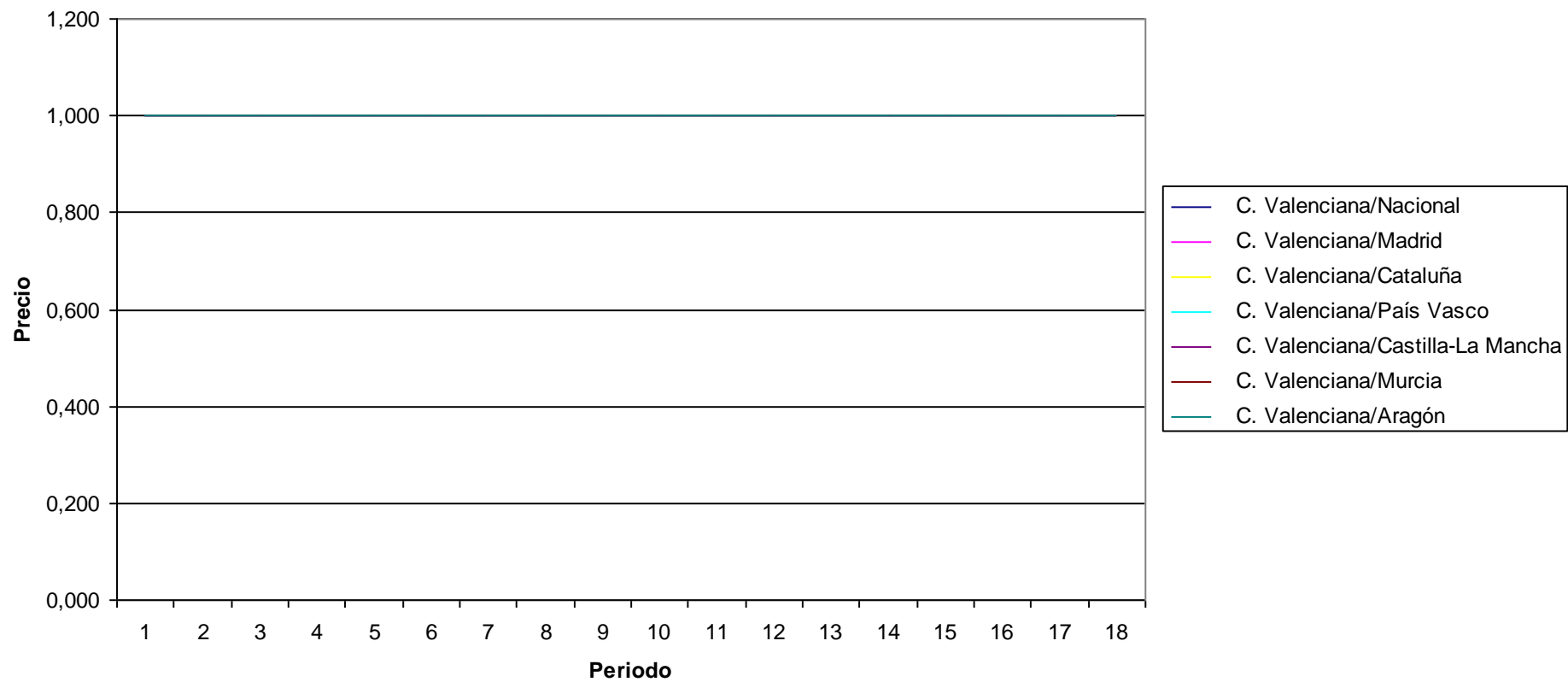
Precios: Seguros



PRECIOS: Servicios financieros
Indices por comunidades autónomas de subgrupos
 Unidades:Base 2006=100

	Indice																	
	2002M01	2002M06	2002M12	2003M01	2003M06	2003M12	2004M01	2004M06	2004M12	2005M01	2005M06	2005M12	2006M01	2006M06	2006M12	2007M01	2007M06	2007M12
Nacional	76,421	71,896	67,853	69,138	79,074	83,91	87,386	91,731	94,073	95,66	95,886	99,249	99,324	99,324	107,431	107,431	107,431	112,187
Andalucía	76,421	71,896	67,853	69,138	79,074	83,91	87,386	91,731	94,073	95,66	95,886	99,249	99,324	99,324	107,431	107,431	107,431	112,187
Aragón	76,421	71,896	67,853	69,138	79,074	83,91	87,386	91,731	94,073	95,66	95,886	99,249	99,324	99,324	107,431	107,431	107,431	112,187
Asturias (Principado de)	76,421	71,896	67,853	69,138	79,074	83,91	87,386	91,731	94,073	95,66	95,886	99,249	99,324	99,324	107,431	107,431	107,431	112,187
Balears (Illes)	76,421	71,896	67,853	69,138	79,074	83,91	87,386	91,731	94,073	95,66	95,886	99,249	99,324	99,324	107,431	107,431	107,431	112,187
Canarias	76,421	71,896	67,853	69,138	79,074	83,91	87,386	91,731	94,073	95,66	95,886	99,249	99,324	99,324	107,431	107,431	107,431	112,187
Cantabria	76,421	71,896	67,853	69,138	79,074	83,91	87,386	91,731	94,073	95,66	95,886	99,249	99,324	99,324	107,431	107,431	107,431	112,187
Castilla y León	76,421	71,896	67,853	69,138	79,074	83,91	87,386	91,731	94,073	95,66	95,886	99,249	99,324	99,324	107,431	107,431	107,431	112,187
Castilla - La Mancha	76,421	71,896	67,853	69,138	79,074	83,91	87,386	91,731	94,073	95,66	95,886	99,249	99,324	99,324	107,431	107,431	107,431	112,187
Cataluña	76,421	71,896	67,853	69,138	79,074	83,91	87,386	91,731	94,073	95,66	95,886	99,249	99,324	99,324	107,431	107,431	107,431	112,187
Comunitat Valenciana	76,421	71,896	67,853	69,138	79,074	83,91	87,386	91,731	94,073	95,66	95,886	99,249	99,324	99,324	107,431	107,431	107,431	112,187
Extremadura	76,421	71,896	67,853	69,138	79,074	83,91	87,386	91,731	94,073	95,66	95,886	99,249	99,324	99,324	107,431	107,431	107,431	112,187
Galicia	76,421	71,896	67,853	69,138	79,074	83,91	87,386	91,731	94,073	95,66	95,886	99,249	99,324	99,324	107,431	107,431	107,431	112,187
Madrid (Comunidad de)	76,421	71,896	67,853	69,138	79,074	83,91	87,386	91,731	94,073	95,66	95,886	99,249	99,324	99,324	107,431	107,431	107,431	112,187
Murcia (Región de)	76,421	71,896	67,853	69,138	79,074	83,91	87,386	91,731	94,073	95,66	95,886	99,249	99,324	99,324	107,431	107,431	107,431	112,187
Navarra (Comunidad Foral de)	76,421	71,896	67,853	69,138	79,074	83,91	87,386	91,731	94,073	95,66	95,886	99,249	99,324	99,324	107,431	107,431	107,431	112,187
País Vasco	76,421	71,896	67,853	69,138	79,074	83,91	87,386	91,731	94,073	95,66	95,886	99,249	99,324	99,324	107,431	107,431	107,431	112,187
Rioja (La)	76,421	71,896	67,853	69,138	79,074	83,91	87,386	91,731	94,073	95,66	95,886	99,249	99,324	99,324	107,431	107,431	107,431	112,187
Ceuta	76,421	71,896	67,853	69,138	79,074	83,91	87,386	91,731	94,073	95,66	95,886	99,249	99,324	99,324	107,431	107,431	107,431	112,187
Melilla	76,421	71,896	67,853	69,138	79,074	83,91	87,386	91,731	94,073	95,66	95,886	99,249	99,324	99,324	107,431	107,431	107,431	112,187
C. Valenciana/Nacional	1,000	1,000	1,000	1,000	1,000	1,000	1,000	1,000	1,000	1,000	1,000	1,000	1,000	1,000	1,000	1,000	1,000	1,000
C. Valenciana/Madrid	1,000	1,000	1,000	1,000	1,000	1,000	1,000	1,000	1,000	1,000	1,000	1,000	1,000	1,000	1,000	1,000	1,000	1,000
C. Valenciana/Cataluña	1,000	1,000	1,000	1,000	1,000	1,000	1,000	1,000	1,000	1,000	1,000	1,000	1,000	1,000	1,000	1,000	1,000	1,000
C. Valenciana/País Vasco	1,000	1,000	1,000	1,000	1,000	1,000	1,000	1,000	1,000	1,000	1,000	1,000	1,000	1,000	1,000	1,000	1,000	1,000
C. Valenciana/Castilla-La Mancha	1,000	1,000	1,000	1,000	1,000	1,000	1,000	1,000	1,000	1,000	1,000	1,000	1,000	1,000	1,000	1,000	1,000	1,000
C. Valenciana/Murcia	1,000	1,000	1,000	1,000	1,000	1,000	1,000	1,000	1,000	1,000	1,000	1,000	1,000	1,000	1,000	1,000	1,000	1,000
C. Valenciana/Aragón	1,000	1,000	1,000	1,000	1,000	1,000	1,000	1,000	1,000	1,000	1,000	1,000	1,000	1,000	1,000	1,000	1,000	1,000

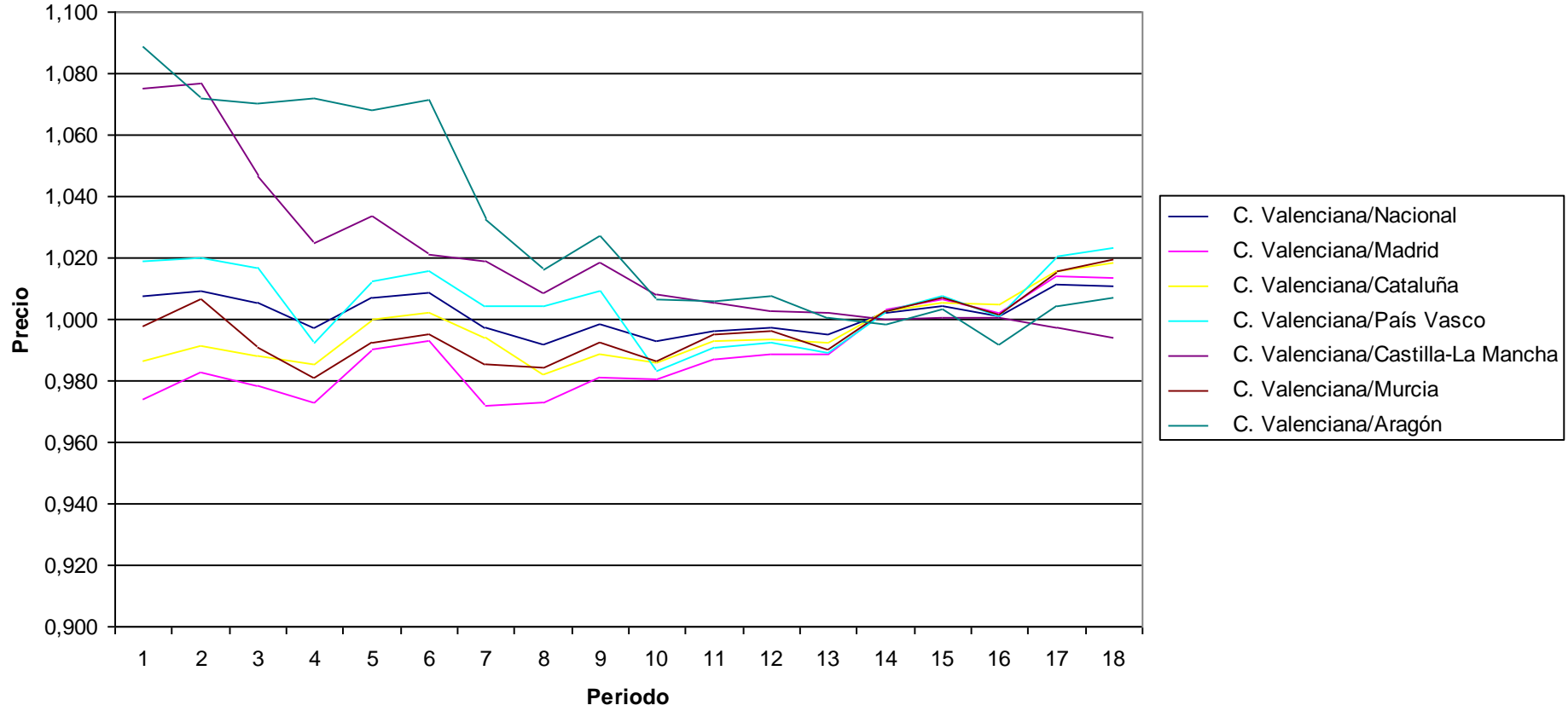
Precios: Servicios financieros



PRECIOS: Otros servicios
Indices por comunidades autónomas de subgrupos
 Unidades:Base 2006=100

	Indice																	
	2002M01	2002M06	2002M12	2003M01	2003M06	2003M12	2004M01	2004M06	2004M12	2005M01	2005M06	2005M12	2006M01	2006M06	2006M12	2007M01	2007M06	2007M12
Nacional	90,799	91,55	91,813	92,874	93,718	93,915	95,192	95,718	96,113	97,175	97,946	98,086	99,37	100,053	100,327	101,436	102,123	102,549
Andalucía	89,892	90,836	91,069	91,988	93,521	93,726	95,162	95,653	95,846	97,023	97,589	97,71	99,084	100,176	100,57	101,888	102,657	103,763
Aragón	84,032	86,186	86,275	86,428	88,396	88,406	91,954	93,433	93,464	95,884	97,039	97,068	98,867	100,393	100,414	102,366	102,804	102,924
Asturias (Principado de)	92,299	92,309	92,408	94,62	94,938	95,073	96,36	96,36	96,395	97,657	98,497	98,528	99,986	99,986	100,026	100,83	101,83	102,138
Balears (Illes)	88,353	90,89	90,914	92,212	92,326	92,526	93,633	94,54	94,845	95,977	96,676	97,312	99,086	100,052	100,145	101,074	101,074	101,203
Canarias	91,718	93,073	94,169	94,169	94,514	94,885	94,984	94,83	95,967	95,967	97,881	97,956	98,803	99,945	100,425	100,651	101,535	101,917
Cantabria	88,934	89,808	90,012	91,715	91,715	91,903	90,902	90,54	91,767	91,767	97,277	97,29	97,29	100,225	100,344	101,428	101,675	101,773
Castilla y León	90,635	90,962	91,018	91,836	92,535	92,512	94,022	95,133	95,205	96,237	97,096	97,223	98,388	99,909	100,809	101,783	102,008	102,746
Castilla - La Mancha	85,105	85,794	88,205	90,395	91,36	92,742	93,183	94,101	94,271	95,689	97,076	97,533	98,696	100,238	100,661	101,501	103,548	104,272
Cataluña	92,753	93,2	93,426	93,992	94,413	94,539	95,471	96,683	97,092	97,856	98,301	98,464	99,646	99,97	100,175	101,082	101,693	101,794
Comunitat Valenciana	91,503	92,382	92,323	92,62	94,4	94,719	94,925	94,935	95,983	96,485	97,59	97,821	98,895	100,245	100,741	101,549	103,266	103,642
Extremadura	86,925	86,998	88,195	90,498	91,786	92,335	94,085	96,81	96,85	98,104	98,104	98,45	99,174	100,168	100,126	102,714	102,867	103,686
Galicia	88,031	89,728	88,937	91,378	93,503	93,759	94,798	94,925	95,484	96,527	97,683	97,681	99,562	100,022	100,193	101,459	101,602	101,814
Madrid (Comunidad de)	93,941	93,998	94,374	95,168	95,304	95,399	97,695	97,549	97,845	98,389	98,855	98,923	100,004	99,895	100,115	101,344	101,817	102,256
Murcia (Región de)	91,723	91,79	93,161	94,393	95,137	95,159	96,314	96,464	96,717	97,83	98,074	98,193	99,861	99,986	100,059	101,405	101,647	101,678
Navarra (Comunidad Foral de)	93,364	94,613	94,613	95,898	95,219	95,219	95,219	96,358	96,358	97,478	98,128	98,128	100	100	100	100,853	102,912	103,156
País Vasco	89,794	90,558	90,79	93,306	93,216	93,235	94,516	94,516	95,129	98,132	98,489	98,574	99,998	99,998	100,003	101,427	101,211	101,274
Rioja (La)	84,616	85,102	85,838	86,521	87,338	90,06	90,95	93,484	93,558	94,209	96,068	96,114	97,296	100,255	100,953	102,194	102,606	102,623
Ceuta	87,051	87,051	86,929	87,7	89,157	89,257	89,257	92,788	92,871	95,301	95,301	97,694	97,694	100,339	100,339	101,134	101,86	101,86
Melilla	92,609	97,819	97,819	97,819	103,701	103,701	103,701	95,683	95,694	95,694	99,857	99,882	99,882	100,011	100,011	102,079	102,079	102,079
C. Valenciana/Nacional	1,008	1,009	1,006	0,997	1,007	1,009	0,997	0,992	0,999	0,993	0,996	0,997	0,995	1,002	1,004	1,001	1,011	1,011
C. Valenciana/Madrid	0,974	0,983	0,978	0,973	0,991	0,993	0,972	0,973	0,981	0,981	0,987	0,989	0,989	1,004	1,006	1,002	1,014	1,014
C. Valenciana/Cataluña	0,987	0,991	0,988	0,985	1,000	1,002	0,994	0,982	0,989	0,986	0,993	0,993	0,992	1,003	1,006	1,005	1,015	1,018
C. Valenciana/País Vasco	1,019	1,020	1,017	0,993	1,013	1,016	1,004	1,004	1,009	0,983	0,991	0,992	0,989	1,002	1,007	1,001	1,020	1,023
C. Valenciana/Castilla-La Mancha	1,075	1,077	1,047	1,025	1,033	1,021	1,019	1,009	1,018	1,008	1,005	1,003	1,002	1,000	1,001	1,000	0,997	0,994
C. Valenciana/Murcia	0,998	1,006	0,991	0,981	0,992	0,995	0,986	0,984	0,992	0,986	0,995	0,996	0,990	1,003	1,007	1,001	1,016	1,019
C. Valenciana/Aragón	1,089	1,072	1,070	1,072	1,068	1,071	1,032	1,016	1,027	1,006	1,006	1,008	1,000	0,999	1,003	0,992	1,004	1,007

Precios: Otros servicios



8.4.3. Índices de precios industriales.

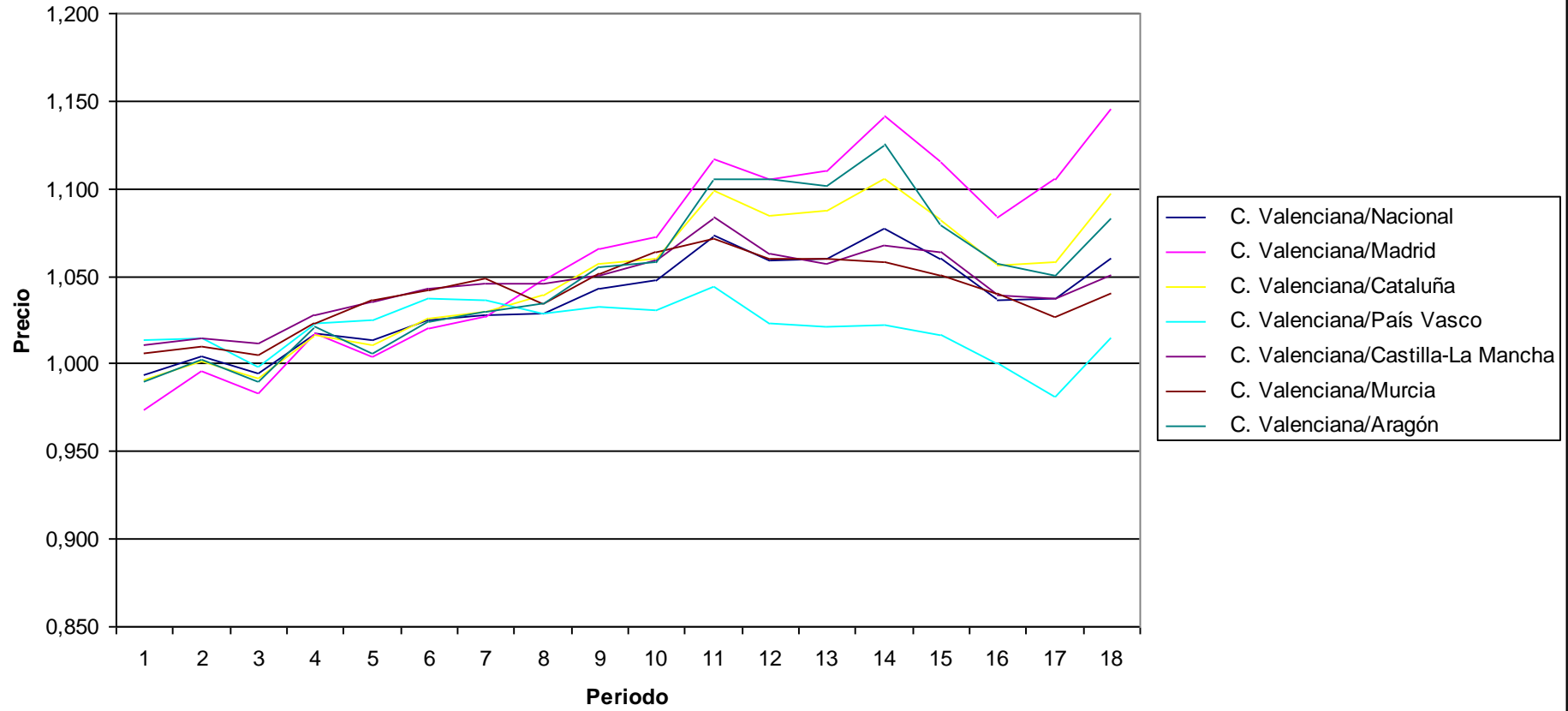
PRECIOS: Índice general

Índices por comunidades autónomas de precios industriales

Unidades: Base 2006=100

	Índice																	
	2002M01	2002M06	2002M12	2003M01	2003M06	2003M12	2004M01	2004M06	2004M12	2005M01	2005M06	2005M12	2006M01	2006M06	2006M12	2007M01	2007M06	2007M12
Nacional	101,3	102,4	102,7	103,8	103,3	103,8	104,5	107,4	109	109,5	112,1	114,7	116,4	119,2	118,8	119,5	122,3	125,8
Andalucía	100,2	101,2	101,5	102,8	101,6	103,2	103,9	110,6	112,1	112,2	117,1	123,3	126	129,7	125,7	126	131	136,3
Aragón	101,7	102,6	103,2	103,4	104,1	103,9	104,3	106,8	107,7	108,4	108,8	109,9	112	114,1	116,7	117,2	120,8	123,2
Asturias (Principado de)	99,9	100,6	99,8	100,6	101,1	100,7	101,1	105,5	110,5	111,8	115,6	114,2	118,2	122,1	125,4	127,9	128,8	127,9
Baleares (Illes)	103,9	105,3	105,5	106,1	107	107,7	108,6	109	109,5	110,4	112,3	112,8	115,1	117,3	118,2	120,5	122,8	124,7
Canarias	97,4	100,6	101,2	104,6	100,7	101,4	102,3	106,3	109,2	109,2	115,8	119,3	122,1	126	122,4	124,2	127,8	136,7
Cantabria	101,8	103,1	101,7	104,3	108	106	106,3	111,8	117,5	118,7	119,6	118,2	119,3	122,3	125,9	129,2	129,7	133,1
Castilla y León	103,4	103,6	103,8	104,5	104,8	104,9	105,8	107,5	107,9	108,4	108,9	109,8	111,9	113,8	115,3	116,7	118,2	122,9
Castilla - La Mancha	99,6	101,3	101	102,7	101,1	102	102,7	105,7	108,2	108,3	111	114,3	116,7	120,3	118,4	119,2	122,3	127,1
Cataluña	101,6	102,7	103	103,9	103,6	103,7	104,3	106,3	107,6	108,2	109,5	112	113,5	116,2	116,4	117,3	119,9	121,6
Comunitat Valenciana	100,7	102,8	102,2	105,6	104,7	106,4	107,4	110,5	113,7	114,7	120,3	121,5	123,4	128,4	125,9	123,9	126,9	133,5
Extremadura	101,3	101,1	100,9	101,9	102,3	103,5	104,9	106,4	106,2	107,5	107,8	109,8	112,7	114,8	116,3	118,3	121,8	124,6
Galicia	101,3	102,1	102,2	103	102,6	103,4	104	106,3	107	107,7	110	111,8	113,5	115,4	116,1	117	118,9	123,3
Madrid (Comunidad de)	103,4	103,2	103,9	103,8	104,3	104,3	104,6	105,5	106,7	107	107,7	109,9	111,2	112,5	112,9	114,3	114,8	116,5
Murcia (Región de)	100,1	101,8	101,7	103,2	101	102,1	102,4	106,8	108,1	107,8	112,3	114,6	116,4	121,3	119,8	119,1	123,6	128,3
Navarra (Comunidad Foral de)	102,2	102,2	102,4	103,4	103,8	103,6	103,3	104,5	106,4	106,3	109,2	109	109,5	111,1	112,4	114,4	116	117,5
País Vasco	99,3	101,3	102,4	103,2	102,1	102,6	103,6	107,4	110,1	111,3	115,2	118,8	120,8	125,6	123,9	123,8	129,3	131,5
Rioja (La)	104,8	106,1	106	106,4	108	107,9	108	109,9	110	111	113,3	114,5	114,8	115,5	116,1	118,3	120	121,7
Ceuta
Melilla
C. Valenciana/Nacional	0,994	1,004	0,995	1,017	1,014	1,025	1,028	1,029	1,043	1,047	1,073	1,059	1,060	1,077	1,060	1,037	1,038	1,061
C. Valenciana/Madrid	0,974	0,996	0,984	1,017	1,004	1,020	1,027	1,047	1,066	1,072	1,117	1,106	1,110	1,141	1,115	1,084	1,105	1,146
C. Valenciana/Cataluña	0,991	1,001	0,992	1,016	1,011	1,026	1,030	1,040	1,057	1,060	1,099	1,085	1,087	1,105	1,082	1,056	1,058	1,098
C. Valenciana/País Vasco	1,014	1,015	0,998	1,023	1,025	1,037	1,037	1,029	1,033	1,031	1,044	1,023	1,022	1,022	1,016	1,001	0,981	1,015
C. Valenciana/Castilla-La Mancha	1,011	1,015	1,012	1,028	1,036	1,043	1,046	1,045	1,051	1,059	1,084	1,063	1,057	1,067	1,063	1,039	1,038	1,050
C. Valenciana/Murcia	1,006	1,010	1,005	1,023	1,037	1,042	1,049	1,035	1,052	1,064	1,071	1,060	1,060	1,059	1,051	1,040	1,027	1,041
C. Valenciana/Aragón	0,990	1,002	0,990	1,021	1,006	1,024	1,030	1,035	1,056	1,058	1,106	1,106	1,102	1,125	1,079	1,057	1,050	1,084

Precios: Índice general

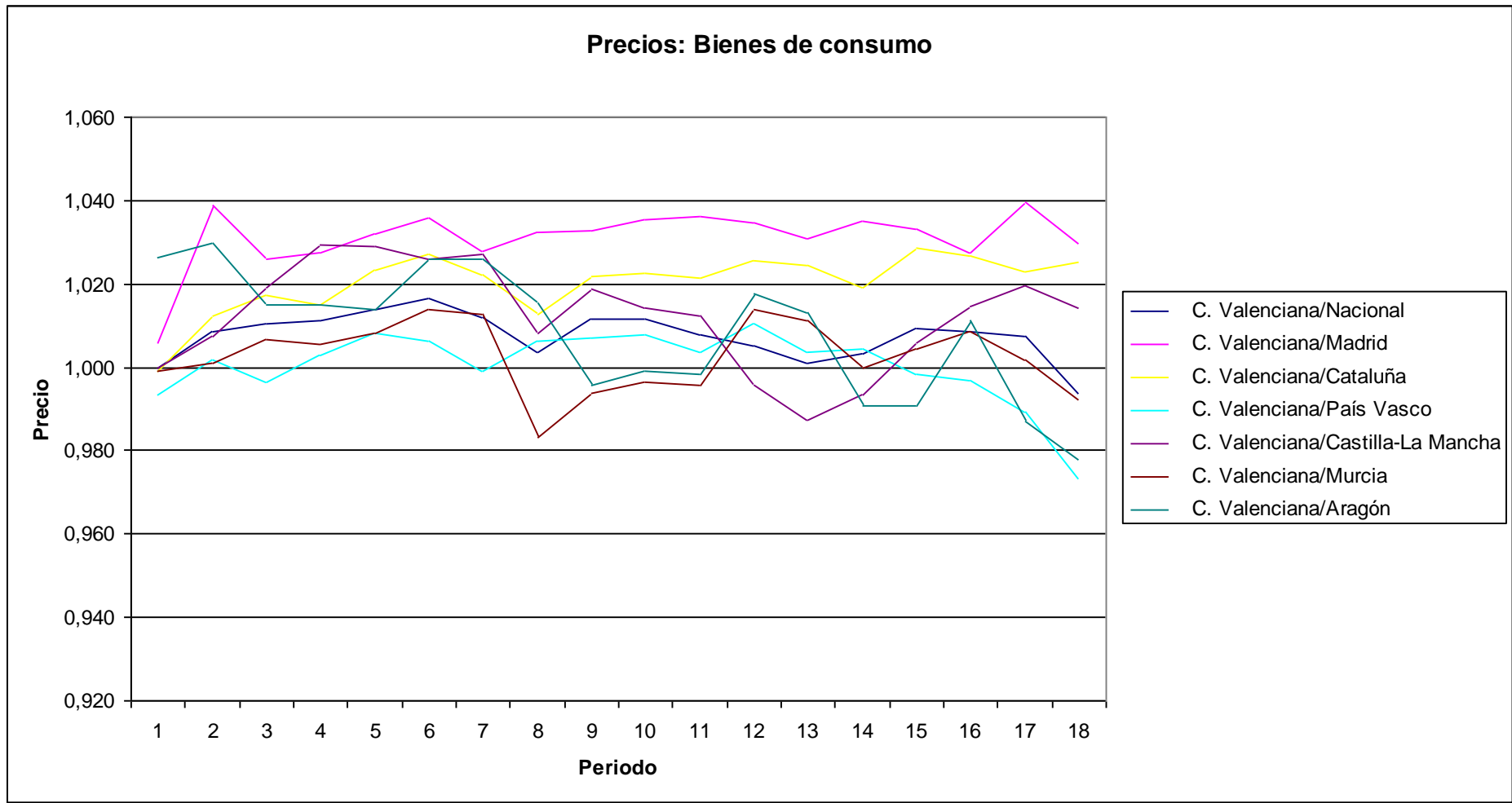


PRECIOS: Bienes de consumo

Indices por comunidades autónomas de precios industriales

Unidades:Base 2006=100

	Indice																	
	2002M01	2002M06	2002M12	2003M01	2003M06	2003M12	2004M01	2004M06	2004M12	2005M01	2005M06	2005M12	2006M01	2006M06	2006M12	2007M01	2007M06	2007M12
Nacional	104,9	105,9	106,2	106,9	108	108,7	109,1	111,5	111,7	112,6	113,9	115,3	116,5	117,9	117,6	118,1	120	123,3
Andalucía	105,5	105,8	106,6	107,3	109,8	111,2	111	117,3	116,3	118,5	122,2	130,1	133,8	131,6	127,5	127,2	130	135
Aragón	102,2	103,7	105,7	106,5	108	107,7	107,6	110,2	113,5	114	115	113,9	115,1	119,4	119,8	117,8	122,5	125,3
Asturias (Principado de)	107	107,4	106,9	108,8	110,2	109,9	110,2	112,3	112,8	113,6	115	114,6	114,8	115,6	115,3	116,6	117,9	124,5
Balears (Illes)	105,9	109,8	110,5	110,9	112,2	112,7	113,8	114,3	115,2	115,1	117,4	117,8	118,7	121	121,7	122,7	125,8	127,6
Canarias	106,7	110	110,2	113,6	114,4	114,6	115,1	115,9	115,9	116,7	118	118,2	120,5	124,3	127,2	130	127,7	131
Cantabria	101,5	104,9	104,2	104,5	107,9	109	109,1	108,9	110,1	110,4	112,8	114,6	115,4	116,6	118,2	123,8	126,1	128,5
Castilla y León	106,6	106,3	106,5	106,8	107,8	108,3	108,6	110	110,4	110,9	111	111,1	112	113,2	114,3	114,4	115,9	121,2
Castilla - La Mancha	104,9	106	105,3	105	106,4	107,7	107,5	111	110,9	112,3	113,4	116,4	118,1	119,1	118	117,4	118,6	120,8
Cataluña	105	105,5	105,5	106,5	107	107,6	108	110,5	110,6	111,4	112,4	113	113,8	116,1	115,4	116	118,2	119,5
Comunitat Valenciana	104,9	106,8	107,3	108,1	109,5	110,5	110,4	111,9	113	113,9	114,8	115,9	116,6	118,3	118,7	119,1	120,9	122,5
Extremadura	102,8	104,2	104,1	105,2	106,8	109	110,7	111	110,8	112,6	113,9	117	117,5	119,8	118,7	117,3	126,2	126,9
Galicia	105,2	105,2	105,1	106,7	107,3	108,5	109,2	110,4	110,4	110,9	112,2	112,2	113	113,5	115,1	116	116,9	125,9
Madrid (Comunidad de)	104,3	102,8	104,6	105,2	106,1	106,7	107,4	108,4	109,4	110	110,8	112	113,1	114,3	114,9	115,9	116,3	119
Murcia (Región de)	105	106,7	106,6	107,5	108,6	109	109	113,8	113,7	114,3	115,3	114,3	115,3	118,3	118,2	118,1	120,7	123,5
Navarra (Comunidad Foral de)	104,3	105,5	104,9	105,3	105,8	106,3	106,1	108,4	108	109,2	110,1	109,6	110,5	112,5	112,3	113,6	116,4	117,8
País Vasco	105,6	106,6	107,7	107,8	108,6	109,8	110,5	111,2	112,2	113	114,4	114,7	116,2	117,8	118,9	119,5	122,2	125,9
Rioja (La)	106,1	107,8	107,8	108,4	110,8	110,9	110,7	113,3	112,8	113,4	116,1	116,7	116,1	116,1	116,5	119,2	121,3	122,5
Ceuta
Melilla
C. Valenciana/Nacional	1,000	1,008	1,010	1,011	1,014	1,017	1,012	1,004	1,012	1,012	1,008	1,005	1,001	1,003	1,009	1,008	1,008	0,994
C. Valenciana/Madrid	1,006	1,039	1,026	1,028	1,032	1,036	1,028	1,032	1,033	1,035	1,036	1,035	1,031	1,035	1,033	1,028	1,040	1,029
C. Valenciana/Cataluña	0,999	1,012	1,017	1,015	1,023	1,027	1,022	1,013	1,022	1,022	1,021	1,026	1,025	1,019	1,029	1,027	1,023	1,025
C. Valenciana/País Vasco	0,993	1,002	0,996	1,003	1,008	1,006	0,999	1,006	1,007	1,008	1,003	1,010	1,003	1,004	0,998	0,997	0,989	0,973
C. Valenciana/Castilla-La Mancha	1,000	1,008	1,019	1,030	1,029	1,026	1,027	1,008	1,019	1,014	1,012	0,996	0,987	0,993	1,006	1,014	1,019	1,014
C. Valenciana/Murcia	0,999	1,001	1,007	1,006	1,008	1,014	1,013	0,983	0,994	0,997	0,996	1,014	1,011	1,000	1,004	1,008	1,002	0,992
C. Valenciana/Aragón	1,026	1,030	1,015	1,015	1,014	1,026	1,026	1,015	0,996	0,999	0,998	1,018	1,013	0,991	0,991	1,011	0,987	0,978



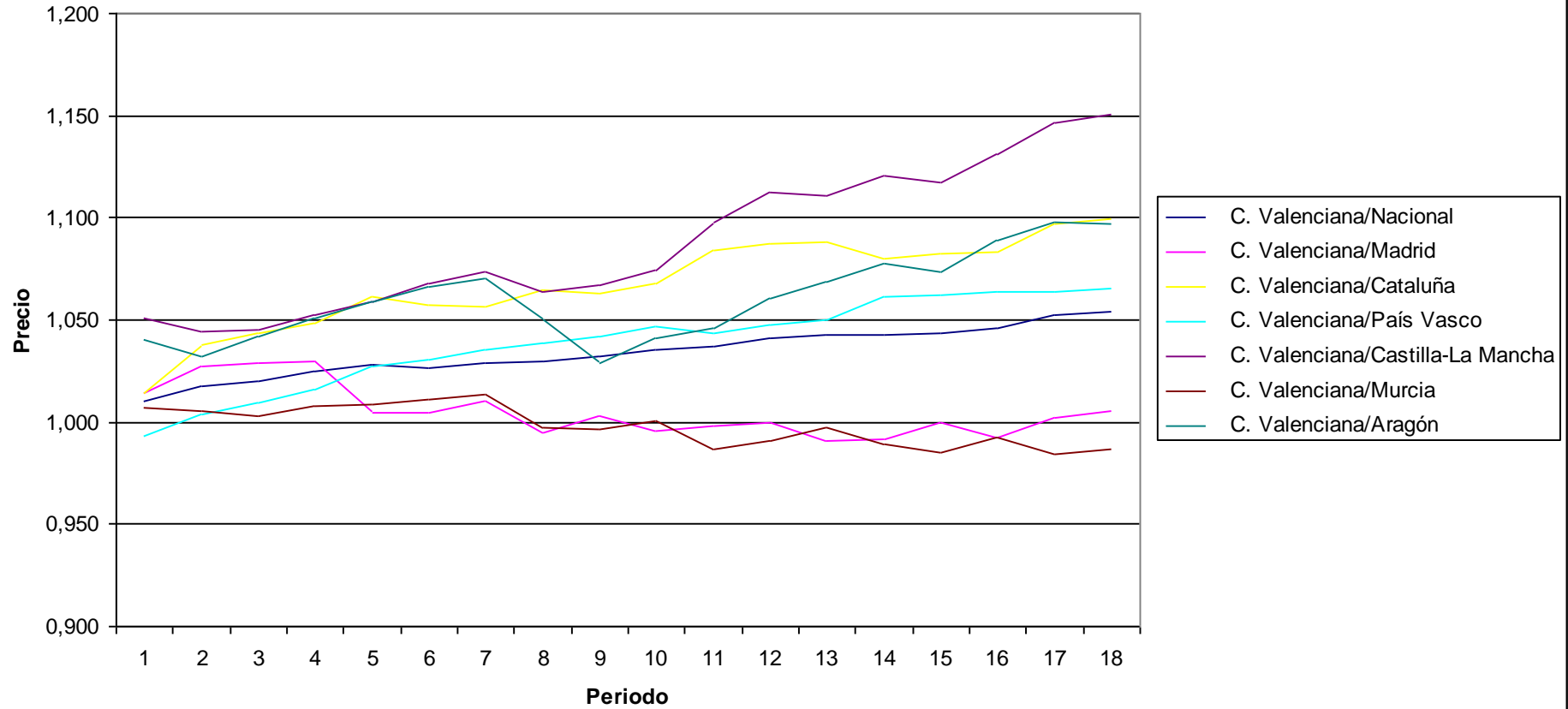
PRECIOS: Bienes de consumo duradero

Indices por comunidades autónomas de precios industriales

Unidades: Base 2006=100

	Indice																	
	2002M01	2002M06	2002M12	2003M01	2003M06	2003M12	2004M01	2004M06	2004M12	2005M01	2005M06	2005M12	2006M01	2006M06	2006M12	2007M01	2007M06	2007M12
Nacional	104,1	104,6	105	105,4	106,5	107,2	107,5	108,6	109,2	109,9	111,1	111,5	112,4	114,2	114,7	115,8	117,4	118,4
Andalucía	105	107,3	107,9	108	109,1	109,7	110,5	111,8	113,5	114,8	117	119,6	121,7	125,4	125,7	128,1	131,8	135
Aragón	101,1	103,1	102,8	102,8	103,4	103,2	103,3	106,5	109,5	109,3	110,1	109,5	109,7	110,5	111,5	111,2	112,6	113,8
Asturias (Principado de)	103,2	103,3	103,3	103,7	106,5	106,5	106,5	107,3	107,3	107,2	110	110	110,4	111,2	111,2	112	114,1	116,3
Balears (Illes)	102,8	102,7	102,9	104,4	104,8	104,8	104,9	105	107,1	108	108,3	108,4	108,7	109,3	109,3	110,2	117,4	118,7
Canarias	104,2	101,1	101,1	101,1	105,4	105,4	105,4	113,6	113,6	113,6	119,1	119,1	129,4	129,4	129,4	129,4	129,4	129,4
Cantabria	91,9	96,8	96,9	96,9	98,3	98,4	98,4	95,8	95,8	95,8	92,6	92,6	92,6	94,4	94,4	107,9	108	108
Castilla y León	104,1	104,5	104,4	104,5	104,6	105	104,8	105,6	105,2	105,6	107,3	107,8	109,4	109,5	110,7	111,7	112,3	112,4
Castilla - La Mancha	100,1	101,9	102,5	102,6	103,4	103	103	105,1	105,6	105,9	104,9	104,4	105,5	106,3	107,1	107,1	107,8	108,5
Cataluña	103,7	102,5	102,6	103	103,2	104	104,7	105	106	106,6	106,3	106,8	107,7	110,3	110,6	111,8	112,7	113,5
Comunitat Valenciana	105,2	106,4	107,1	108	109,5	110	110,6	111,8	112,7	113,8	115,2	116,1	117,2	119,1	119,7	121,1	123,6	124,8
Extremadura	106,3	105,8	105,8	105,8	108	109,5	109,5	109,5	109,5	109,5	113,6	113,6	113,6	116,9	117	117	119,6	119,6
Galicia	105,1	105,5	105,9	105,8	106,9	106,9	108,4	109,2	109,6	110	112,8	113	114,5	114,2	117,3	119,5	121,7	122
Madrid (Comunidad de)	103,7	103,6	104,1	104,9	109	109,5	109,5	112,4	112,4	114,3	115,4	116,1	118,3	120,1	119,7	122	123,3	124,1
Murcia (Región de)	104,5	105,8	106,8	107,2	108,6	108,8	109,1	112,1	113,1	113,7	116,7	117,2	117,5	120,4	121,5	122	125,6	126,5
Navarra (Comunidad Foral de)	105,7	106,1	105,6	103,1	104,1	104,1	103,9	105,1	105,1	106,9	106,8	106,8	107,9	109,7	109,7	109,7	110,4	110,4
País Vasco	105,9	106	106,1	106,3	106,6	106,7	106,8	107,6	108,2	108,7	110,4	110,8	111,6	112,2	112,7	113,8	116,2	117,1
Rioja (La)	104,6	105,7	105,9	106,8	108,5	108,8	105,2	108,3	108,5	108,9	116,7	115,7	116,2	118,7	119,9	121,4	123,7	123,6
Ceuta
Melilla
C. Valenciana/Nacional	1,011	1,017	1,020	1,025	1,028	1,026	1,029	1,029	1,032	1,035	1,037	1,041	1,043	1,043	1,044	1,046	1,053	1,054
C. Valenciana/Madrid	1,014	1,027	1,029	1,030	1,005	1,005	1,010	0,995	1,003	0,996	0,998	1,000	0,991	0,992	1,000	0,993	1,002	1,006
C. Valenciana/Cataluña	1,014	1,038	1,044	1,049	1,061	1,058	1,056	1,065	1,063	1,068	1,084	1,087	1,088	1,080	1,082	1,083	1,097	1,100
C. Valenciana/País Vasco	0,993	1,004	1,009	1,016	1,027	1,031	1,036	1,039	1,042	1,047	1,043	1,048	1,050	1,061	1,062	1,064	1,064	1,066
C. Valenciana/Castilla-La Mancha	1,051	1,044	1,045	1,053	1,059	1,068	1,074	1,064	1,067	1,075	1,098	1,112	1,111	1,120	1,118	1,131	1,147	1,150
C. Valenciana/Murcia	1,007	1,006	1,003	1,007	1,008	1,011	1,014	0,997	0,996	1,001	0,987	0,991	0,997	0,989	0,985	0,993	0,984	0,987
C. Valenciana/Aragón	1,041	1,032	1,042	1,051	1,059	1,066	1,071	1,050	1,029	1,041	1,046	1,060	1,068	1,078	1,074	1,089	1,098	1,097

Precios: Bienes de consumo duradero



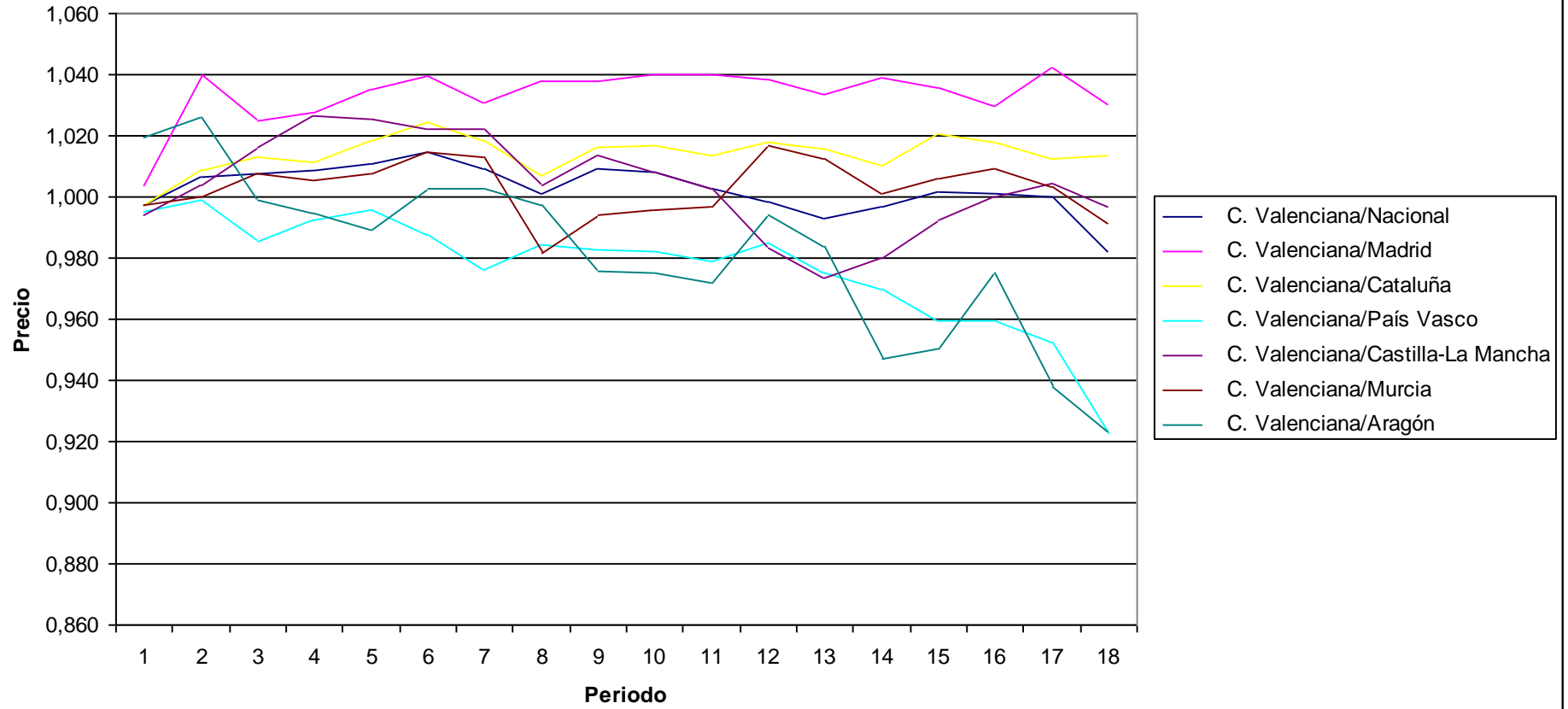
PRECIOS: Bienes de consumo no duraderos

Indices por comunidades autónomas de precios industriales

Unidades: Base 2006=100

	Indice																	
	2002M01	2002M06	2002M12	2003M01	2003M06	2003M12	2004M01	2004M06	2004M12	2005M01	2005M06	2005M12	2006M01	2006M06	2006M12	2007M01	2007M06	2007M12
Nacional	105,1	106,1	106,5	107,2	108,3	109	109,4	111,9	112,1	113	114,4	116	117,2	118,5	118,2	118,5	120,4	124,2
Andalucía	105,5	105,7	106,5	107,2	109,9	111,3	111	117,9	116,6	118,9	122,7	131,2	135	132,2	127,7	127,1	129,9	135
Aragón	102,8	104,1	107,4	108,7	110,7	110,3	110,1	112,3	115,9	116,8	118	116,5	118,3	124,7	124,6	121,6	128,4	132,1
Asturias (Principado de)	107,6	108	107,5	109,6	110,8	110,5	110,8	113	113,7	114,6	115,8	115,3	115,5	116,2	115,9	117,3	118,5	125,7
Balears (Illes)	106,6	111,3	112,2	112,3	113,8	114,4	115,7	116,3	117	116,7	119,3	119,8	120,9	123,5	124,3	125,3	127,5	129,5
Canarias	106,8	110,4	110,6	114,2	114,9	115,1	115,5	116	116	116,8	118	118,1	120,1	124,1	127,1	130	127,6	131
Cantabria	105,7	108,4	107,4	107,8	112	113,5	113,8	114,6	116,3	116,6	121,5	124	125,2	126,1	128,4	130,7	134	137,3
Castilla y León	106,8	106,4	106,7	107	108	108,6	109	110,3	110,9	111,4	111,3	111,4	112,2	113,5	114,6	114,6	116,2	121,9
Castilla - La Mancha	105,4	106,4	105,6	105,3	106,8	108,2	108	111,6	111,6	113	114,4	117,8	119,6	120,5	119,3	118,6	119,9	122,3
Cataluña	105,1	105,9	105,9	106,9	107,5	108	108,4	111,2	111,3	112	113,2	113,8	114,6	116,9	116	116,5	118,9	120,3
Comunitat Valenciana	104,8	106,8	107,3	108,1	109,5	110,6	110,4	112	113,1	113,9	114,7	115,8	116,4	118,1	118,4	118,6	120,4	121,9
Extremadura	102,5	104,1	104	105,2	106,8	109	110,7	111,1	110,9	112,9	113,9	117,2	117,8	120	118,8	117,3	126,7	127,4
Galicia	105,2	105,2	105,1	106,7	107,3	108,6	109,3	110,4	110,4	110,9	112,1	112,1	112,9	113,5	115	115,9	116,6	126,1
Madrid (Comunidad de)	104,4	102,7	104,7	105,2	105,8	106,4	107,1	107,9	109	109,5	110,3	111,5	112,6	113,7	114,3	115,2	115,5	118,4
Murcia (Región de)	105,1	106,8	106,5	107,5	108,7	109	109	114,1	113,8	114,4	115,1	113,9	115	118	117,7	117,5	120	123
Navarra (Comunidad Foral de)	104	105,4	104,7	105,9	106,3	106,9	106,7	109,4	108,8	109,9	111	110,3	111,2	113,2	113	114,6	118	119,8
País Vasco	105,3	106,9	108,9	108,9	110	112	113,1	113,8	115,1	116	117,2	117,6	119,4	121,8	123,4	123,6	126,4	132,2
Rioja (La)	106,2	107,9	108	108,5	111	111	111,1	113,7	113,2	113,8	116,1	116,8	116,1	115,9	116,2	119	121,1	122,4
Ceuta
Melilla
C. Valenciana/Nacional	0,997	1,007	1,008	1,008	1,011	1,015	1,009	1,001	1,009	1,008	1,003	0,998	0,993	0,997	1,002	1,001	1,000	0,981
C. Valenciana/Madrid	1,004	1,040	1,025	1,028	1,035	1,039	1,031	1,038	1,038	1,040	1,040	1,039	1,034	1,039	1,036	1,030	1,042	1,030
C. Valenciana/Cataluña	0,997	1,008	1,013	1,011	1,019	1,024	1,018	1,007	1,016	1,017	1,013	1,018	1,016	1,010	1,021	1,018	1,013	1,013
C. Valenciana/País Vasco	0,995	0,999	0,985	0,993	0,995	0,988	0,976	0,984	0,983	0,982	0,979	0,985	0,975	0,970	0,959	0,960	0,953	0,922
C. Valenciana/Castilla-La Mancha	0,994	1,004	1,016	1,027	1,025	1,022	1,022	1,004	1,013	1,008	1,003	0,983	0,973	0,980	0,992	1,000	1,004	0,997
C. Valenciana/Murcia	0,997	1,000	1,008	1,006	1,007	1,015	1,013	0,982	0,994	0,996	0,997	1,017	1,012	1,001	1,006	1,009	1,003	0,991
C. Valenciana/Aragón	1,019	1,026	0,999	0,994	0,989	1,003	1,003	0,997	0,976	0,975	0,972	0,994	0,984	0,947	0,950	0,975	0,938	0,923

Precios: Bienes de consumo no duraderos



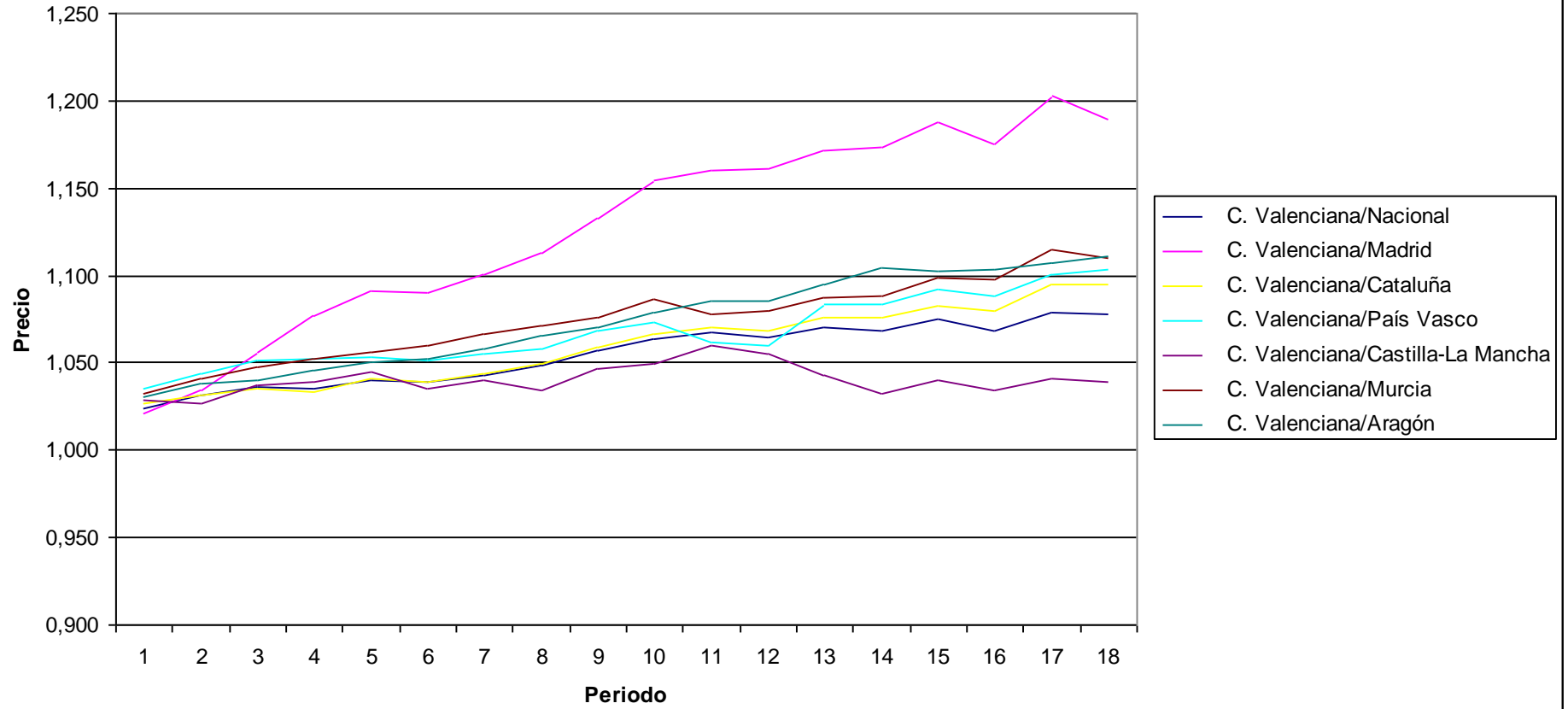
PRECIOS: Bienes de equipo

Indices por comunidades autónomas de precios industriales

Unidades: Base 2006=100

	Indice																	
	2002M01	2002M06	2002M12	2003M01	2003M06	2003M12	2004M01	2004M06	2004M12	2005M01	2005M06	2005M12	2006M01	2006M06	2006M12	2007M01	2007M06	2007M12
Nacional	102,3	103,1	103,3	103,7	104,3	104,6	105	105,7	106,3	106,9	107,9	108,4	109,1	110,4	111,2	112,3	113,8	114,4
Andalucía	103,1	102,3	103,4	102,5	104,3	104,7	104,9	104,6	104,9	105,4	105,4	105,9	106,4	106,9	107,7	111,9	114,3	113,2
Aragón	101,6	102,4	102,9	102,7	103,3	103,3	103,5	104	105	105,4	106,1	106,3	106,7	106,8	108,4	108,8	110,9	111
Asturias (Principado de)	103,6	104,8	104,8	105,1	107,3	107,6	107,5	111	111,8	112,3	113,5	113	113,5	114,7	116,4	121,9	121,8	122,1
Balears (Illes)	103,3	99,1	99,1	99,1	99,7	102,8	102,9	102,9	102,9	102,9	107,1	107,1	113,7	115,3	115,3	121,1	121,1	121,1
Canarias	104,7	104,7	107,2	110,2	110,1	110,6	113,8	113,9	113,9	115,9	116,8	117	117,2	115,3	115,4	121,5	136,4	136,7
Cantabria	101,4	101,5	101,4	101,6	103,7	103,7	103,7	103,9	104,4	104,5	104,9	105,8	105,9	111,4	111,8	113,2	113,6	113,8
Castilla y León	101,7	103	104,5	106,1	107,3	107,2	107,9	109,4	110,8	111,4	113,2	112,7	113,8	116,4	117,6	118,3	118,6	119,2
Castilla - La Mancha	101,8	103,5	103,2	103,4	103,9	105	105,3	107,1	107,4	108,3	108,7	109,4	112	114,2	114,9	116	118	118,7
Cataluña	102	103,1	103,4	103,9	104,2	104,6	104,9	105,6	106,1	106,6	107,6	108	108,6	109,6	110,4	111,1	112,2	112,6
Comunitat Valenciana	104,7	106,3	107	107,4	108,5	108,7	109,5	110,8	112,4	113,7	115,2	115,4	116,8	117,9	119,5	120	122,8	123,3
Extremadura	104,2	104,5	104,4	104,7	105,6	105,9	106	107,1	110,1	110,5	110,7	119,9	120	142,4	144,6	144,9	145,3	145,5
Galicia	101,9	103,5	104,4	104,3	106	105,6	105,7	106,6	107,1	108,4	109,9	111,6	111,8	112,5	113,1	114,4	114,9	115,4
Madrid (Comunidad de)	102,5	102,8	101,3	99,7	99,4	99,7	99,5	99,6	99,2	98,5	99,3	99,4	99,7	100,5	100,6	102,1	102,1	103,7
Murcia (Región de)	101,4	102,1	102,1	102,1	102,7	102,6	102,7	103,4	104,5	104,7	106,9	106,9	107,4	108,3	108,8	109,3	110,2	111,1
Navarra (Comunidad Foral de)	102	102,1	102	103,4	103,6	103,7	103	103,1	103,7	103	104,5	104,5	103,3	104,2	104,2	106,9	107	107,9
País Vasco	101,1	101,8	101,8	102,1	103	103,4	103,8	104,7	105,2	106	108,5	108,9	107,8	108,8	109,4	110,3	111,6	111,7
Rioja (La)	102	103,4	103,4	103,4	104,4	103,9	104,5	105,8	105,9	108,3	108,6	108,7	114,1	115,5	115,5	117,7	118,3	119,4
Ceuta
Melilla
C. Valenciana/Nacional	1,023	1,031	1,036	1,036	1,040	1,039	1,043	1,048	1,057	1,064	1,068	1,065	1,071	1,068	1,075	1,069	1,079	1,078
C. Valenciana/Madrid	1,021	1,034	1,056	1,077	1,092	1,090	1,101	1,112	1,133	1,154	1,160	1,161	1,172	1,173	1,188	1,175	1,203	1,189
C. Valenciana/Cataluña	1,026	1,031	1,035	1,034	1,041	1,039	1,044	1,049	1,059	1,067	1,071	1,069	1,076	1,076	1,082	1,080	1,094	1,095
C. Valenciana/País Vasco	1,036	1,044	1,051	1,052	1,053	1,051	1,055	1,058	1,068	1,073	1,062	1,060	1,083	1,084	1,092	1,088	1,100	1,104
C. Valenciana/Castilla-La Mancha	1,028	1,027	1,037	1,039	1,044	1,035	1,040	1,035	1,047	1,050	1,060	1,055	1,043	1,032	1,040	1,034	1,041	1,039
C. Valenciana/Murcia	1,033	1,041	1,048	1,052	1,056	1,059	1,066	1,072	1,076	1,086	1,078	1,080	1,088	1,089	1,098	1,098	1,114	1,110
C. Valenciana/Aragón	1,031	1,038	1,040	1,046	1,050	1,052	1,058	1,065	1,070	1,079	1,086	1,086	1,095	1,104	1,102	1,103	1,107	1,111

Precios: Bienes de equipo



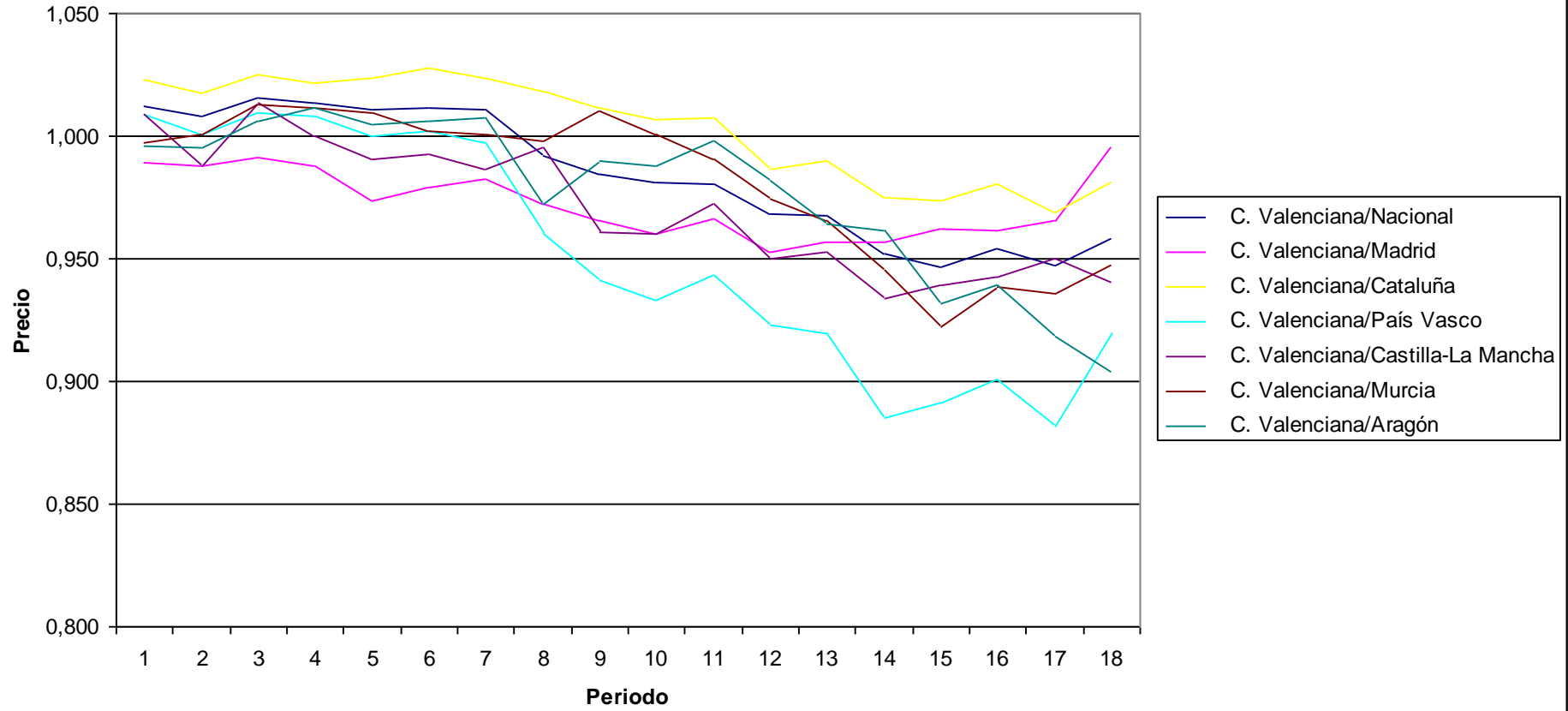
PRECIOS: Bienes intermedios

Indices por comunidades autónomas de precios industriales

Unidades:Base 2006=100

	Indice																	
	2002M01	2002M06	2002M12	2003M01	2003M06	2003M12	2004M01	2004M06	2004M12	2005M01	2005M06	2005M12	2006M01	2006M06	2006M12	2007M01	2007M06	2007M12
Nacional	100,9	102	101,6	102,1	102,4	102,6	103,5	107,3	109	109,9	110,6	112,5	113,9	118,1	120,2	121,1	124,9	126,2
Andalucía	101,2	102,5	101,3	101,6	101,7	102,8	104,3	114,7	115,5	114,9	114,8	121,5	122,9	135,9	135,3	135,1	143	140,5
Aragón	102,5	103,3	102,6	102,3	103	103,2	103,8	109,4	108,4	109,1	108,6	110,9	114,3	116,9	122,1	123	128,8	133,7
Asturias (Principado de)	96,4	97,7	96,4	96	96,2	95,7	95,2	103,9	113,9	115,7	123,1	119	123,8	131,6	137,4	138,6	140,4	135,1
Balears (Illes)	102,3	103,8	103,6	104	104,3	104,9	105,5	106,6	106,8	109,4	110,5	110,6	113,2	114,6	114,9	118,6	121,3	123
Canarias	99,9	99,6	100,6	101	100,8	100,1	100,5	101,1	102,8	103,7	104,6	104,8	106,4	107,6	110,3	113,9	116,8	120,4
Cantabria	102,1	102,5	99,8	104,6	109,3	104,9	105,2	116,3	126,1	128	128,1	123	124,2	127,8	133,7	135,8	135,4	140,3
Castilla y León	101,9	102,3	101,9	102,2	101,4	102,1	103,4	106,4	105,8	105,8	106,1	107,6	109,4	112,7	114,3	116,6	119,9	127,2
Castilla - La Mancha	101,2	104,1	101,8	103,5	104,5	104,6	106	106,9	111,7	112,3	111,5	114,6	115,7	120,4	121,2	122,5	124,5	128,5
Cataluña	99,8	101	100,7	101,3	101,1	101	102,2	104,5	106,1	107,1	107,6	110,4	111,3	115,3	116,9	117,8	122,1	123,2
Comunitat Valenciana	102,1	102,8	103,2	103,5	103,5	103,8	104,6	106,4	107,3	107,8	108,4	108,9	110,2	112,4	113,8	115,5	118,3	120,9
Extremadura	102,4	100,7	100,5	100,1	99,2	102	103,1	110,3	108,9	108,9	107,8	110,9	112,1	114,6	117,2	117,1	123,5	131,6
Galicia	101,7	102,1	101,2	100,5	100,4	101,8	102,7	106,5	107,1	108,4	110	112,1	113,9	116,9	119,9	119,2	121,9	123,8
Madrid (Comunidad de)	103,2	104,1	104,1	104,8	106,3	106	106,5	109,4	111,1	112,3	112,2	114,3	115,2	117,5	118,3	120,1	122,5	121,4
Murcia (Región de)	102,4	102,7	101,9	102,3	102,5	103,6	104,5	106,6	106,2	107,7	109,4	111,8	114,1	118,9	123,4	123,1	126,4	127,6
Navarra (Comunidad Foral de)	101,4	100,3	100,9	101,7	102,6	101,9	102	104	108,6	108,4	114	112,4	114,4	116,6	120,5	121,9	124,9	127
País Vasco	101,2	102,7	102,2	102,7	103,5	103,6	104,9	110,8	114	115,5	114,9	118	119,8	127	127,7	128,2	134,2	131,4
Rioja (La)	103,5	103,8	102,8	103,1	103,5	103,4	103,9	105	105,7	107,1	109,2	110,5	110,3	112,4	113,8	114,7	116,3	118,4
Ceuta
Melilla
C. Valenciana/Nacional	1,012	1,008	1,016	1,014	1,011	1,012	1,011	0,992	0,984	0,981	0,980	0,968	0,968	0,952	0,947	0,954	0,947	0,958
C. Valenciana/Madrid	0,989	0,988	0,991	0,988	0,974	0,979	0,982	0,973	0,966	0,960	0,966	0,953	0,957	0,957	0,962	0,962	0,966	0,996
C. Valenciana/Cataluña	1,023	1,018	1,025	1,022	1,024	1,028	1,023	1,018	1,011	1,007	1,007	0,986	0,990	0,975	0,973	0,980	0,969	0,981
C. Valenciana/País Vasco	1,009	1,001	1,010	1,008	1,000	1,002	0,997	0,960	0,941	0,933	0,943	0,923	0,920	0,885	0,891	0,901	0,882	0,920
C. Valenciana/Castilla-La Mancha	1,009	0,988	1,014	1,000	0,990	0,992	0,987	0,995	0,961	0,960	0,972	0,950	0,952	0,934	0,939	0,943	0,950	0,941
C. Valenciana/Murcia	0,997	1,001	1,013	1,012	1,010	1,002	1,001	0,998	1,010	1,001	0,991	0,974	0,966	0,945	0,922	0,938	0,936	0,947
C. Valenciana/Aragón	0,996	0,995	1,006	1,012	1,005	1,006	1,008	0,973	0,990	0,988	0,998	0,982	0,964	0,962	0,932	0,939	0,918	0,904

Precios: Bienes intermedios



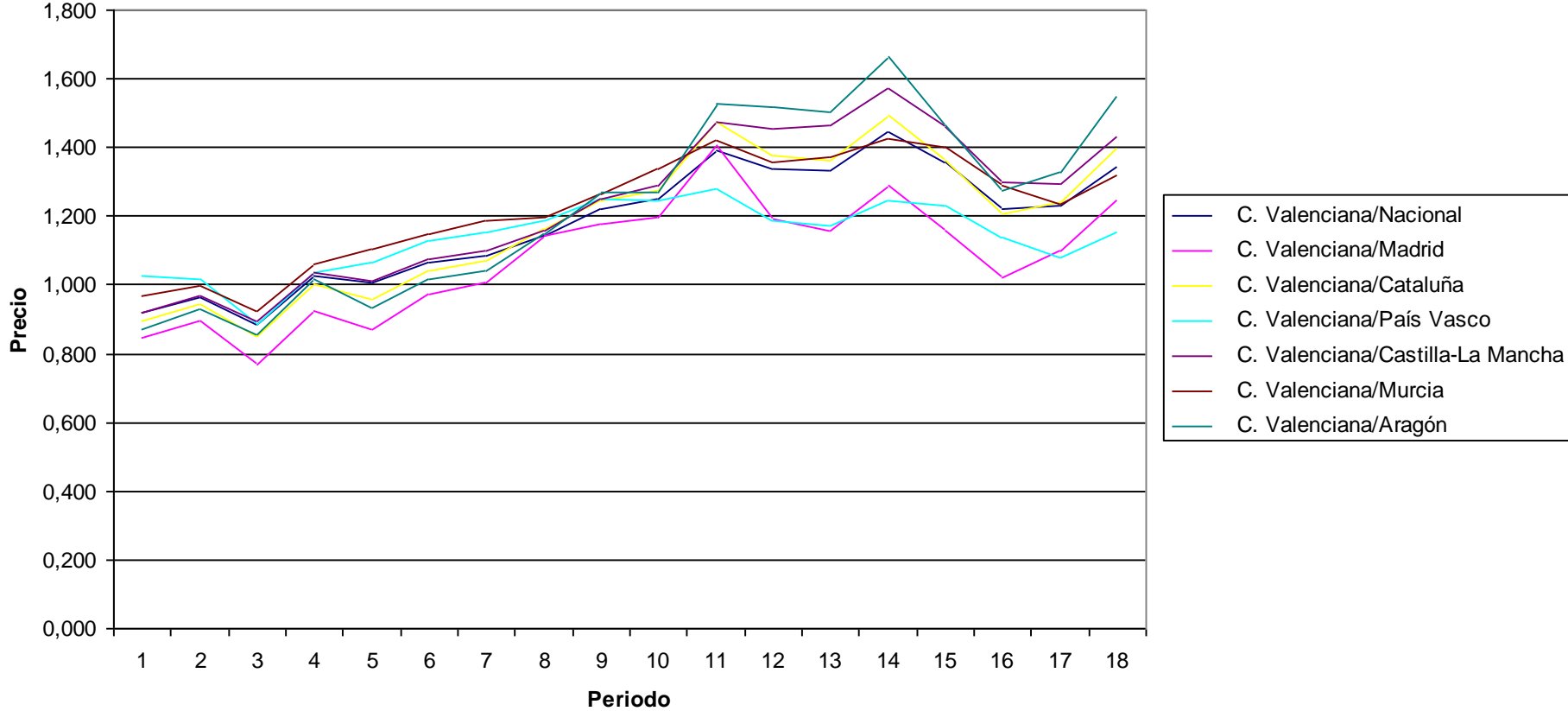
PRECIOS: Energía

Índices por comunidades autónomas de precios industriales

Unidades: Base 2006=100

	Índice																	
	2002M01	2002M06	2002M12	2003M01	2003M06	2003M12	2004M01	2004M06	2004M12	2005M01	2005M06	2005M12	2006M01	2006M06	2006M12	2007M01	2007M06	2007M12
Nacional	94,4	96,1	97,7	101,4	95,2	96,5	97,7	102	106,8	106,3	115,8	123,5	128,2	132,7	126,4	126,8	130,8	141,1
Andalucía	91,5	93,7	94,5	98,5	89,8	92,8	94	100,8	106,4	104,5	118	124,1	127,6	130,9	121,5	121,3	127,3	143,8
Aragón	99,4	99,7	101,1	102,2	102,3	101	101,8	101,5	102,8	104,6	105,3	108,9	113,9	115,1	117,4	121,4	121	122,6
Asturias (Principado de)	100,4	100,5	100	102,1	102,1	101,6	103,3	103,4	104,5	105,3	105,8	107,6	112,8	113,5	115,4	120,1	119,6	120,6
Baleares (Illes)	101,6	100,6	99,8	101,4	102,2	102,4	103,8	103,2	103,6	105,1	106,2	107,4	112,5	114,2	115,7	119,9	119,5	121,8
Canarias	87,4	93	93,5	98,4	88,2	90	91,4	100,1	106,5	105	119,8	128,2	132,2	138,4	125,8	125,3	132,6	150
Cantabria	100	101,2	106,4	107,2	105,6	102,9	103,6	101,7	106,7	107,5	109,2	122,6	130	130	131,2	135,2	132,4	136,1
Castilla y León	101	100,3	100,5	102	101,9	100,2	101,6	101,9	103,3	104,7	105,5	108,3	114,8	115	117,6	120,8	119,9	121,9
Castilla - La Mancha	94,3	95,9	97	100,5	94,6	95,8	96,8	100,8	104,1	102,9	109,2	113,4	117	122	117,6	119	124,4	132,3
Cataluña	96,7	98,3	101,9	104	99,7	98,7	99,2	100,3	104,8	104,3	109,2	119,9	125,8	128,3	126,1	128,5	129,7	135,9
Comunitat Valenciana	86,7	92,8	86,7	104,1	95,7	102,8	106,2	116,7	130,4	132,7	161,1	165,1	171,1	191,6	171,7	154,8	160,7	190,1
Extremadura	99,9	99,5	99,3	101	101,3	101,4	102,9	102,6	102,7	104,4	104,8	105,3	110,3	110,8	113,1	117,8	117,6	119,3
Galicia	95,2	96,5	97,2	100,2	95,5	96,4	97,3	100,3	102,5	101,9	107,5	111,3	115,5	119,4	116,3	118,3	122,3	128,8
Madrid (Comunidad de)	102,3	103,9	112,6	112,6	110,1	105,5	105,6	102,1	110,8	110,9	114,5	138,6	148	148,8	148,4	151,3	146,3	152,3
Murcia (Región de)	89,4	92,9	93,7	98,2	86,8	89,4	89,6	97,6	103	99,2	113,4	121,7	124,6	134,4	122,6	120,2	130,3	144,1
Navarra (Comunidad Foral de)	100,6	102,6	110,7	111	108,5	104,2	104,4	101,5	109,3	109,6	112,3	133,4	142,2	142,2	142,6	146,1	141,7	146,7
País Vasco	84,6	91,1	97,7	100,5	90	90,9	92,2	98,4	104,5	106,5	126	139	146,1	153,9	139,5	136	149,1	164,6
Rioja (La)	100,5	102,3	109,9	110,2	107,9	104	104,3	101,6	108,8	109,2	111,7	131,2	139,8	139,8	140,3	143,9	139,9	144,6
Ceuta
Melilla
C. Valenciana/Nacional	0,918	0,966	0,887	1,027	1,005	1,065	1,087	1,144	1,221	1,248	1,391	1,337	1,335	1,444	1,358	1,221	1,229	1,347
C. Valenciana/Madrid	0,848	0,893	0,770	0,925	0,869	0,974	1,006	1,143	1,177	1,197	1,407	1,191	1,156	1,288	1,157	1,023	1,098	1,248
C. Valenciana/Cataluña	0,897	0,944	0,851	1,001	0,960	1,042	1,071	1,164	1,244	1,272	1,475	1,377	1,360	1,493	1,362	1,205	1,239	1,399
C. Valenciana/País Vasco	1,025	1,019	0,887	1,036	1,063	1,131	1,152	1,186	1,248	1,246	1,279	1,188	1,171	1,245	1,231	1,138	1,078	1,155
C. Valenciana/Castilla-La Mancha	0,919	0,968	0,894	1,036	1,012	1,073	1,097	1,158	1,253	1,290	1,475	1,456	1,462	1,570	1,460	1,301	1,292	1,437
C. Valenciana/Murcia	0,970	0,999	0,925	1,060	1,103	1,150	1,185	1,196	1,266	1,338	1,421	1,357	1,373	1,426	1,400	1,288	1,233	1,319
C. Valenciana/Aragón	0,872	0,931	0,858	1,019	0,935	1,018	1,043	1,150	1,268	1,269	1,530	1,516	1,502	1,665	1,463	1,275	1,328	1,551

Precios: Energía

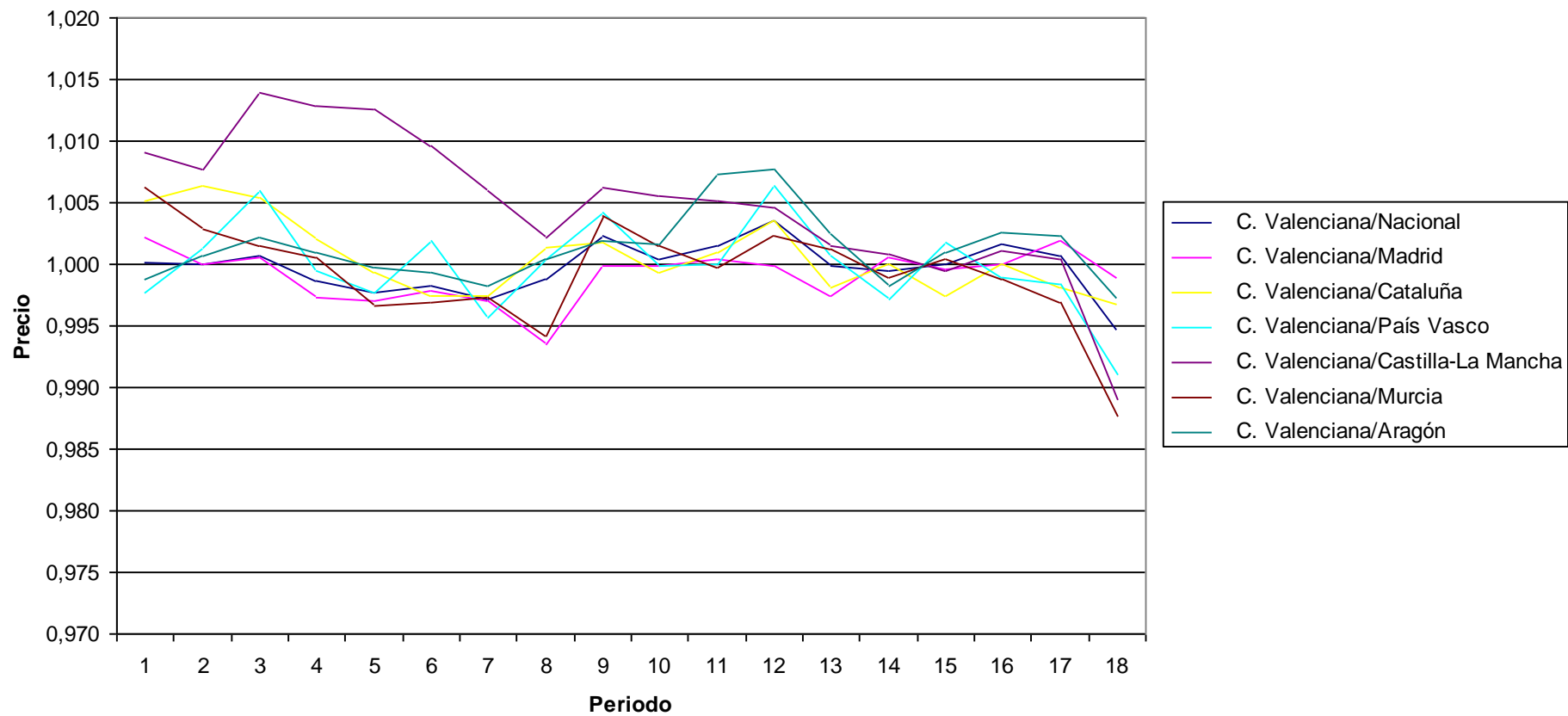


8.4.4. Grupos especiales.

PRECIOS: Alimentos con elaboración, bebidas y tabaco
 Índices por comunidades autónomas de grupos especiales
 Unidades: Base 2006=100

	Indice																	
	2002M01	2002M06	2002M12	2003M01	2003M06	2003M12	2004M01	2004M06	2004M12	2005M01	2005M06	2005M12	2006M01	2006M06	2006M12	2007M01	2007M06	2007M12
Nacional	85,856	87,806	88,573	89,03	90,06	90,93	91,299	93,699	94,678	95,09	96,689	98,277	98,599	100,414	100,444	101,486	102,658	107,829
Andalucía	85,738	87,688	88,726	89,17	89,95	90,711	91,181	93,597	94,55	95,049	96,625	98,151	98,275	100,437	100,622	101,777	102,978	108,38
Aragón	85,976	87,747	88,44	88,823	89,873	90,832	91,204	93,539	94,711	94,974	96,137	97,874	98,347	100,534	100,339	101,387	102,485	107,555
Asturias (Principado de)	87,853	89,774	89,928	90,371	91,002	91,651	91,981	93,511	94,303	94,863	96,855	98,133	98,964	100,062	100,087	101,136	103,041	107,983
Baleares (Illes)	86,511	88,359	89,394	89,693	91,319	92,046	92,356	94,173	94,879	95,351	96,46	97,979	98,015	100,519	100,591	100,947	102,656	107,37
Canarias	85,926	88,399	89,154	89,444	90,788	91,416	91,937	93,684	94,513	94,909	95,549	97,402	98,438	100,775	99,834	100,178	101,445	107,27
Cantabria	86,113	87,614	88,502	88,791	90,09	91,714	91,808	93,965	94,186	94,677	96,28	98,518	98,716	100,434	100,13	100,76	101,806	107,66
Castilla y León	86,305	87,917	88,777	89,119	89,995	90,976	91,259	93,813	94,754	95,144	96,805	98,146	98,416	100,542	100,357	101,344	102,547	108,37
Castilla - La Mancha	85,098	87,14	87,414	87,783	88,735	89,909	90,499	93,38	94,308	94,612	96,348	98,167	98,447	100,275	100,496	101,541	102,679	108,448
Cataluña	85,426	87,261	88,164	88,739	89,906	91,002	91,273	93,458	94,73	95,204	96,742	98,274	98,77	100,349	100,703	101,65	102,921	107,599
Comunitat Valenciana	85,868	87,81	88,636	88,913	89,849	90,767	91,043	93,58	94,895	95,134	96,837	98,624	98,588	100,354	100,44	101,65	102,723	107,246
Extremadura	87,149	89,484	89,828	90,372	90,953	92,454	92,735	94,408	95,524	95,858	97,295	98,821	98,929	100,206	100,724	101,699	102,77	108,719
Galicia	86,088	88,186	88,662	88,929	90,373	90,775	91	93,605	94,449	94,858	96,909	98,316	98,855	100,512	99,985	100,702	101,946	107,668
Madrid (Comunidad de)	85,682	87,81	88,593	89,153	90,114	90,96	91,32	94,197	94,912	95,152	96,804	98,636	98,846	100,298	100,475	101,647	102,525	107,37
Murcia (Región de)	85,336	87,559	88,499	88,865	90,159	91,055	91,289	94,132	94,529	94,997	96,869	98,399	98,465	100,467	100,405	101,768	103,05	108,597
Navarra (Comunidad Foral de)	85,557	87,847	88,29	88,738	90,161	90,899	90,943	94,162	94,998	95,501	96,842	98,67	98,869	100,609	100,073	101,043	101,764	107,76
País Vasco	86,064	87,691	88,108	88,963	90,06	90,59	91,438	93,548	94,494	95,152	96,832	98,005	98,52	100,646	100,262	101,763	102,887	108,219
Rioja (La)	85,68	87,87	88,298	88,732	90,088	90,655	91,064	92,824	94,141	94,607	96,22	98,213	98,695	100,415	100,294	101,623	102,883	108,018
Ceuta	100,864	102,297	106,562
Melilla	102,832	103,789	109,25
C. Valenciana/Nacional	1,000	1,000	1,001	0,999	0,998	0,998	0,997	0,999	1,002	1,000	1,002	1,004	1,000	0,999	1,000	1,002	1,001	0,995
C. Valenciana/Madrid	1,002	1,000	1,000	0,997	0,997	0,998	0,997	0,993	1,000	1,000	1,000	1,000	0,997	1,001	1,000	1,000	1,002	0,999
C. Valenciana/Cataluña	1,005	1,006	1,005	1,002	0,999	0,997	0,997	1,001	1,002	0,999	1,001	1,004	0,998	1,000	0,997	1,000	0,998	0,997
C. Valenciana/País Vasco	0,998	1,001	1,006	0,999	0,998	1,002	0,996	1,000	1,004	1,000	1,000	1,006	1,001	0,997	1,002	0,999	0,998	0,991
C. Valenciana/Castilla-La Mancha	1,009	1,008	1,014	1,013	1,013	1,010	1,006	1,002	1,006	1,006	1,005	1,005	1,001	1,001	0,999	1,001	1,000	0,989
C. Valenciana/Murcia	1,006	1,003	1,002	1,001	0,997	0,997	0,997	0,994	1,004	1,001	1,000	1,002	1,001	0,999	1,000	0,999	0,997	0,988
C. Valenciana/Aragón	0,999	1,001	1,002	1,001	1,000	0,999	0,998	1,000	1,002	1,002	1,007	1,008	1,002	0,998	1,001	1,003	1,002	0,997

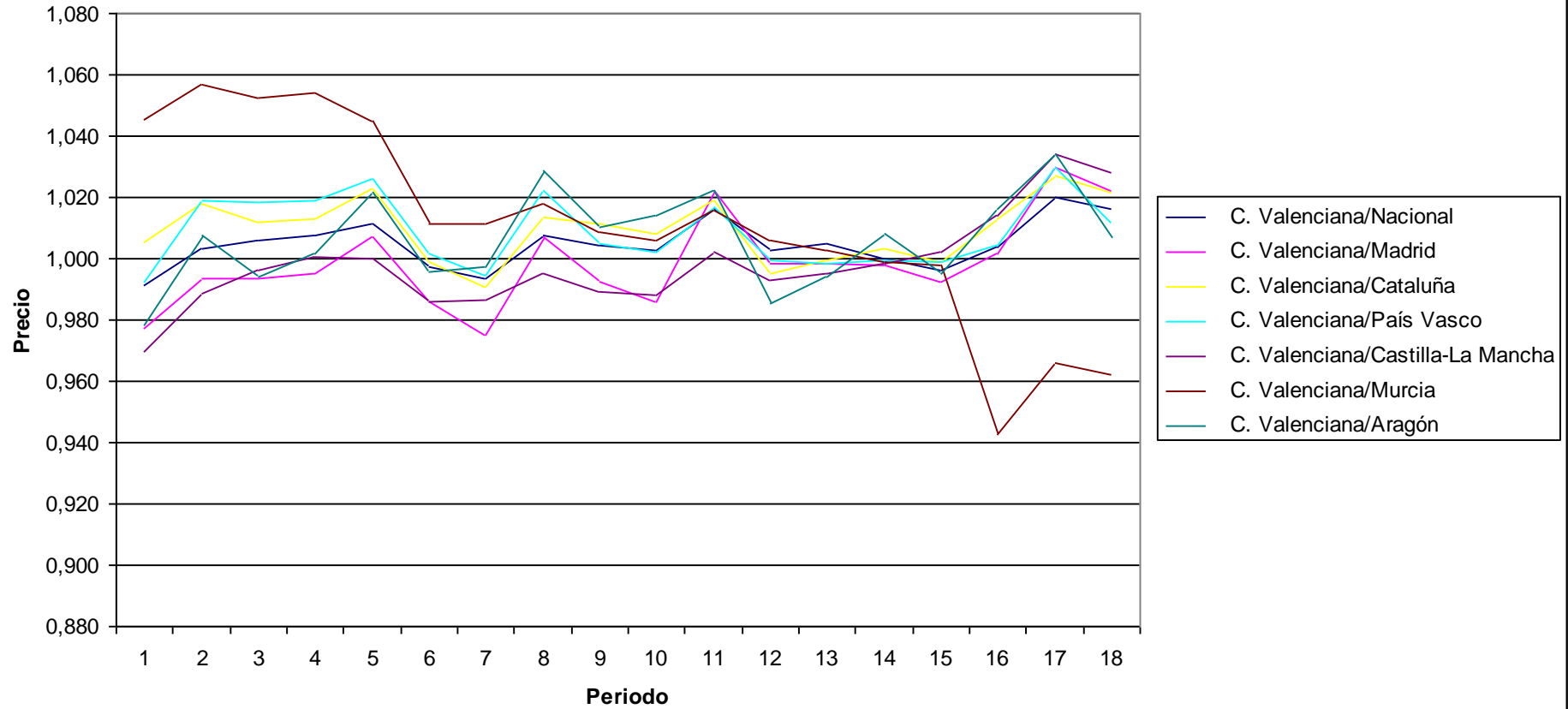
Precios: Alimentos con elaboración, bebidas y tabaco



PRECIOS: Alimentos sin elaboración
Indices por comunidades autónomas de grupos especiales
 Unidades:Base 2006=100

	Indice																	
	2002M01	2002M06	2002M12	2003M01	2003M06	2003M12	2004M01	2004M06	2004M12	2005M01	2005M06	2005M12	2006M01	2006M06	2006M12	2007M01	2007M06	2007M12
Nacional	81,292	82,942	86,736	87,125	86,906	92,293	92,812	92,317	93,948	94,903	95,477	98,877	99,91	99,21	103,339	103,366	104,206	108,413
Andalucía	79,898	83,202	85,637	85,888	86,802	92,144	91,711	93,287	93,862	94,702	96,522	97,733	98,908	99,623	103,258	102,83	104,672	107,9
Aragón	82,381	82,565	87,787	87,655	86,008	92,444	92,452	90,45	93,413	93,848	94,896	100,587	101,03	98,394	103,436	102,139	102,778	109,447
Asturias (Principado de)	79,998	81,155	85,642	85,506	86,431	91,274	91,672	91,685	93,693	93,739	93,75	98,515	98,861	99,386	104,427	103,122	102,318	107,203
Balears (Illes)	80,592	83,577	86,983	87,191	87,577	91,936	91,578	92,24	93,076	93,259	94,536	97,818	98,905	98,889	103,625	102,836	105,169	109,212
Canarias	84,548	87,347	88,259	88,588	91,986	94,28	94,231	95,625	94,902	95,6	97,029	98,758	99,06	99,423	102,554	106,455	108,071	111,785
Cantabria	79,233	80,98	85,127	85,789	83,276	88,922	89,445	89,141	91,928	92,847	93,143	97,136	98,356	99,66	104,199	103,413	103,996	107,51
Castilla y León	82,001	82,822	86,647	87,015	86,207	91,351	91,64	91,362	93,605	94,423	94,369	98,033	99,125	99,09	103,603	103,447	104,371	108,88
Castilla - La Mancha	83,1	84,18	87,584	87,77	87,878	93,342	93,485	93,497	95,375	96,27	96,814	99,866	100,889	99,332	102,724	102,322	102,79	107,141
Cataluña	80,171	81,757	86,238	86,68	85,942	92,115	93,084	91,805	93,322	94,362	95,217	99,614	100,473	98,882	103,075	102,469	103,509	107,85
Comunitat Valenciana	80,606	83,21	87,251	87,798	87,87	92,03	92,204	93,034	94,36	95,149	97,007	99,144	100,404	99,197	102,958	103,778	106,285	110,178
Extremadura	85,919	86,885	89,429	89,301	88,996	93,317	93,377	93,571	95,204	96,071	96,345	98,289	99,715	99,376	102,967	102,533	103,741	107,259
Galicia	83,237	84,424	88,702	89,677	89,217	92,769	94,038	93,163	93,092	94,427	95,261	98,595	99,031	98,993	103,776	103,411	103,204	106,029
Madrid (Comunidad de)	82,457	83,748	87,804	88,244	87,262	93,326	94,558	92,396	95,098	96,499	94,913	99,28	100,559	99,433	103,767	103,605	103,199	107,784
Murcia (Región de)	77,108	78,722	82,895	83,315	84,081	90,984	91,193	91,416	93,541	94,582	95,508	98,534	100,158	99,291	103,187	110,099	110,022	114,533
Navarra (Comunidad Foral de)	83,916	83,251	87,21	87,428	86,448	92,635	93,485	90,66	93,766	94,282	93,873	99,59	100,824	98,701	103,251	103,288	102,979	108,161
País Vasco	81,208	81,677	85,663	86,149	85,664	91,866	92,686	91,021	93,889	94,928	95,412	99,199	100,582	99,269	103,083	103,305	103,216	108,914
Rioja (La)	81,809	80,413	85,451	85,505	85,117	89,775	90,558	88,883	92,018	93,217	92,898	98,622	99,906	98,966	103,44	102,535	102,561	106,897
Ceuta	102,426	101,22	105,834
Melilla	105,552	105,737	108,295
C. Valenciana/Nacional	0,992	1,003	1,006	1,008	1,011	0,997	0,993	1,008	1,004	1,003	1,016	1,003	1,005	1,000	0,996	1,004	1,020	1,016
C. Valenciana/Madrid	0,978	0,994	0,994	0,995	1,007	0,986	0,975	1,007	0,992	0,986	1,022	0,999	0,998	0,998	0,992	1,002	1,030	1,022
C. Valenciana/Cataluña	1,005	1,018	1,012	1,013	1,022	0,999	0,991	1,013	1,011	1,008	1,019	0,995	0,999	1,003	0,999	1,013	1,027	1,022
C. Valenciana/País Vasco	0,993	1,019	1,019	1,019	1,026	1,002	0,995	1,022	1,005	1,002	1,017	0,999	0,998	0,999	0,999	1,005	1,030	1,012
C. Valenciana/Castilla-La Mancha	0,970	0,988	0,996	1,000	1,000	0,986	0,986	0,995	0,989	0,988	1,002	0,993	0,995	0,999	1,002	1,014	1,034	1,028
C. Valenciana/Murcia	1,045	1,057	1,053	1,054	1,045	1,011	1,011	1,018	1,009	1,006	1,016	1,006	1,002	0,999	0,998	0,943	0,966	0,962
C. Valenciana/Aragón	0,978	1,008	0,994	1,002	1,022	0,996	0,997	1,029	1,010	1,014	1,022	0,986	0,994	1,008	0,995	1,016	1,034	1,007

Precios: Alimentos sin elaboración



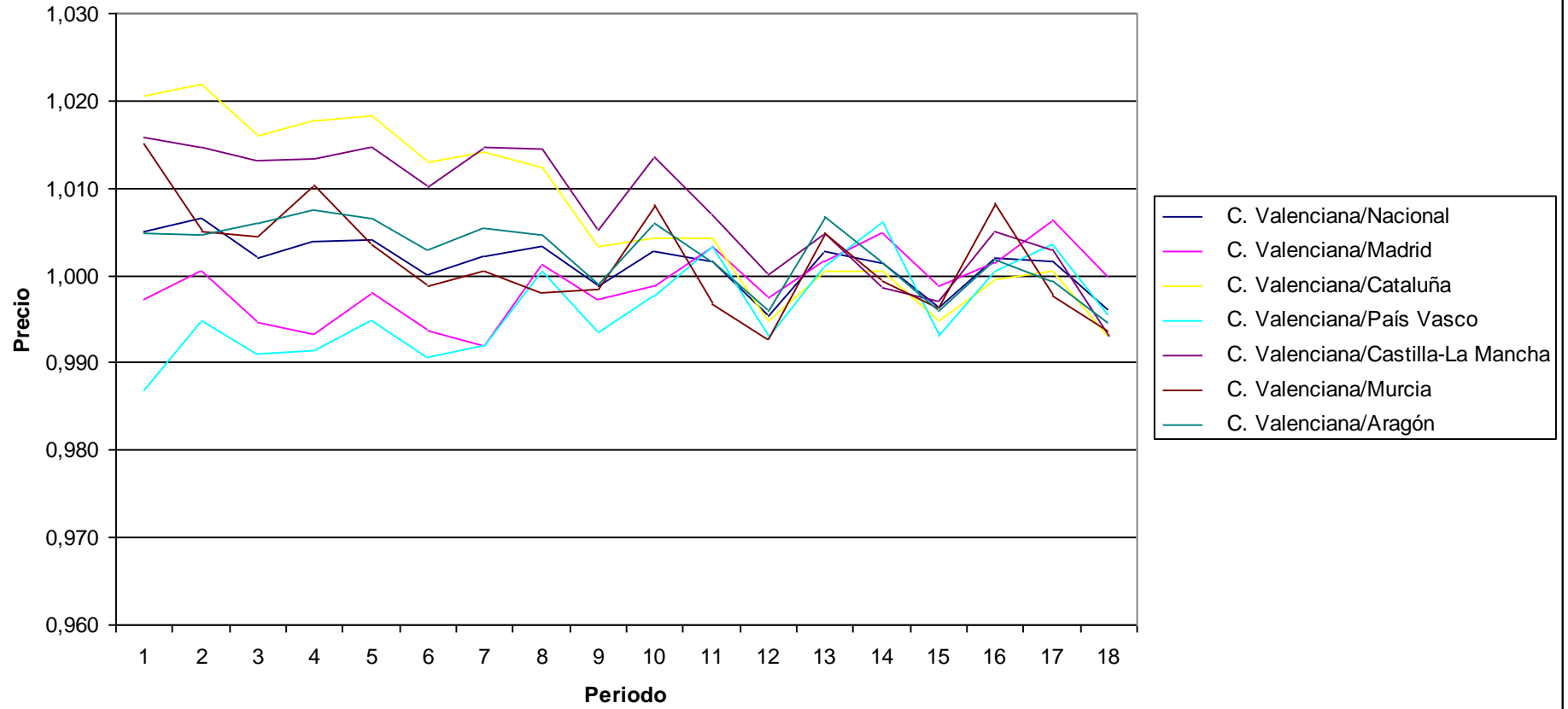
PRECIOS: Bienes industriales

Indices por comunidades autónomas de grupos especiales

Unidades:Base 2006=100

	Indice																	
	2002M01	2002M06	2002M12	2003M01	2003M06	2003M12	2004M01	2004M06	2004M12	2005M01	2005M06	2005M12	2006M01	2006M06	2006M12	2007M01	2007M06	2007M12
Nacional	88,79	91,76	92,999	91,261	93,385	93,853	91,383	95,652	96,339	93,362	98,065	99,411	97,556	101,974	100,913	98,117	102,461	104,027
Andalucía	89,399	92,409	93,46	91,629	94,197	94,399	91,605	96,295	96,376	93,147	98,46	99,326	97,199	102,203	100,966	97,863	102,548	103,778
Aragón	88,809	91,925	92,628	90,928	93,16	93,571	91,081	95,518	96,32	93,063	98,069	99,348	97,163	101,967	100,952	98,13	102,702	104,187
Asturias (Principado de)	88,128	91,903	93,334	90,79	93,67	94,397	91,657	96,298	97,256	93,493	98,586	100,402	97,484	102,225	101,154	97,616	102,613	104,23
Balears (Illes)	89,957	92,39	93,188	92,533	93,508	93,848	91,967	95,792	96,173	94,296	98,133	99,237	98,148	101,646	100,605	98,705	101,892	103,44
Canarias	92,665	94,878	94,943	93,868	95,392	95,381	93,814	97,061	97,458	95,363	98,915	99,805	98,359	101,893	100,166	98,316	101,852	103,126
Cantabria	89,347	91,642	93,124	91,326	92,984	94,05	91,667	94,821	96,375	93,378	97,352	99,499	97,633	101,441	101,233	98,585	102,48	104,839
Castilla y León	88,52	91,109	93,091	91,176	93,05	93,705	90,975	95,232	96,154	92,952	97,669	99,522	97,489	101,739	101,064	98,12	102,397	104,657
Castilla - La Mancha	87,852	91,016	91,971	90,402	92,41	92,921	90,251	94,6	95,713	92,369	97,555	98,929	97,346	102,261	100,837	97,83	102,329	104,336
Cataluña	87,436	90,373	91,722	90,022	92,087	92,647	90,309	94,794	95,894	93,226	97,812	99,457	97,773	102,076	101,056	98,352	102,594	104,332
Comunitat Valenciana	89,237	92,357	93,189	91,614	93,765	93,855	91,578	95,965	96,214	93,619	98,228	98,945	97,825	102,12	100,534	98,316	102,635	103,603
Extremadura	89,97	92,63	93,956	91,999	94,484	94,514	91,95	96,29	96,569	93,543	98,249	99,401	97,357	101,925	100,987	97,812	102,476	103,647
Galicia	87,049	90,335	92,462	90,164	92,383	93,587	90,673	95,311	96,459	92,913	97,825	99,684	97,144	102,025	101,182	97,686	102,593	104,752
Madrid (Comunidad de)	89,484	92,307	93,692	92,228	93,946	94,444	92,311	95,85	96,48	93,725	97,903	99,205	97,671	101,62	100,658	98,177	101,98	103,631
Murcia (Región de)	87,907	91,889	92,77	90,68	93,44	93,976	91,526	96,152	96,361	92,864	98,557	99,666	97,354	102,177	100,914	97,51	102,878	104,264
Navarra (Comunidad Foral de)	87,918	91,845	92,696	90,586	93,317	94,043	91,077	95,912	96,766	93,259	98,632	99,763	97,453	102,222	100,953	97,655	102,829	104,17
País Vasco	90,433	92,831	94,038	92,413	94,251	94,748	92,317	95,922	96,849	93,831	97,895	99,65	97,729	101,496	101,235	98,277	102,275	104,075
Rioja (La)	86,912	90,677	92,17	89,569	92,77	92,814	89,525	95,261	95,683	92,066	98,895	100,147	96,832	103,104	101,913	97,689	103,827	105,017
Ceuta	97,832	103,566	102,983
Melilla	97,522	102,32	103,875
C. Valenciana/Nacional	1,005	1,007	1,002	1,004	1,004	1,000	1,002	1,003	0,999	1,003	1,002	0,995	1,003	1,001	0,996	1,002	1,002	0,996
C. Valenciana/Madrid	0,997	1,001	0,995	0,993	0,998	0,994	0,992	1,001	0,997	0,999	1,003	0,997	1,002	1,005	0,999	1,001	1,006	1,000
C. Valenciana/Cataluña	1,021	1,022	1,016	1,018	1,018	1,013	1,014	1,012	1,003	1,004	1,004	0,995	1,001	1,000	0,995	1,000	1,000	0,993
C. Valenciana/País Vasco	0,987	0,995	0,991	0,991	0,995	0,991	0,992	1,000	0,993	0,998	1,003	0,993	1,001	1,006	0,993	1,000	1,004	0,995
C. Valenciana/Castilla-La Mancha	1,016	1,015	1,013	1,013	1,015	1,010	1,015	1,014	1,005	1,014	1,007	1,000	1,005	0,999	0,997	1,005	1,003	0,993
C. Valenciana/Murcia	1,015	1,005	1,005	1,010	1,003	0,999	1,001	0,998	0,998	1,008	0,997	0,993	1,005	0,999	0,996	1,008	0,998	0,994
C. Valenciana/Aragón	1,005	1,005	1,006	1,008	1,006	1,003	1,005	1,005	0,999	1,006	1,002	0,996	1,007	1,002	0,996	1,002	0,999	0,994

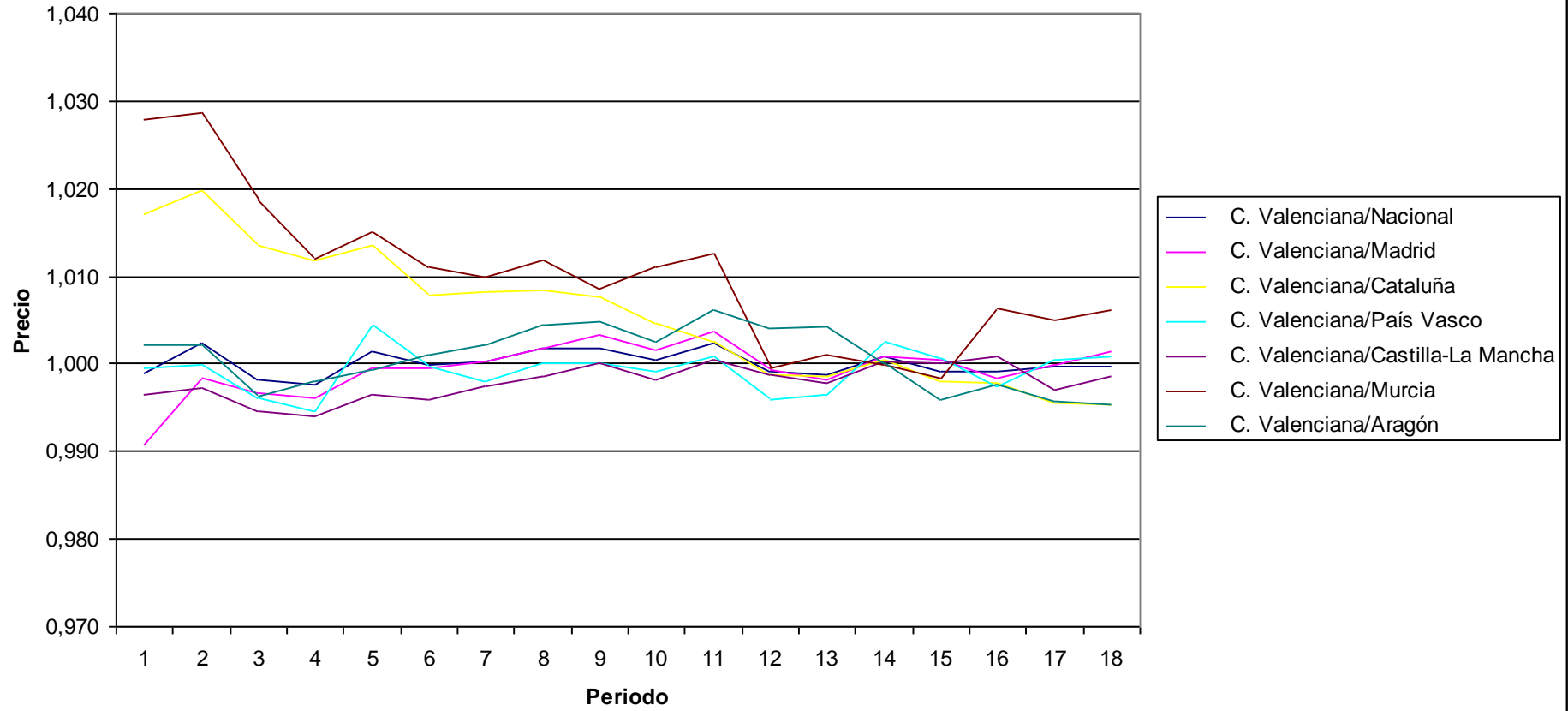
Precios: Bienes industriales



PRECIOS: Servicios sin alquiler de vivienda
Indices por comunidades autónomas de grupos especiales
 Unidades:Base 2006=100

	Indice																	
	2002M01	2002M06	2002M12	2003M01	2003M06	2003M12	2004M01	2004M06	2004M12	2005M01	2005M06	2005M12	2006M01	2006M06	2006M12	2007M01	2007M06	2007M12
Nacional	84,588	86,458	87,347	87,916	89,41	90,485	91,047	92,796	93,883	94,449	96,211	97,568	98,055	99,967	101,134	101,765	103,828	104,978
Andalucía	84,322	86,052	87,032	87,588	89,079	90,117	90,719	92,452	93,706	94,207	96,023	97,309	97,861	99,973	101,247	101,905	103,718	105,038
Aragón	84,304	86,474	87,514	87,889	89,595	90,388	90,871	92,552	93,585	94,26	95,848	97,085	97,531	100,04	101,472	101,91	104,238	105,443
Asturias (Principado de)	85,793	87,628	88,767	89,283	90,522	91,657	92,16	93,762	94,659	95,206	96,662	97,648	98,111	99,893	101,059	101,363	104,072	105,034
Balears (Illes)	84,692	86,636	87,922	88,372	89,655	90,595	91,004	92,996	94,128	94,928	96,151	97,508	98,311	100,027	101,167	102,144	103,951	104,813
Canarias	87,707	89,409	90,608	90,943	91,899	92,579	92,998	94,217	95,311	95,614	96,608	97,943	98,283	99,917	101,197	101,499	103,218	104,617
Cantabria	85,945	87,974	89,015	89,622	91,21	92,163	92,603	94,231	95,189	95,512	97,003	98,005	98,373	99,819	101,127	101,637	103,739	105,166
Castilla y León	86,248	88,104	88,686	89,098	90,388	91,136	91,53	93,24	94,085	94,542	96,478	97,679	98,112	99,996	100,996	101,548	103,634	104,664
Castilla - La Mancha	84,786	86,901	87,651	88,245	89,857	90,85	91,317	93,091	94,042	94,675	96,382	97,607	98,143	100,017	101,034	101,589	104,111	105,112
Cataluña	83,076	84,992	86,026	86,686	88,349	89,771	90,335	92,182	93,334	94,065	96,188	97,61	98,077	100,001	101,243	101,896	104,265	105,444
Comunitat Valenciana	84,493	86,664	87,184	87,713	89,538	90,477	91,076	92,965	94,042	94,498	96,431	97,482	97,936	100,044	101,05	101,668	103,8	104,954
Extremadura	86,549	88,455	89,275	89,882	91,205	92,022	92,585	94,257	95,228	95,514	96,851	97,955	98,309	99,931	101,138	101,552	103,857	105,015
Galicia	84,854	86,916	87,769	88,231	89,616	90,562	91,283	93,026	94,325	94,914	96,074	97,479	98,075	99,974	101,194	101,76	103,361	104,591
Madrid (Comunidad de)	85,283	86,809	87,477	88,05	89,58	90,52	91,055	92,798	93,725	94,348	96,07	97,541	98,122	99,951	101	101,836	103,807	104,813
Murcia (Región de)	82,203	84,252	85,591	86,666	88,209	89,48	90,177	91,885	93,244	93,469	95,226	97,537	97,827	100,061	101,21	101,034	103,282	104,308
Navarra (Comunidad Foral de)	84,504	86,253	87,733	88,291	89,855	90,932	91,29	92,951	94,313	94,565	96,343	97,909	98,011	99,816	100,898	101,095	103,216	104,725
País Vasco	84,541	86,67	87,532	88,189	89,138	90,499	91,252	92,95	94,03	94,582	96,35	97,884	98,276	99,788	100,993	101,928	103,752	104,864
Rioja (La)	84,727	86,252	87,847	88,274	89,889	90,93	91,451	93,116	94,129	94,516	95,878	97,253	97,519	99,91	101,763	101,974	104,094	105,211
Ceuta	100,777	102,368	103,068
Melilla	101,311	103,051	104,374
C. Valenciana/Nacional	0,999	1,002	0,998	0,998	1,001	1,000	1,000	1,002	1,002	1,001	1,002	0,999	0,999	1,001	0,999	0,999	1,000	1,000
C. Valenciana/Madrid	0,991	0,998	0,997	0,996	1,000	1,000	1,000	1,002	1,003	1,002	1,004	0,999	0,998	1,001	1,000	0,998	1,000	1,001
C. Valenciana/Cataluña	1,017	1,020	1,013	1,012	1,013	1,008	1,008	1,008	1,008	1,005	1,003	0,999	0,999	1,000	0,998	0,998	0,996	0,995
C. Valenciana/País Vasco	0,999	1,000	0,996	0,995	1,004	1,000	0,998	1,000	1,000	0,999	1,001	0,996	0,997	1,003	1,001	0,997	1,000	1,001
C. Valenciana/Castilla-La Mancha	0,997	0,997	0,995	0,994	0,996	0,996	0,997	0,999	1,000	0,998	1,001	0,999	0,998	1,000	1,000	1,001	0,997	0,998
C. Valenciana/Murcia	1,028	1,029	1,019	1,012	1,015	1,011	1,010	1,012	1,009	1,011	1,013	0,999	1,001	1,000	0,998	1,006	1,005	1,006
C. Valenciana/Aragón	1,002	1,002	0,996	0,998	0,999	1,001	1,002	1,004	1,005	1,003	1,006	1,004	1,004	1,000	0,996	0,998	0,996	0,995

Precios: Servicios sin alquiler de vivienda



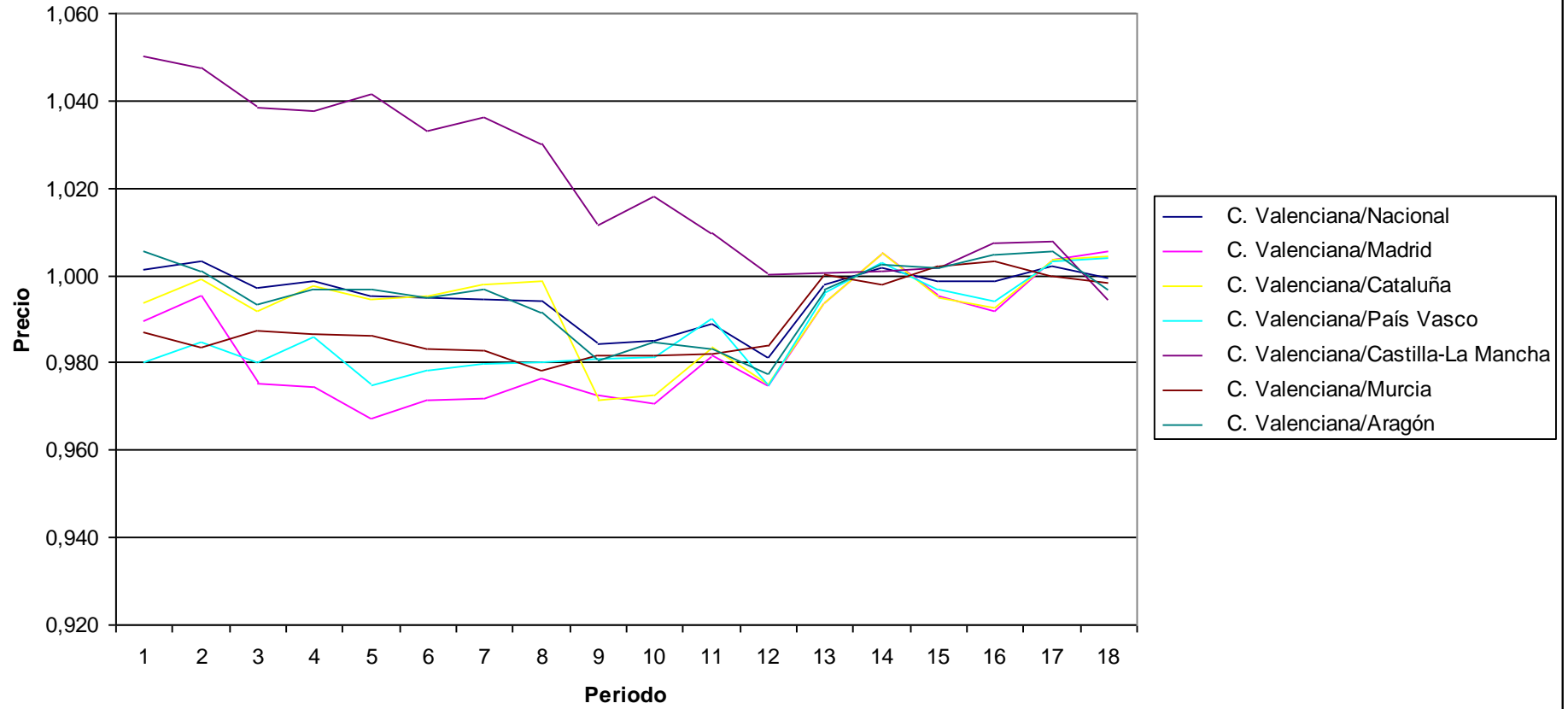
PRECIOS: Carburantes y combustibles

Indices por comunidades autónomas de grupos especiales

Unidades:Base 2006=100

	Indice																		
	2002M01	2002M06	2002M12	2003M01	2003M06	2003M12	2004M01	2004M06	2004M12	2005M01	2005M06	2005M12	2006M01	2006M06	2006M12	2007M01	2007M06	2007M12	
Nacional	72,775	75,722	75,968	77,878	74,705	75,498	75,732	81,679	82,889	81,46	90,333	93,628	96,677	103,623	95,183	93,916	102,093	108,854	
Andalucía	74,181	76,942	76,436	78,485	75,583	76,351	76,575	82,131	82,547	81,272	90,385	93,127	96,438	103,933	95,075	93,677	102,398	109,024	
Aragón	72,486	75,888	76,25	78,024	74,588	75,509	75,56	81,894	83,186	81,503	90,855	93,989	96,793	103,558	94,884	93,33	101,776	109,179	
Asturias (Principado de)	71,74	74,806	75,268	77,002	73,803	74,745	75,931	82,365	83,444	81,851	90,64	94,451	96,832	103,544	95,194	93,797	101,704	108,63	
Balears (Illes)	74,071	77,5	77,18	79,458	75,844	76,686	76,85	83,047	83,164	81,804	91,125	93,655	96,525	103,694	95,044	93,693	102,547	109,029	
Canarias	68,722	73,901	72,596	74,955	71,341	72,071	72,017	80,295	81,626	80,224	89,421	94,481	94,833	104,756	93,539	92,35	103,023	111,741	
Cantabria	72,694	75,779	75,811	77,547	74,827	75,833	75,957	81,766	82,931	81,5	90,465	94,105	96,508	103,802	95,071	93,823	102,265	108,957	
Castilla y León	71,46	74,379	75,15	77,153	73,434	74,491	74,638	80,592	82,359	80,615	89,98	93,639	96,585	103,613	95,006	93,394	101,556	109,209	
Castilla - La Mancha	69,384	72,52	72,962	74,945	71,396	72,717	72,694	78,805	80,641	78,817	88,474	91,853	96,417	103,726	94,883	93,103	101,525	109,405	
Cataluña	73,325	76,038	76,383	77,978	74,757	75,475	75,478	81,295	83,967	82,493	90,845	94,216	97,08	103,27	95,54	94,477	101,937	108,327	
Comunitat Valenciana	72,876	75,962	75,76	77,776	74,355	75,126	75,323	81,191	81,581	80,244	89,338	91,886	96,481	103,81	95,056	93,782	102,325	108,784	
Extremadura	73,032	75,662	75,448	77,413	74,822	75,877	76,048	81,296	82,028	80,689	90,03	92,854	96,297	104,019	95,126	93,817	101,878	108,562	
Galicia	70,787	73,809	73,887	75,744	72,701	73,742	75,083	81,358	82,339	80,755	90,253	93,764	96,371	103,884	94,981	93,403	101,96	109,134	
Madrid (Comunidad de)	73,649	76,319	77,673	79,8	76,863	77,348	77,504	83,14	83,881	82,677	90,996	94,249	97,083	103,274	95,494	94,538	101,938	108,171	
Murcia (Región de)	73,827	77,217	76,728	78,836	75,389	76,397	76,64	82,995	83,094	81,732	90,987	93,376	96,464	104,042	94,856	93,483	102,339	108,966	
Navarra (Comunidad Foral de)	71,11	74,486	74,851	77,03	72,92	74,05	74,31	80,788	82,401	80,66	89,994	94,45	96,689	103,645	94,901	93,373	101,614	109,184	
País Vasco	74,341	77,149	77,297	78,895	76,267	76,795	76,869	82,843	83,178	81,784	90,235	94,25	96,864	103,526	95,347	94,339	102,005	108,357	
Rioja (La)	73,526	75,782	76,705	78,107	74,904	74,817	74,691	80,751	82,637	81,204	89,502	94,222	96,896	103,299	95,566	94,485	101,808	108,576	
Ceuta	98,601	103,105	106,101
Melilla	98,697	104,221	110,073
C. Valenciana/Nacional	1,001	1,003	0,997	0,999	0,995	0,995	0,995	0,994	0,984	0,985	0,989	0,981	0,998	1,002	0,999	0,999	1,002	0,999	
C. Valenciana/Madrid	0,990	0,995	0,975	0,975	0,967	0,971	0,972	0,977	0,973	0,971	0,982	0,975	0,994	1,005	0,995	0,992	1,004	1,006	
C. Valenciana/Cataluña	0,994	0,999	0,992	0,997	0,995	0,995	0,998	0,999	0,972	0,973	0,983	0,975	0,994	1,005	0,995	0,993	1,004	1,004	
C. Valenciana/País Vasco	0,980	0,985	0,980	0,986	0,975	0,978	0,980	0,980	0,981	0,981	0,990	0,975	0,996	1,003	0,997	0,994	1,003	1,004	
C. Valenciana/Castilla-La Mancha	1,050	1,047	1,038	1,038	1,041	1,033	1,036	1,030	1,012	1,018	1,010	1,000	1,001	1,001	1,002	1,007	1,008	0,994	
C. Valenciana/Murcia	0,987	0,984	0,987	0,987	0,986	0,983	0,983	0,978	0,982	0,982	0,982	0,984	1,000	0,998	1,002	1,003	1,000	0,998	
C. Valenciana/Aragón	1,005	1,001	0,994	0,997	0,997	0,995	0,997	0,991	0,981	0,985	0,983	0,978	0,997	1,002	1,002	1,005	1,005	0,996	

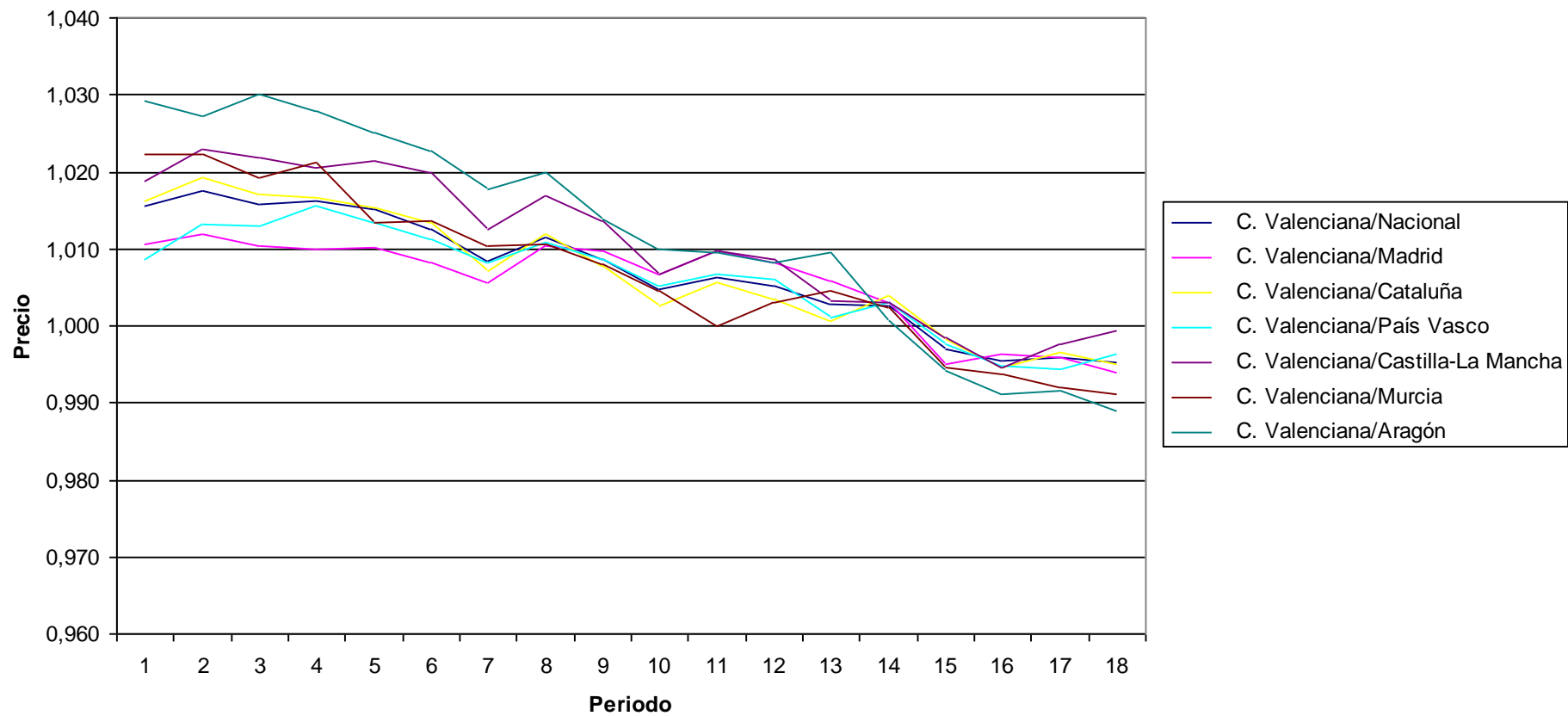
Precios: Carburantes y combustibles



PRECIOS: Bienes industriales duraderos
Indices por comunidades autónomas de grupos especiales
 Unidades:Base 2006=100

	Indice																	
	2002M01	2002M06	2002M12	2003M01	2003M06	2003M12	2004M01	2004M06	2004M12	2005M01	2005M06	2005M12	2006M01	2006M06	2006M12	2007M01	2007M06	2007M12
Nacional	97,354	98,108	97,925	97,962	98,451	97,898	97,845	98,544	98,554	98,367	98,785	99,415	99,676	100,343	100,161	100,213	100,709	99,879
Andalucía	97,142	97,975	97,872	97,827	98,382	97,944	97,853	98,537	98,603	98,297	98,788	99,272	99,483	100,451	100,278	100,254	100,73	99,854
Aragón	96,065	97,19	96,575	96,848	97,481	96,911	96,954	97,744	98,037	97,868	98,465	99,118	99,025	100,541	100,447	100,634	101,139	100,522
Asturias (Principado de)	98,449	99,02	98,831	98,821	99,109	98,506	98,561	99,205	99,315	99,027	99,783	100,141	100,297	100,211	99,928	100,052	100,721	99,759
Balears (Illes)	97,814	98,168	97,786	97,701	97,941	97,158	97,317	98,345	98,031	98,186	98,646	99,373	99,741	100,23	100,219	100,361	100,37	99,388
Canarias	98,48	98,955	98,927	98,446	99,291	98,854	98,561	99,426	99,591	99,219	99,543	100,175	100,158	100,51	99,858	99,898	100,18	98,854
Cantabria	96,79	97,167	97,164	97,053	97,499	97,557	97,672	97,952	97,753	97,479	98,826	98,793	98,958	100,185	100,515	100,017	101,023	100,912
Castilla y León	96,982	97,67	97,556	97,609	98,062	97,534	97,678	98,255	98,299	98,378	98,561	99,345	99,69	100,184	100,265	100,456	100,878	100,217
Castilla - La Mancha	97,047	97,6	97,352	97,552	97,84	97,19	97,455	98,037	98,066	98,175	98,455	99,076	99,648	100,308	100,021	100,289	100,523	99,472
Cataluña	97,283	97,954	97,803	97,934	98,429	97,816	97,967	98,502	98,635	98,588	98,847	99,599	99,903	100,218	100,049	100,3	100,649	99,907
Comunitat Valenciana	98,868	99,832	99,473	99,559	99,933	99,118	98,671	99,681	99,402	98,834	99,409	99,938	99,961	100,614	99,866	99,748	100,294	99,407
Extremadura	98,008	98,639	98,216	98,414	98,581	98,025	97,802	98,973	98,647	98,497	98,763	99,431	99,823	100,278	100,263	100,434	100,616	99,568
Galicia	94,929	95,917	95,934	95,896	96,568	96,363	96,359	97,29	97,62	97,61	98,111	98,899	99,362	100,355	100,23	100,474	101,408	100,681
Madrid (Comunidad de)	97,832	98,668	98,454	98,581	98,935	98,317	98,123	98,658	98,446	98,172	98,443	99,119	99,375	100,306	100,362	100,121	100,714	100,017
Murcia (Región de)	96,709	97,663	97,589	97,494	98,609	97,785	97,66	98,638	98,622	98,388	99,406	99,627	99,501	100,375	100,403	100,369	101,094	100,287
Navarra (Comunidad Foral de)	96,586	97,106	97,187	97,369	97,755	97,566	97,7	98,024	98,337	98,334	98,649	99,397	99,931	100,167	100,02	100,357	101,041	100,389
País Vasco	98,011	98,535	98,203	98,036	98,613	98,017	97,858	98,612	98,543	98,328	98,743	99,346	99,85	100,301	100,107	100,266	100,851	99,773
Rioja (La)	94,226	94,987	95,288	95,435	96,083	95,775	96,115	96,883	97,248	97,427	97,958	99,409	99,834	100,235	100,003	100,418	100,662	99,782
Ceuta	100,437	99,888	99,388
Melilla	100,424	100,537	99,601
C. Valenciana/Nacional	1,016	1,018	1,016	1,016	1,015	1,012	1,008	1,012	1,009	1,005	1,006	1,005	1,003	1,003	0,997	0,995	0,996	0,995
C. Valenciana/Madrid	1,011	1,012	1,010	1,010	1,010	1,008	1,006	1,010	1,010	1,007	1,010	1,008	1,006	1,003	0,995	0,996	0,996	0,994
C. Valenciana/Cataluña	1,016	1,019	1,017	1,017	1,015	1,013	1,007	1,012	1,008	1,002	1,006	1,003	1,001	1,004	0,998	0,994	0,996	0,995
C. Valenciana/País Vasco	1,009	1,013	1,013	1,016	1,013	1,011	1,008	1,011	1,009	1,005	1,007	1,006	1,001	1,003	0,998	0,995	0,994	0,996
C. Valenciana/Castilla-La Mancha	1,019	1,023	1,022	1,021	1,021	1,020	1,012	1,017	1,014	1,007	1,010	1,009	1,003	1,003	0,998	0,995	0,998	0,999
C. Valenciana/Murcia	1,022	1,022	1,019	1,021	1,013	1,014	1,010	1,011	1,008	1,005	1,000	1,003	1,005	1,002	0,995	0,994	0,992	0,991
C. Valenciana/Aragón	1,029	1,027	1,030	1,028	1,025	1,023	1,018	1,020	1,014	1,010	1,010	1,008	1,009	1,001	0,994	0,991	0,992	0,989

Precios: Bienes industriales duraderos



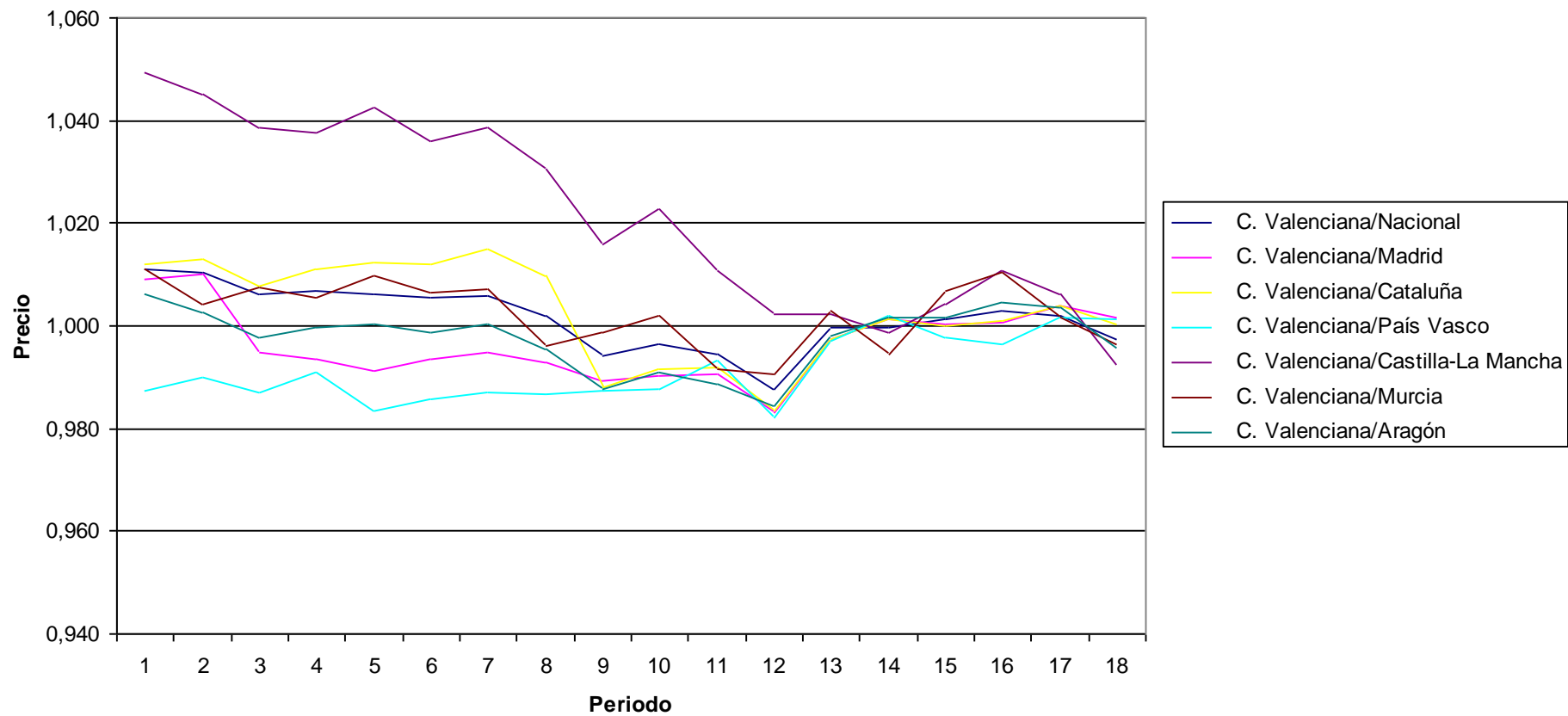
PRECIOS: Productos energéticos

Indices por comunidades autónomas de grupos especiales

Unidades:Base 2006=100

	Indice																	
	2002M01	2002M06	2002M12	2003M01	2003M06	2003M12	2004M01	2004M06	2004M12	2005M01	2005M06	2005M12	2006M01	2006M06	2006M12	2007M01	2007M06	2007M12
Nacional	77,175	79,428	79,616	81,4	78,941	79,556	80,043	84,634	85,568	84,876	91,587	94,078	97,416	102,611	96,496	96,194	102,409	107,549
Andalucía	78,71	80,747	80,374	82,248	80,074	80,649	81,159	85,294	85,603	85,102	91,76	93,763	97,319	102,731	96,553	96,241	102,682	107,576
Aragón	77,537	80,033	80,299	81,964	79,409	80,094	80,478	85,176	86,134	85,356	92,126	94,395	97,595	102,434	96,451	96,021	102,268	107,743
Asturias (Principado de)	76,192	78,569	78,927	80,579	78,069	78,808	80,028	85,06	85,904	85,065	91,777	94,687	97,512	102,581	96,466	96,073	102,065	107,315
Balears (Illes)	78,176	80,798	80,553	82,62	79,825	80,477	80,911	85,681	85,772	85,131	92,182	94,096	97,298	102,671	96,384	96,13	102,609	107,351
Canarias	74,263	78,169	77,185	79,316	76,524	77,088	77,36	83,718	84,74	84,101	90,958	94,73	96,107	103,383	95,366	95,064	103,355	110,128
Cantabria	77,088	79,455	79,479	81,129	79,016	79,798	80,199	84,685	85,585	84,888	91,678	94,434	97,288	102,748	96,409	96,057	102,614	107,811
Castilla y León	76,511	78,695	79,272	81,117	78,298	79,099	79,539	84,041	85,377	84,507	91,42	94,121	97,407	102,526	96,469	95,916	102,103	107,905
Castilla - La Mancha	74,344	76,788	77,133	78,983	76,187	77,228	77,5	82,296	83,738	82,709	90,12	92,714	97,188	102,732	96,213	95,448	101,988	108,108
Cataluña	77,083	79,229	79,501	81,047	78,465	79,041	79,311	83,968	86,106	85,296	91,842	94,484	97,645	102,452	96,623	96,387	102,231	107,238
Comunitat Valenciana	78,017	80,253	80,107	81,946	79,432	79,999	80,503	84,796	85,081	84,576	91,091	92,916	97,394	102,584	96,613	96,467	102,618	107,268
Extremadura	78,126	80,034	79,879	81,681	79,775	80,551	81,038	84,868	85,403	84,898	91,585	93,607	97,27	102,723	96,673	96,512	102,295	107,09
Galicia	75,175	77,568	77,629	79,385	76,953	77,785	79,127	84,121	84,902	84,024	91,414	94,145	97,118	102,898	96,229	95,574	102,309	107,956
Madrid (Comunidad de)	77,323	79,442	80,516	82,488	80,134	80,522	80,917	85,418	86,01	85,403	91,947	94,506	97,64	102,466	96,574	96,42	102,218	107,103
Murcia (Región de)	77,165	79,918	79,521	81,493	78,667	79,493	79,938	85,124	85,205	84,423	91,865	93,786	97,097	103,15	95,97	95,471	102,446	107,666
Navarra (Comunidad Foral de)	75,629	78,259	78,543	80,546	77,308	78,198	78,69	83,784	85,053	84,084	91,258	94,683	97,394	102,671	96,226	95,635	102,077	107,995
País Vasco	79,023	81,055	81,162	82,693	80,759	81,148	81,56	85,939	86,184	85,631	91,704	94,59	97,665	102,384	96,818	96,808	102,445	107,115
Rioja (La)	78,53	80,145	80,806	82,192	79,858	79,795	80,065	84,493	85,872	85,311	91,22	94,58	97,712	102,19	97,016	96,948	102,343	107,329
Ceuta	99,899	103,123	105,268
Melilla	100,122	104,019	108,148
C. Valenciana/Nacional	1,011	1,010	1,006	1,007	1,006	1,006	1,006	1,002	0,994	0,996	0,995	0,988	1,000	1,000	1,001	1,003	1,002	0,997
C. Valenciana/Madrid	1,009	1,010	0,995	0,993	0,991	0,994	0,995	0,993	0,989	0,990	0,991	0,983	0,997	1,001	1,000	1,000	1,004	1,002
C. Valenciana/Cataluña	1,012	1,013	1,008	1,011	1,012	1,012	1,015	1,010	0,988	0,992	0,992	0,983	0,997	1,001	1,000	1,001	1,004	1,000
C. Valenciana/País Vasco	0,987	0,990	0,987	0,991	0,984	0,986	0,987	0,987	0,987	0,988	0,993	0,982	0,997	1,002	0,998	0,996	1,002	1,001
C. Valenciana/Castilla-La Mancha	1,049	1,045	1,039	1,038	1,043	1,036	1,039	1,030	1,016	1,023	1,011	1,002	1,002	0,999	1,004	1,011	1,006	0,992
C. Valenciana/Murcia	1,011	1,004	1,007	1,006	1,010	1,006	1,007	0,996	0,999	1,002	0,992	0,991	1,003	0,995	1,007	1,010	1,002	0,996
C. Valenciana/Aragón	1,006	1,003	0,998	1,000	1,000	0,999	1,000	0,996	0,988	0,991	0,989	0,984	0,998	1,001	1,002	1,005	1,003	0,996

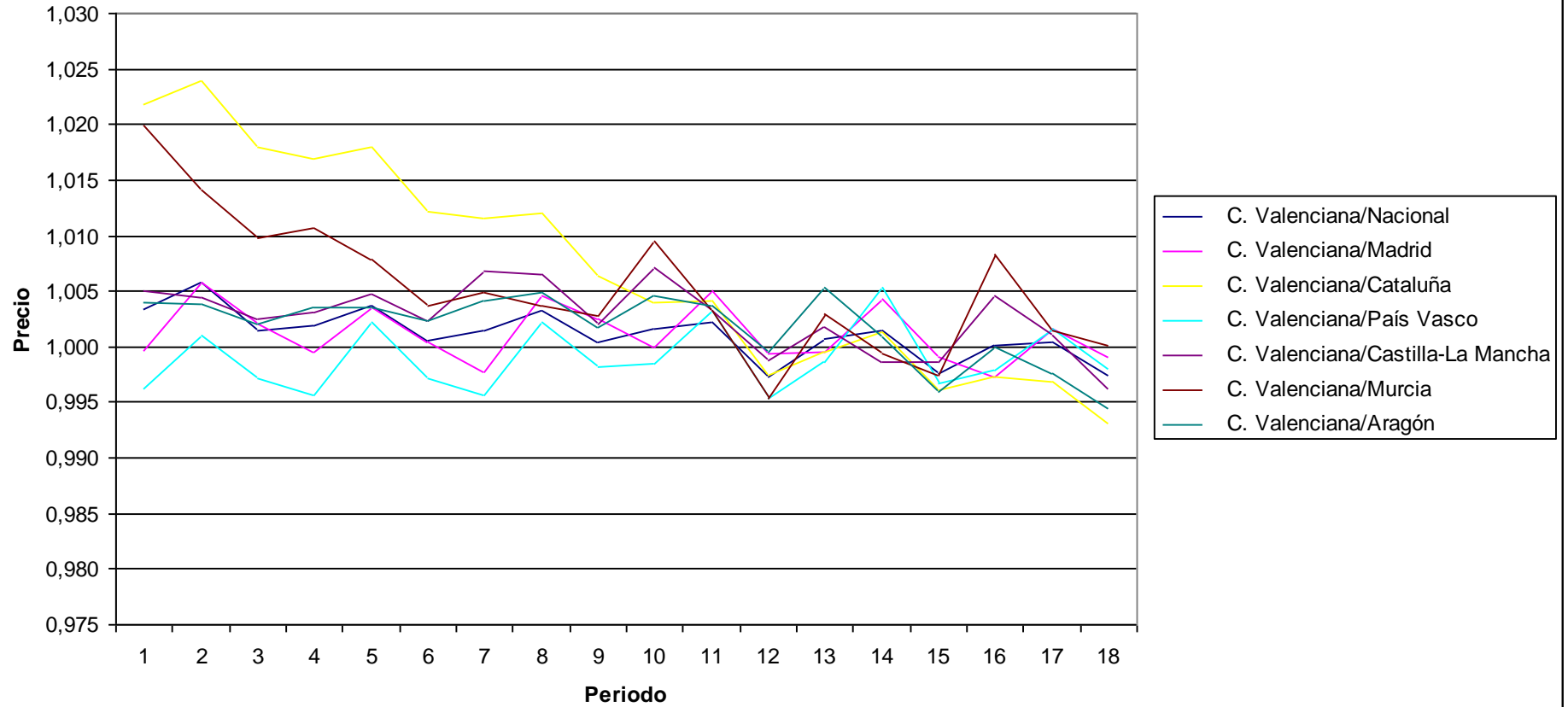
Precios: Productos energéticos



PRECIOS: General sin alimentos, bebidas y tabaco
Indices por comunidades autónomas de grupos especiales
 Unidades:Base 2006=100

	Indice																	
	2002M01	2002M06	2002M12	2003M01	2003M06	2003M12	2004M01	2004M06	2004M12	2005M01	2005M06	2005M12	2006M01	2006M06	2006M12	2007M01	2007M06	2007M12
Nacional	86,713	89,154	90,245	89,599	91,43	92,204	91,186	94,243	95,142	93,854	97,156	98,515	97,79	101,005	101,041	99,9	103,141	104,524
Andalucía	87,109	89,55	90,579	89,793	91,894	92,469	91,172	94,54	95,176	93,582	97,366	98,429	97,489	101,21	101,103	99,691	103,076	104,357
Aragón	86,661	89,329	90,201	89,455	91,438	92,04	90,942	94,086	95,017	93,572	97,007	98,29	97,338	101,059	101,207	99,926	103,444	104,832
Asturias (Principado de)	86,985	89,863	91,144	90,012	92,14	93,058	91,838	95,049	95,976	94,234	97,677	99,099	97,789	101,112	101,115	99,45	103,325	104,628
Balears (Illes)	87,296	89,491	90,576	90,443	91,596	92,251	91,521	94,428	95,193	94,603	97,167	98,392	98,223	100,846	100,894	100,412	102,886	104,103
Canarias	90,331	92,272	92,909	92,492	93,748	94,142	93,462	95,74	96,484	95,508	97,868	98,952	98,348	100,953	100,675	99,87	102,519	103,846
Cantabria	87,867	90,047	91,322	90,551	92,224	93,264	92,105	94,591	95,872	94,315	97,209	98,834	97,96	100,707	101,192	99,946	103,029	104,997
Castilla y León	87,477	89,743	91,115	90,243	91,855	92,568	91,258	94,338	95,231	93,686	97,126	98,68	97,78	100,939	101,04	99,692	102,946	104,64
Castilla - La Mancha	86,574	89,275	90,161	89,498	91,332	92,046	90,71	93,943	94,992	93,334	97,057	98,358	97,69	101,29	100,932	99,465	103,09	104,675
Cataluña	85,15	87,578	88,79	88,274	90,145	91,155	90,283	93,428	94,585	93,624	96,959	98,49	97,902	101,019	101,192	100,191	103,51	104,998
Comunitat Valenciana	87,004	89,675	90,38	89,771	91,768	92,263	91,322	94,55	95,183	94,003	97,365	98,245	97,861	101,151	100,793	99,919	103,188	104,26
Extremadura	88,522	90,854	91,97	91,059	93,064	93,409	92,141	95,381	95,984	94,325	97,655	98,785	97,751	101,091	101,051	99,46	103,043	104,225
Galicia	86,1	88,84	90,437	89,323	91,186	92,285	90,94	94,313	95,538	93,78	97,068	98,736	97,57	101,126	101,171	99,424	102,923	104,683
Madrid (Comunidad de)	87,029	89,16	90,197	89,819	91,449	92,22	91,534	94,122	94,948	94,006	96,879	98,299	97,908	100,713	100,886	100,194	103,017	104,359
Murcia (Región de)	85,309	88,435	89,508	88,818	91,055	91,92	90,879	94,206	94,92	93,126	97,055	98,702	97,57	101,218	101,053	99,101	103,033	104,253
Navarra (Comunidad Foral de)	86,385	89,323	90,458	89,541	91,747	92,64	91,189	94,573	95,665	93,86	97,583	98,91	97,711	101,12	100,939	99,288	103,021	104,434
País Vasco	87,33	89,59	90,636	90,164	91,563	92,52	91,717	94,338	95,349	94,151	97,047	98,703	97,993	100,619	101,13	100,136	103,026	104,486
Rioja (La)	85,832	88,529	90,08	88,909	91,364	91,893	90,423	94,201	94,926	93,225	97,449	98,759	97,19	101,544	101,823	99,771	103,931	105,082
Ceuta	99,335	103,029	103,062
Melilla	99,156	102,563	103,995
C. Valenciana/Nacional	1,003	1,006	1,001	1,002	1,004	1,001	1,001	1,003	1,000	1,002	1,002	0,997	1,001	1,001	0,998	1,000	1,000	0,997
C. Valenciana/Madrid	1,000	1,006	1,002	0,999	1,003	1,000	0,998	1,005	1,002	1,000	1,005	0,999	1,000	1,004	0,999	0,997	1,002	0,999
C. Valenciana/Cataluña	1,022	1,024	1,018	1,017	1,018	1,012	1,012	1,012	1,006	1,004	1,004	0,998	1,000	1,001	0,996	0,997	0,997	0,993
C. Valenciana/País Vasco	0,996	1,001	0,997	0,996	1,002	0,997	0,996	1,002	0,998	0,998	1,003	0,995	0,999	1,005	0,997	0,998	1,002	0,998
C. Valenciana/Castilla-La Mancha	1,005	1,004	1,002	1,003	1,005	1,002	1,007	1,006	1,002	1,007	1,003	0,999	1,002	0,999	0,999	1,005	1,001	0,996
C. Valenciana/Murcia	1,020	1,014	1,010	1,011	1,008	1,004	1,005	1,004	1,003	1,009	1,003	0,995	1,003	0,999	0,997	1,008	1,002	1,000
C. Valenciana/Aragón	1,004	1,004	1,002	1,004	1,004	1,002	1,004	1,005	1,002	1,005	1,004	1,000	1,005	1,001	0,996	1,000	0,998	0,995

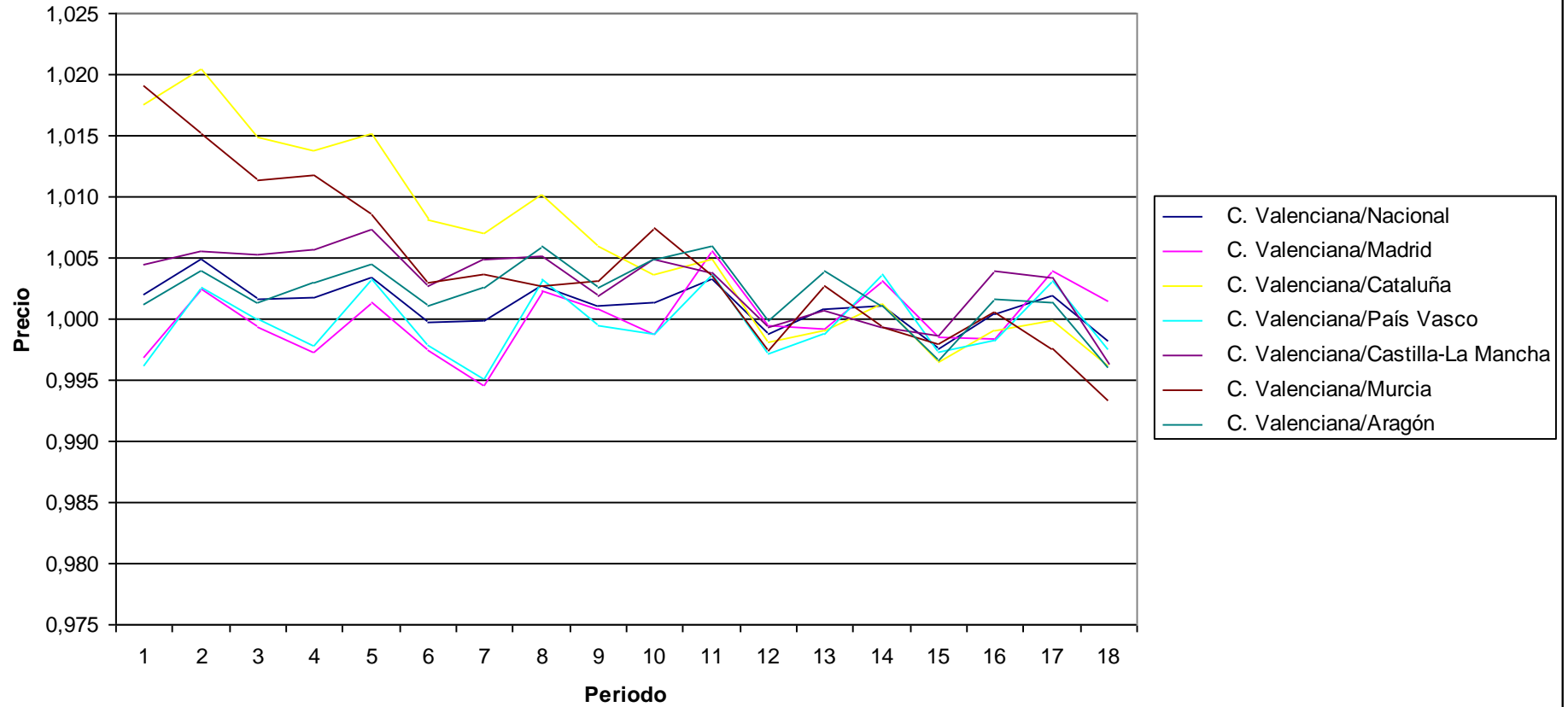
Precios: General sin alimentos, bebidas y tabaco



PRECIOS: General sin alquiler de vivienda
Indíces por comunidades autónomas de grupos especiales
 Unidades: Base 2006=100

	Indice																	
	2002M01	2002M06	2002M12	2003M01	2003M06	2003M12	2004M01	2004M06	2004M12	2005M01	2005M06	2005M12	2006M01	2006M06	2006M12	2007M01	2007M06	2007M12
Nacional	86,164	88,463	89,734	89,351	90,865	92,038	91,374	94,03	94,989	94,165	96,952	98,527	98,111	100,769	101,115	100,413	103,125	105,38
Andalucía	86,249	88,687	89,841	89,376	91,111	92,141	91,26	94,306	94,968	93,986	97,172	98,329	97,767	100,936	101,184	100,311	103,187	105,395
Aragón	86,238	88,548	89,757	89,241	90,768	91,904	91,127	93,726	94,852	93,843	96,693	98,418	97,808	100,77	101,223	100,295	103,184	105,608
Asturias (Principado de)	86,548	89,125	90,524	89,726	91,503	92,708	91,876	94,543	95,542	94,324	97,202	98,898	98,07	100,807	101,21	99,983	103,197	105,369
Balears (Illes)	86,785	88,99	90,205	90,165	91,313	92,232	91,656	94,246	94,985	94,613	96,865	98,296	98,24	100,669	101,028	100,644	103,017	104,996
Canarias	89,122	91,264	91,898	91,648	93,081	93,578	93,189	95,342	95,978	95,361	97,344	98,633	98,395	100,851	100,595	100,293	102,634	104,999
Cantabria	86,808	88,834	90,331	89,854	91,056	92,592	91,78	93,973	95,222	94,213	96,674	98,651	98,117	100,598	101,266	100,376	102,897	105,7
Castilla y León	86,706	88,704	90,26	89,708	90,942	92,156	91,268	93,937	94,978	93,99	96,784	98,534	98,02	100,695	101,179	100,332	103,029	105,736
Castilla - La Mancha	85,959	88,402	89,406	89,005	90,518	91,763	90,914	93,808	94,91	93,839	96,898	98,472	98,119	100,94	101,007	100,069	102,979	105,578
Cataluña	84,856	87,117	88,566	88,289	89,816	91,262	90,713	93,344	94,529	93,956	96,8	98,589	98,28	100,75	101,235	100,556	103,338	105,594
Comunitat Valenciana	86,344	88,895	89,881	89,507	91,173	92,008	91,356	94,287	95,093	94,297	97,269	98,401	98,19	100,878	100,875	100,459	103,323	105,174
Extremadura	88,035	90,259	91,352	90,803	92,31	93,26	92,424	95,062	95,839	94,811	97,471	98,761	98,172	100,761	101,158	100,192	103,07	105,451
Galicia	85,817	88,318	89,979	89,284	90,859	92,061	91,231	94,085	95,105	94,012	96,867	98,652	97,92	100,831	101,214	99,993	102,783	105,346
Madrid (Comunidad de)	86,615	88,685	89,939	89,747	91,048	92,25	91,851	94,077	95,018	94,416	96,739	98,453	98,266	100,567	101,032	100,624	102,92	105,011
Murcia (Región de)	84,731	87,571	88,876	88,463	90,398	91,74	91,026	94,03	94,792	93,598	96,93	98,651	97,93	100,95	101,082	100,41	103,579	105,887
Navarra (Comunidad Foral de)	86,071	88,657	89,906	89,261	91,118	92,382	91,309	94,213	95,414	94,109	97,195	98,94	98,108	100,878	100,978	99,816	102,822	105,201
País Vasco	86,675	88,671	89,881	89,697	90,875	92,212	91,807	93,979	95,14	94,418	96,914	98,676	98,309	100,517	101,147	100,635	103,008	105,439
Rioja (La)	85,425	87,638	89,348	88,555	90,551	91,475	90,533	93,455	94,501	93,434	96,784	98,65	97,68	101,126	101,73	100,299	103,64	105,739
Ceuta	100,016	102,649	104,222
Melilla	100,574	103,254	105,607
C. Valenciana/Nacional	1,002	1,005	1,002	1,002	1,003	1,000	1,000	1,003	1,001	1,001	1,003	0,999	1,001	1,001	0,998	1,000	1,002	0,998
C. Valenciana/Madrid	0,997	1,002	0,999	0,997	1,001	0,997	0,995	1,002	1,001	0,999	1,005	0,999	0,999	1,003	0,998	0,998	1,004	1,002
C. Valenciana/Cataluña	1,018	1,020	1,015	1,014	1,015	1,008	1,007	1,010	1,006	1,004	1,005	0,998	0,999	1,001	0,996	0,999	1,000	0,996
C. Valenciana/País Vasco	0,996	1,003	1,000	0,998	1,003	0,998	0,995	1,003	1,000	0,999	1,004	0,997	0,999	1,004	0,997	0,998	1,003	0,997
C. Valenciana/Castilla-La Mancha	1,004	1,006	1,005	1,006	1,007	1,003	1,005	1,005	1,002	1,005	1,004	0,999	1,001	0,999	0,999	1,004	1,003	0,996
C. Valenciana/Murcia	1,019	1,015	1,011	1,012	1,009	1,003	1,004	1,003	1,003	1,007	1,003	0,997	1,003	0,999	0,998	1,000	0,998	0,993
C. Valenciana/Aragón	1,001	1,004	1,001	1,003	1,004	1,001	1,003	1,006	1,003	1,005	1,006	1,000	1,004	1,001	0,997	1,002	1,001	0,996

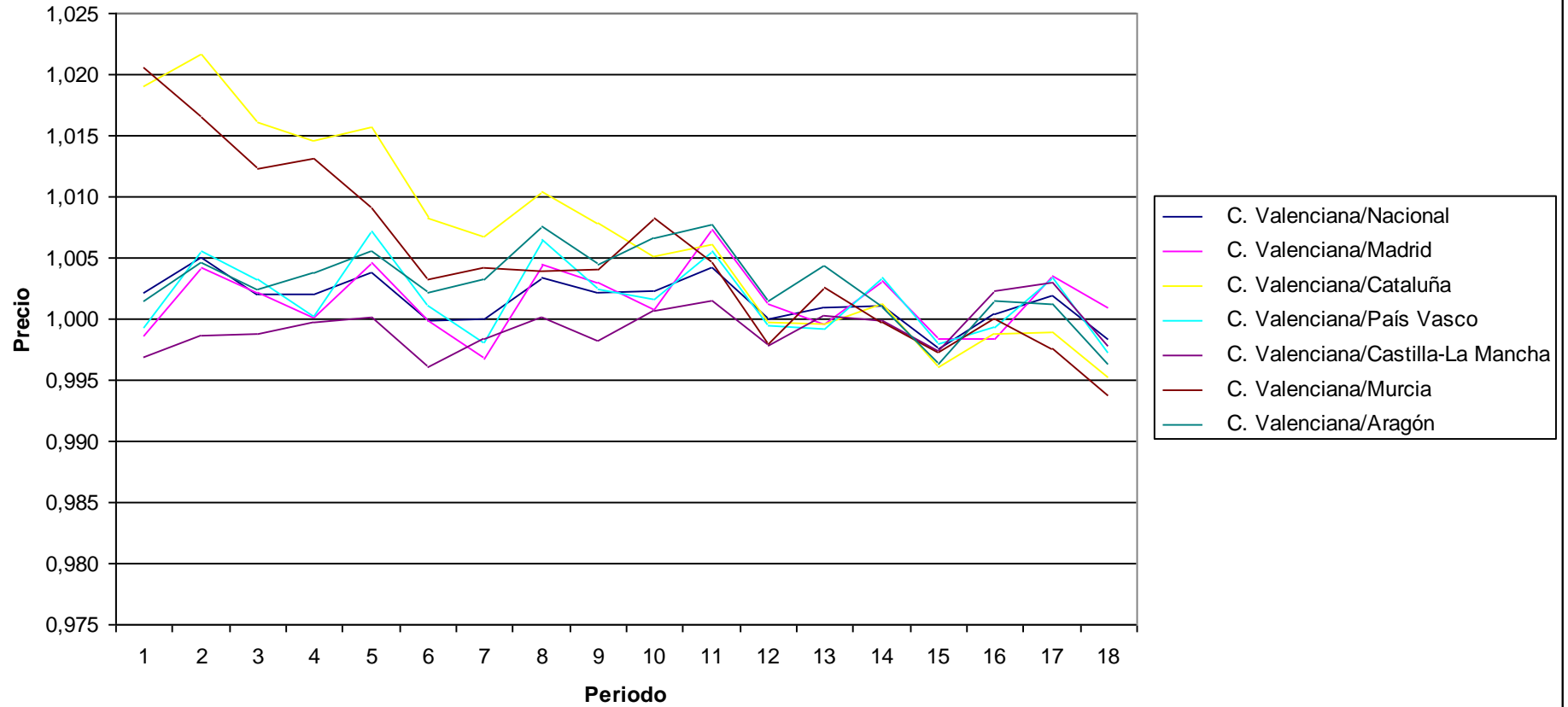
Precios: General sin alquiler de vivienda



PRECIOS: General sin carburantes ni combustibles
Indices por comunidades autónomas de grupos especiales
 Unidades:Base 2006=100

	Indice																	
	2002M01	2002M06	2002M12	2003M01	2003M06	2003M12	2004M01	2004M06	2004M12	2005M01	2005M06	2005M12	2006M01	2006M06	2006M12	2007M01	2007M06	2007M12
Nacional	87,191	89,423	90,786	90,218	92,146	93,364	92,642	94,985	95,939	95,191	97,456	98,889	98,217	100,528	101,6	100,969	103,216	105,089
Andalucía	87,132	89,528	90,818	90,158	92,278	93,334	92,377	95,183	95,901	94,963	97,664	98,707	97,866	100,694	101,656	100,843	103,235	105,087
Aragón	87,248	89,462	90,744	90,054	91,989	93,149	92,333	94,59	95,717	94,781	97,109	98,733	97,881	100,546	101,713	100,865	103,291	105,308
Asturias (Principado de)	87,809	90,332	91,798	90,78	93,016	94,245	93,24	95,533	96,52	95,359	97,753	99,251	98,177	100,569	101,706	100,516	103,324	105,082
Balears (Illes)	87,751	89,842	91,234	90,985	92,594	93,539	92,944	95,172	95,99	95,72	97,334	98,665	98,379	100,403	101,534	101,239	103,078	104,687
Canarias	90,473	92,364	93,182	92,758	94,551	95,104	94,679	96,328	96,941	96,403	97,871	98,895	98,633	100,576	101,07	100,854	102,548	104,404
Cantabria	88,002	89,936	91,537	90,872	92,474	94,063	93,186	95,034	96,272	95,324	97,21	99,004	98,251	100,311	101,769	100,934	102,89	105,323
Castilla y León	88,021	89,94	91,557	90,788	92,478	93,709	92,748	95,077	96,05	95,151	97,351	98,923	98,142	100,445	101,686	100,927	103,098	105,317
Castilla - La Mancha	87,651	90	91,071	90,422	92,478	93,708	92,786	95,293	96,314	95,341	97,721	99,098	98,284	100,655	101,607	100,776	103,099	105,144
Cataluña	85,752	87,971	89,52	89,093	91,064	92,587	92,011	94,322	95,391	94,919	97,265	98,905	98,351	100,524	101,741	101,132	103,521	105,415
Comunitat Valenciana	87,383	89,875	90,965	90,395	92,494	93,346	92,636	95,301	96,143	95,411	97,862	98,883	98,307	100,64	101,346	101,011	103,411	104,904
Extremadura	89,144	91,318	92,508	91,761	93,598	94,53	93,624	96,046	96,855	95,864	98,008	99,177	98,304	100,519	101,596	100,669	103,107	105,148
Galicia	87,129	89,557	91,354	90,443	92,446	93,662	92,648	95,152	96,189	95,168	97,417	99,049	98,063	100,566	101,713	100,551	102,805	104,919
Madrid (Comunidad de)	87,5	89,506	90,765	90,388	92,076	93,363	92,942	94,872	95,859	95,336	97,157	98,758	98,349	100,334	101,506	101,169	103,052	104,805
Murcia (Región de)	85,624	88,412	89,864	89,227	91,668	93,038	92,249	94,932	95,754	94,627	97,409	99,081	98,055	100,67	101,619	101,017	103,662	105,581
Navarra (Comunidad Foral de)	87,24	89,745	91,068	90,203	92,544	93,824	92,66	95,238	96,412	95,158	97,724	99,254	98,212	100,664	101,431	100,321	102,881	104,815
País Vasco	87,443	89,385	90,677	90,366	91,834	93,246	92,815	94,691	95,916	95,26	97,324	98,932	98,392	100,305	101,552	101,086	103,068	105,208
Rioja (La)	86,369	88,565	90,345	89,378	91,808	92,828	91,828	94,456	95,444	94,425	97,361	98,991	97,756	100,949	102,185	100,754	103,72	105,401
Ceuta	100,16	102,646	104,122
Melilla	100,647	103,105	105,201
C. Valenciana/Nacional	1,002	1,005	1,002	1,002	1,004	1,000	1,000	1,003	1,002	1,002	1,004	1,000	1,001	1,001	0,998	1,000	1,002	0,998
C. Valenciana/Madrid	0,999	1,004	1,002	1,000	1,005	1,000	0,997	1,005	1,003	1,001	1,007	1,001	1,000	1,003	0,998	0,998	1,003	1,001
C. Valenciana/Cataluña	1,019	1,022	1,016	1,015	1,016	1,008	1,007	1,010	1,008	1,005	1,006	1,000	1,000	1,001	0,996	0,999	0,999	0,995
C. Valenciana/País Vasco	0,999	1,005	1,003	1,000	1,007	1,001	0,998	1,006	1,002	1,002	1,006	1,000	0,999	1,003	0,998	0,999	1,003	0,997
C. Valenciana/Castilla-La Mancha	0,997	0,999	0,999	1,000	1,000	0,996	0,998	1,000	0,998	1,001	1,001	0,998	1,000	1,000	0,997	1,002	1,003	0,998
C. Valenciana/Murcia	1,021	1,017	1,012	1,013	1,009	1,003	1,004	1,004	1,004	1,008	1,005	0,998	1,003	1,000	0,997	1,000	0,998	0,994
C. Valenciana/Aragón	1,002	1,005	1,002	1,004	1,005	1,002	1,003	1,008	1,004	1,007	1,008	1,002	1,004	1,001	0,996	1,001	1,001	0,996

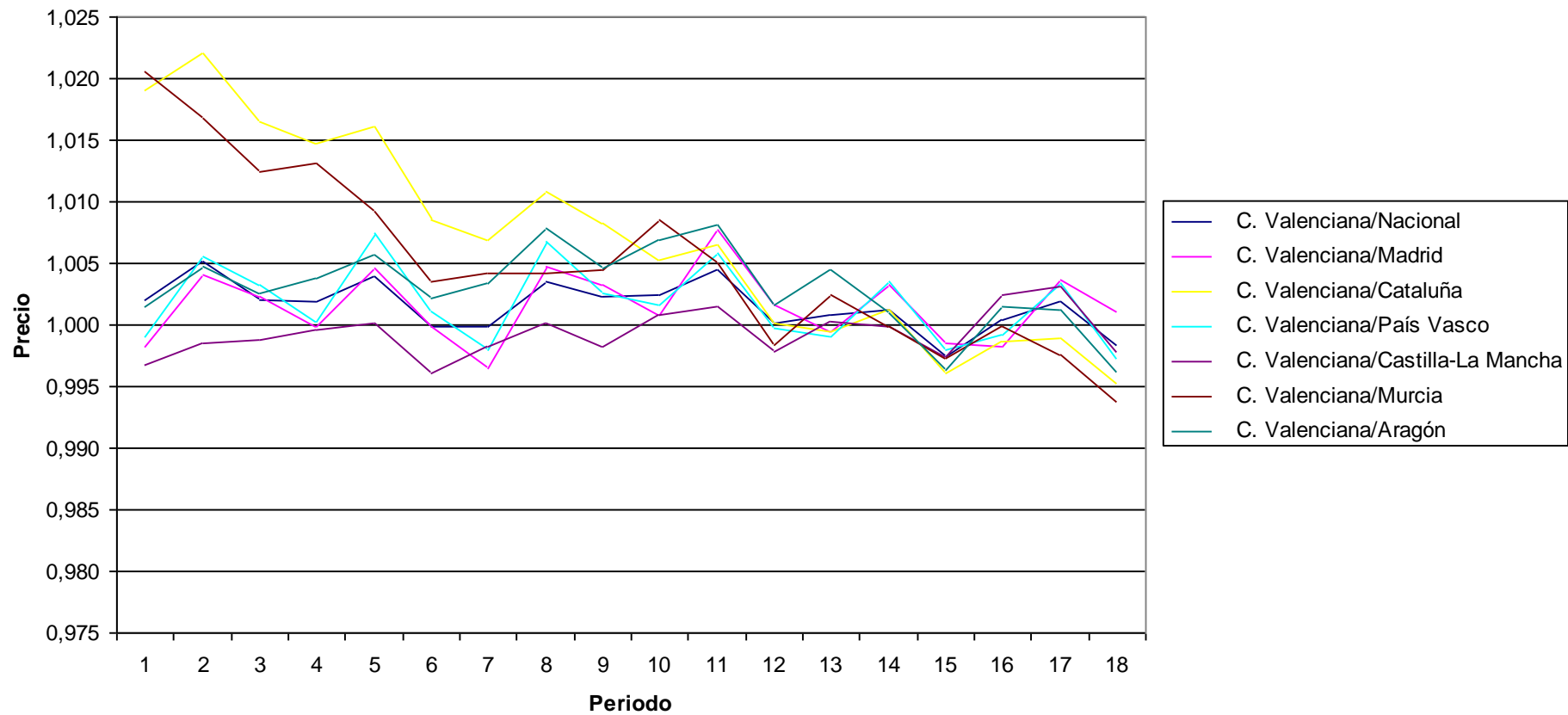
Precios: General sin carburantes ni combustibles



PRECIOS: General sin productos energéticos
Indices por comunidades autónomas de grupos especiales
 Unidades: Base 2006=100

	Indice																	
	2002M01	2002M06	2002M12	2003M01	2003M06	2003M12	2004M01	2004M06	2004M12	2005M01	2005M06	2005M12	2006M01	2006M06	2006M12	2007M01	2007M06	2007M12
Nacional	87,087	89,379	90,777	90,159	92,138	93,388	92,61	95,017	95,997	95,184	97,512	98,984	98,179	100,553	101,633	100,911	103,219	105,142
Andalucía	87,017	89,482	90,809	90,091	92,273	93,359	92,334	95,224	95,963	94,949	97,731	98,805	97,813	100,727	101,694	100,778	103,239	105,145
Aragón	87,133	89,412	90,733	89,982	91,975	93,17	92,288	94,614	95,775	94,761	97,161	98,836	97,828	100,575	101,753	100,798	103,297	105,374
Asturias (Principado de)	87,723	90,312	91,816	90,736	93,031	94,293	93,224	95,58	96,593	95,357	97,816	99,356	98,138	100,595	101,742	100,444	103,329	105,135
Balears (Illes)	87,657	89,807	91,236	90,944	92,597	93,568	92,919	95,21	96,052	95,728	97,388	98,757	98,344	100,425	101,566	101,183	103,076	104,731
Canarias	90,457	92,391	93,229	92,765	94,599	95,164	94,699	96,386	97,013	96,425	97,927	98,976	98,611	100,599	101,086	100,804	102,535	104,432
Cantabria	87,918	89,904	91,549	90,829	92,475	94,107	93,168	95,068	96,341	95,321	97,26	99,105	98,213	100,33	101,808	100,874	102,883	105,383
Castilla y León	87,927	89,904	91,57	90,737	92,478	93,747	92,715	95,116	96,12	95,142	97,412	99,033	98,096	100,472	101,727	100,861	103,098	105,385
Castilla - La Mancha	87,546	89,966	91,07	90,36	92,479	93,747	92,754	95,34	96,393	95,338	97,794	99,214	98,242	100,688	101,645	100,706	103,1	105,207
Cataluña	85,627	87,898	89,483	89,015	91,032	92,59	91,968	94,335	95,429	94,906	97,31	98,991	98,32	100,547	101,774	101,083	103,531	105,471
Comunitat Valenciana	87,262	89,835	90,96	90,328	92,495	93,374	92,597	95,35	96,22	95,41	97,943	98,999	98,263	100,674	101,378	100,946	103,421	104,961
Extremadura	89,083	91,324	92,551	91,74	93,633	94,593	93,618	96,116	96,949	95,878	98,089	99,294	98,263	100,548	101,634	100,59	103,105	105,211
Galicia	87,033	89,519	91,36	90,394	92,447	93,692	92,619	95,186	96,249	95,161	97,467	99,141	98,024	100,591	101,747	100,484	102,795	104,964
Madrid (Comunidad de)	87,419	89,47	90,757	90,341	92,067	93,383	92,922	94,896	95,905	95,334	97,196	98,835	98,32	100,35	101,531	101,123	103,05	104,843
Murcia (Región de)	85,51	88,356	89,838	89,159	91,652	93,051	92,216	94,957	95,797	94,61	97,453	99,161	98,02	100,693	101,646	100,966	103,673	105,637
Navarra (Comunidad Foral de)	87,153	89,715	91,068	90,152	92,546	93,856	92,632	95,272	96,474	95,152	97,779	99,346	98,179	100,689	101,456	100,255	102,875	104,854
País Vasco	87,342	89,337	90,664	90,309	91,817	93,268	92,787	94,716	95,976	95,255	97,378	99,032	98,357	100,325	101,585	101,033	103,069	105,265
Rioja (La)	86,217	88,483	90,32	89,279	91,787	92,84	91,763	94,478	95,499	94,392	97,427	99,112	97,693	100,994	102,245	100,681	103,742	105,476
Ceuta	100,1	102,638	104,143
Melilla	100,59	103,112	105,262
C. Valenciana/Nacional	1,002	1,005	1,002	1,002	1,004	1,000	1,000	1,004	1,002	1,002	1,004	1,000	1,001	1,001	0,997	1,000	1,002	0,998
C. Valenciana/Madrid	0,998	1,004	1,002	1,000	1,005	1,000	0,997	1,005	1,003	1,001	1,008	1,002	0,999	1,003	0,998	0,998	1,004	1,001
C. Valenciana/Cataluña	1,019	1,022	1,017	1,015	1,016	1,008	1,007	1,011	1,008	1,005	1,007	1,000	0,999	1,001	0,996	0,999	0,999	0,995
C. Valenciana/País Vasco	0,999	1,006	1,003	1,000	1,007	1,001	0,998	1,007	1,003	1,002	1,006	1,000	0,999	1,003	0,998	0,999	1,003	0,997
C. Valenciana/Castilla-La Mancha	0,997	0,999	0,999	1,000	1,000	0,996	0,998	1,000	0,998	1,001	1,002	0,998	1,000	1,000	0,997	1,002	1,003	0,998
C. Valenciana/Murcia	1,020	1,017	1,012	1,013	1,009	1,003	1,004	1,004	1,004	1,008	1,005	0,998	1,002	1,000	0,997	1,000	0,998	0,994
C. Valenciana/Aragón	1,001	1,005	1,003	1,004	1,006	1,002	1,003	1,008	1,005	1,007	1,008	1,002	1,004	1,001	0,996	1,001	1,001	0,996

Precios: General sin productos energéticos



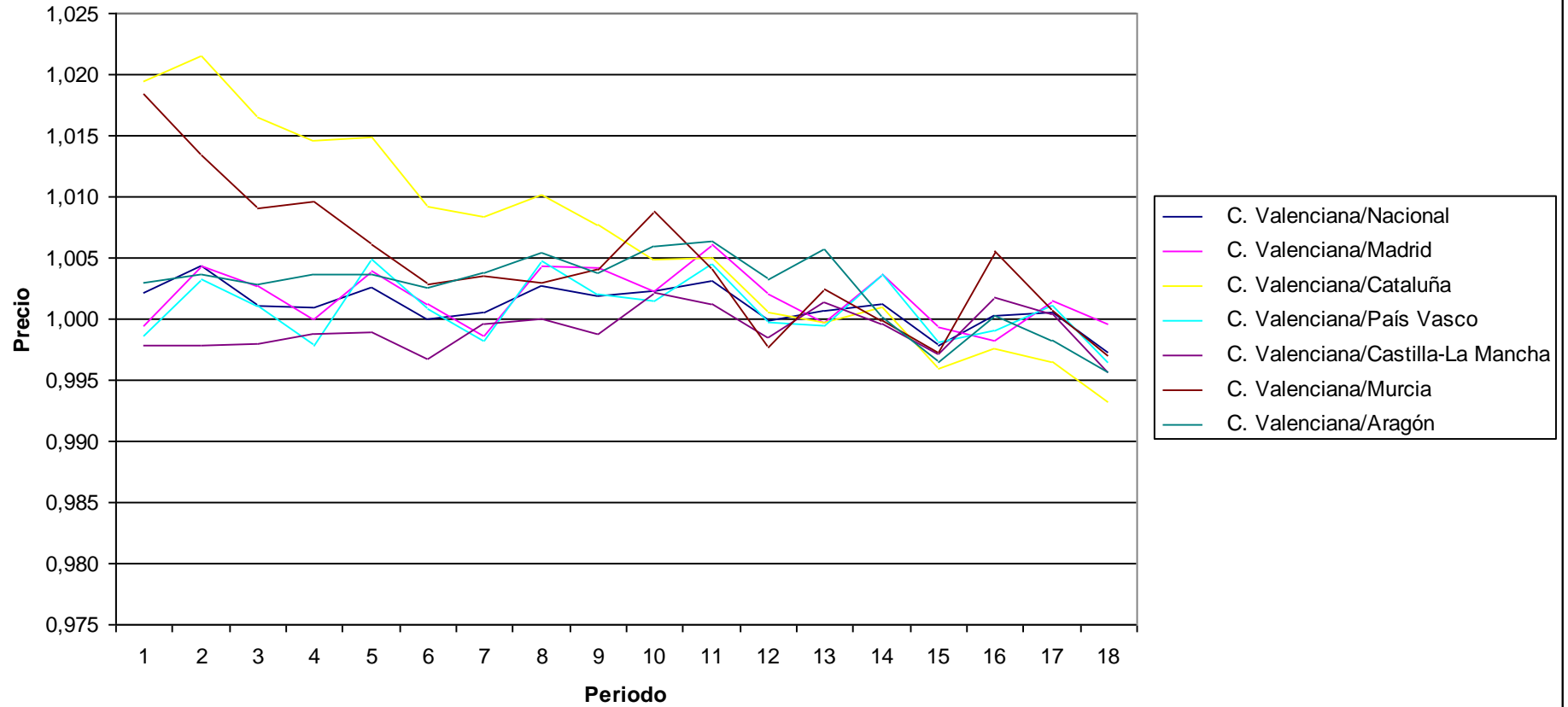
PRECIOS: General sin alimentos no elaborados ni productos energéticos

Índices por comunidades autónomas de grupos especiales

Unidades: Base 2006=100

	Índice																		
	2002M01	2002M06	2002M12	2003M01	2003M06	2003M12	2004M01	2004M06	2004M12	2005M01	2005M06	2005M12	2006M01	2006M06	2006M12	2007M01	2007M06	2007M12	
Nacional	87,709	90,071	91,205	90,481	92,692	93,506	92,59	95,304	96,215	95,214	97,729	98,995	98,003	100,69	101,459	100,666	103,115	104,817	
Andalucía	87,799	90,17	91,373	90,549	92,869	93,489	92,4	95,432	96,188	94,972	97,858	98,918	97,698	100,843	101,529	100,568	103,087	104,869	
Aragón	87,637	90,138	91,047	90,233	92,594	93,26	92,287	95,055	96,033	94,869	97,408	98,666	97,519	100,786	101,591	100,67	103,358	104,969	
Asturias (Principado de)	88,543	91,29	92,461	91,282	93,72	94,606	93,383	95,986	96,894	95,523	98,24	99,44	98,065	100,716	101,473	100,176	103,406	104,924	
Baleares (Illes)	88,299	90,37	91,616	91,279	93,045	93,714	93,039	95,476	96,319	95,949	97,644	98,838	98,296	100,558	101,388	101,038	102,895	104,357	
Canarias	90,926	92,79	93,621	93,094	94,805	95,234	94,736	96,446	97,179	96,489	97,998	98,991	98,578	100,685	100,979	100,379	102,119	103,878	
Cantabria	88,874	90,886	92,242	91,372	93,469	94,665	93,565	95,709	96,813	95,581	97,7	99,309	98,199	100,4	101,56	100,61	102,77	105,163	
Castilla y León	88,709	90,844	92,215	91,223	93,3	94,059	92,852	95,607	96,447	95,232	97,809	99,16	97,965	100,647	101,489	100,537	102,934	104,948	
Castilla - La Mancha	88,081	90,665	91,488	90,672	93,029	93,799	92,671	95,563	96,518	95,23	97,914	99,14	97,94	100,843	101,522	100,52	103,136	104,985	
Cataluña	86,214	88,56	89,826	89,264	91,565	92,648	91,86	94,606	95,657	94,968	97,537	98,928	98,106	100,713	101,644	100,945	103,533	105,233	
Comunitat Valenciana	87,896	90,466	91,306	90,565	92,926	93,501	92,635	95,568	96,396	95,436	98,031	98,986	98,073	100,806	101,237	100,7	103,172	104,514	
Extremadura	89,439	91,823	92,902	92,014	94,155	94,736	93,643	96,403	97,146	95,852	98,285	99,406	98,102	100,678	101,486	100,372	103,036	104,983	
Galicia	87,486	90,129	91,676	90,486	92,829	93,807	92,457	95,432	96,629	95,247	97,732	99,204	97,908	100,774	101,513	100,155	102,734	104,833	
Madrid (Comunidad de)	87,942	90,074	91,062	90,559	92,561	93,391	92,757	95,156	95,991	95,215	97,436	98,791	98,098	100,441	101,31	100,879	103,018	104,557	
Murcia (Región de)	86,305	89,27	90,49	89,708	92,364	93,241	92,309	95,283	96,004	94,61	97,631	99,217	97,831	100,817	101,51	100,145	103,103	104,837	
Navarra (Comunidad Foral de)	87,454	90,315	91,426	90,407	93,109	93,975	92,559	95,705	96,73	95,235	98,147	99,324	97,944	100,865	101,297	99,984	102,869	104,559	
País Vasco	88,011	90,176	91,206	90,759	92,482	93,422	92,801	95,116	96,203	95,291	97,592	99,015	98,128	100,433	101,431	100,8	103,054	104,891	
Rioja (La)	86,754	89,483	90,914	89,74	92,599	93,215	91,909	95,164	95,925	94,533	97,983	99,169	97,437	101,229	102,107	100,467	103,878	105,311	
Ceuta	99,732	102,838	103,871
Melilla	99,907	102,701	104,802
C. Valenciana/Nacional	1,002	1,004	1,001	1,001	1,003	1,000	1,000	1,003	1,002	1,002	1,003	1,000	1,001	1,001	0,998	1,000	1,001	0,997	
C. Valenciana/Madrid	0,999	1,004	1,003	1,000	1,004	1,001	0,999	1,004	1,004	1,002	1,006	1,002	1,000	1,004	0,999	0,998	1,001	1,000	
C. Valenciana/Cataluña	1,020	1,022	1,016	1,015	1,015	1,009	1,008	1,010	1,008	1,005	1,005	1,001	1,000	1,001	0,996	0,998	0,997	0,993	
C. Valenciana/País Vasco	0,999	1,003	1,001	0,998	1,005	1,001	0,998	1,005	1,002	1,002	1,004	1,000	0,999	1,004	0,998	0,999	1,001	0,996	
C. Valenciana/Castilla-La Mancha	0,998	0,998	0,998	0,999	0,999	0,997	1,000	1,000	0,999	1,002	1,001	0,998	1,001	1,000	0,997	1,002	1,000	0,996	
C. Valenciana/Murcia	1,018	1,013	1,009	1,010	1,006	1,003	1,004	1,003	1,004	1,009	1,004	0,998	1,002	1,000	0,997	1,006	1,001	0,997	
C. Valenciana/Aragón	1,003	1,004	1,003	1,004	1,004	1,003	1,004	1,005	1,004	1,006	1,006	1,003	1,006	1,000	0,997	1,000	0,998	0,996	

Precios: General sin alimentos no elaborados ni productos energéticos



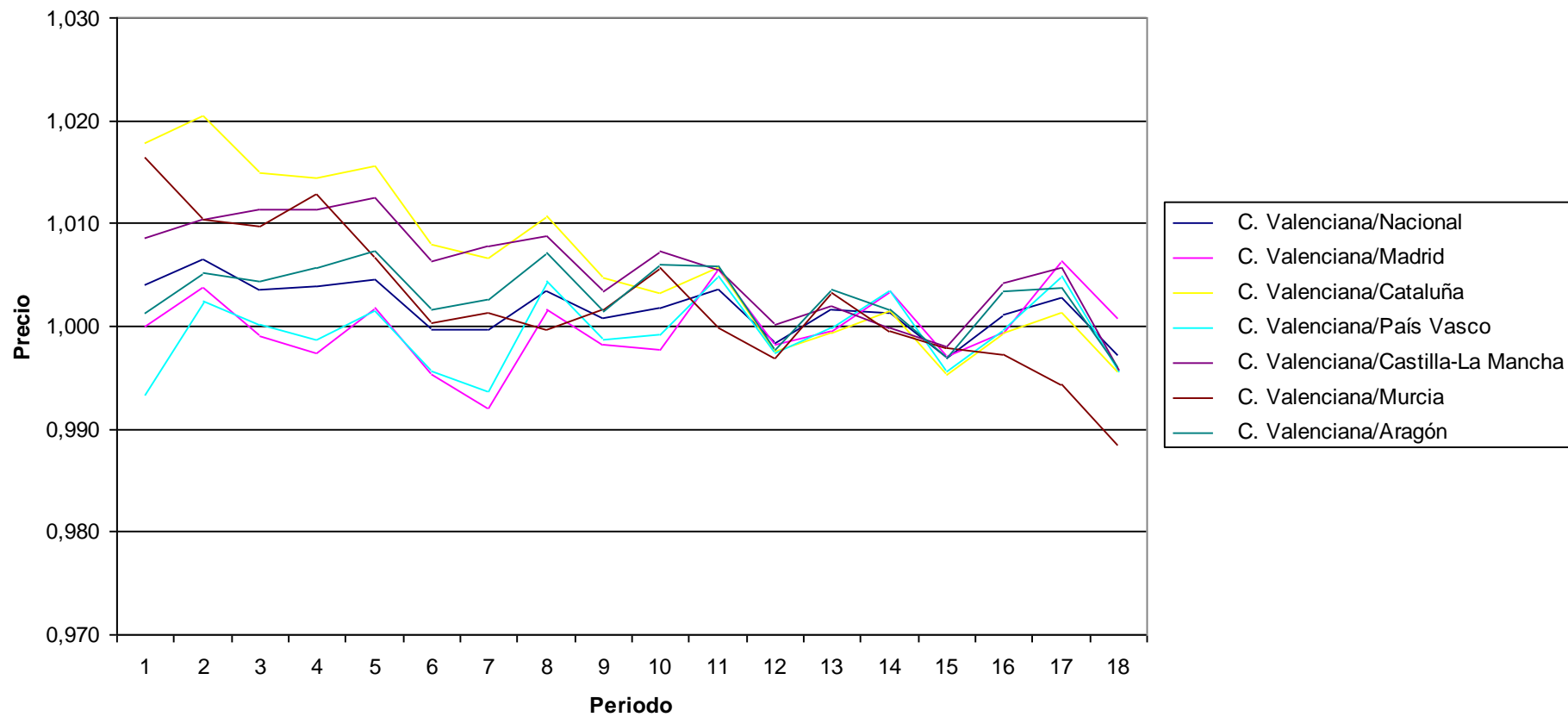
PRECIOS: General sin servicios (incluye alquiler de vivienda)

Indíces por comunidades autónomas de grupos especiales

Unidades: Base 2006=100

	Indice																	
	2002M01	2002M06	2002M12	2003M01	2003M06	2003M12	2004M01	2004M06	2004M12	2005M01	2005M06	2005M12	2006M01	2006M06	2006M12	2007M01	2007M06	2007M12
Nacional	86,861	89,357	90,828	89,987	91,519	92,759	91,502	94,591	95,511	94,024	97,303	98,989	98,13	101,162	101,129	99,76	102,797	105,621
Andalucía	87,003	89,721	90,956	90,071	91,912	92,946	91,446	95,021	95,474	93,889	97,638	98,756	97,723	101,338	101,171	99,608	102,953	105,569
Aragón	87,098	89,463	90,764	89,836	91,272	92,584	91,231	94,246	95,44	93,637	97,088	99,066	97,944	101,119	101,115	99,532	102,698	105,746
Asturias (Principado de)	86,913	89,842	91,348	89,914	91,958	93,2	91,718	94,898	95,944	93,875	97,502	99,534	98,056	101,263	101,293	99,246	102,723	105,548
Balears (Illes)	87,724	90,058	91,296	91,001	92,119	93,054	92,021	94,888	95,45	94,484	97,242	98,705	98,198	100,994	100,97	99,83	102,48	105,066
Canarias	89,712	92,004	92,444	91,958	93,584	94,098	93,321	95,849	96,314	95,309	97,711	98,965	98,471	101,252	100,356	99,777	102,4	105,207
Cantabria	87,181	89,206	90,868	89,94	91,034	92,83	91,5	93,922	95,275	93,723	96,577	98,922	98,007	100,912	101,331	99,84	102,528	105,937
Castilla y León	86,928	88,99	90,963	90,005	91,217	92,643	91,208	94,266	95,397	93,792	96,936	98,915	97,984	101,004	101,267	99,789	102,74	106,188
Castilla - La Mancha	86,464	89,014	90,134	89,336	90,804	92,147	90,773	94,094	95,26	93,512	97,122	98,823	98,11	101,313	101,006	99,447	102,499	105,776
Cataluña	85,687	88,13	89,813	89,052	90,521	91,997	90,873	93,904	95,14	93,891	97,098	99,07	98,353	101,145	101,279	99,924	102,948	105,786
Comunitat Valenciana	87,213	89,932	91,157	90,344	91,931	92,73	91,474	94,911	95,584	94,195	97,654	98,834	98,296	101,291	100,81	99,866	103,087	105,31
Extremadura	88,58	90,905	92,098	91,108	92,684	93,674	92,306	95,319	96,057	94,539	97,708	99,066	98,111	101,088	101,165	99,623	102,702	105,606
Galicia	86,247	88,896	90,887	89,735	91,387	92,697	91,235	94,528	95,449	93,69	97,215	99,155	97,874	101,185	101,206	99,237	102,542	105,659
Madrid (Comunidad de)	87,208	89,599	91,24	90,586	91,767	93,172	92,212	94,757	95,751	94,409	97,114	99,007	98,344	100,943	101,106	99,924	102,439	105,242
Murcia (Región de)	85,81	89,006	90,282	89,195	91,328	92,7	91,356	94,946	95,432	93,664	97,675	99,142	97,977	101,341	101,031	100,143	103,682	106,552
Navarra (Comunidad Foral de)	86,894	89,882	91,02	89,772	91,773	93,143	91,354	94,874	96,004	93,92	97,634	99,467	98,159	101,426	101,032	99,154	102,624	105,454
País Vasco	87,79	89,711	91,137	90,467	91,792	93,139	92,061	94,5	95,714	94,269	97,183	99,089	98,306	100,944	101,26	99,902	102,586	105,787
Rioja (La)	85,802	88,344	90,124	88,719	90,911	91,792	90,11	93,654	94,74	92,949	97,303	99,414	97,791	101,767	101,694	99,414	103,373	105,982
Ceuta	99,77	102,76	104,656
Melilla	100,164	103,154	105,859
C. Valenciana/Nacional	1,004	1,006	1,004	1,004	1,005	1,000	1,000	1,003	1,001	1,002	1,004	0,998	1,002	1,001	0,997	1,001	1,003	0,997
C. Valenciana/Madrid	1,000	1,004	0,999	0,997	1,002	0,995	0,992	1,002	0,998	0,998	1,006	0,998	1,000	1,003	0,997	0,999	1,006	1,001
C. Valenciana/Cataluña	1,018	1,020	1,015	1,015	1,016	1,008	1,007	1,011	1,005	1,003	1,006	0,998	0,999	1,001	0,995	0,999	1,001	0,996
C. Valenciana/País Vasco	0,993	1,002	1,000	0,999	1,002	0,996	0,994	1,004	0,999	0,999	1,005	0,997	1,000	1,003	0,996	1,000	1,005	0,995
C. Valenciana/Castilla-La Mancha	1,009	1,010	1,011	1,011	1,012	1,006	1,008	1,009	1,003	1,007	1,005	1,000	1,002	1,000	0,998	1,004	1,006	0,996
C. Valenciana/Murcia	1,016	1,010	1,010	1,013	1,007	1,000	1,001	1,000	1,002	1,006	1,000	0,997	1,003	1,000	0,998	0,997	0,994	0,988
C. Valenciana/Aragón	1,001	1,005	1,004	1,006	1,007	1,002	1,003	1,007	1,002	1,006	1,006	0,998	1,004	1,002	0,997	1,003	1,004	0,996

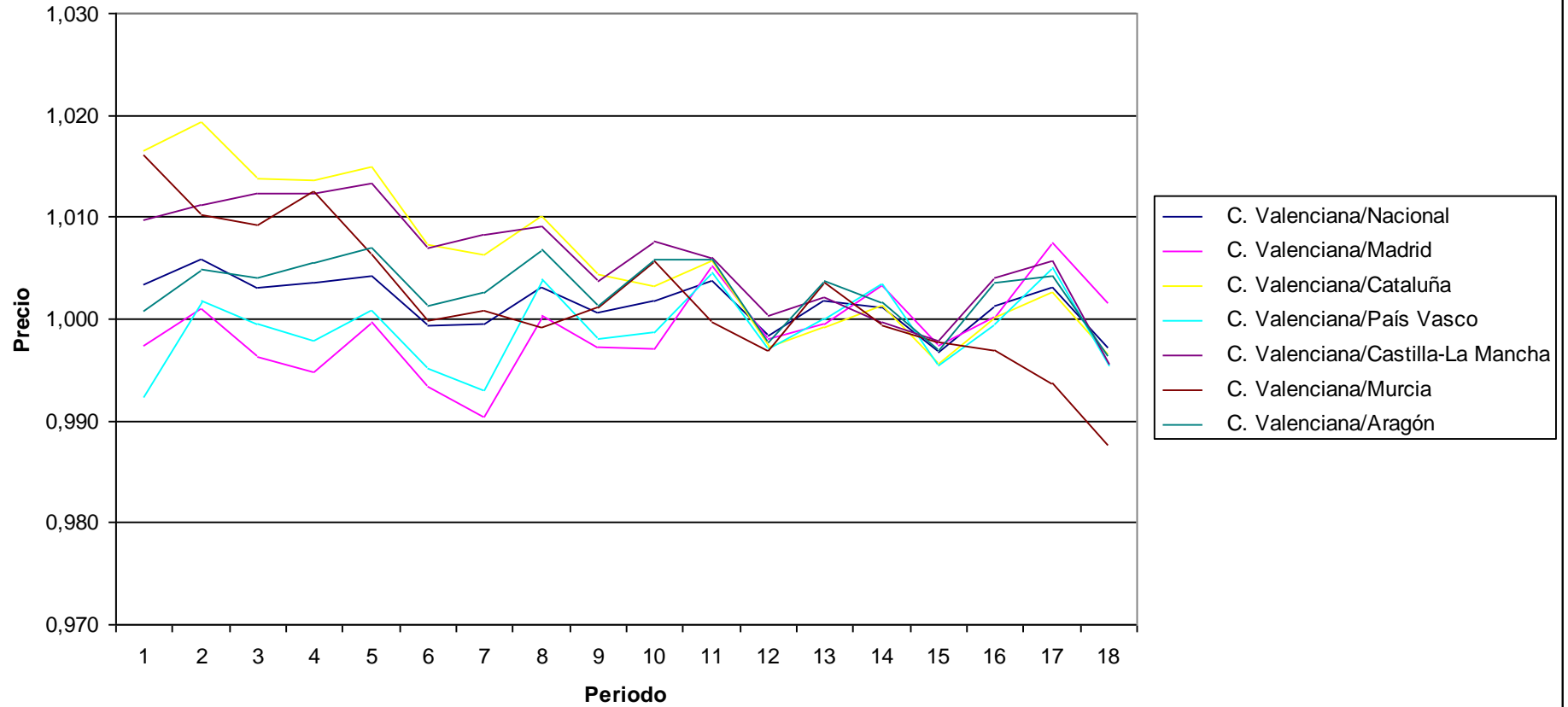
Precios: General sin servicios (incluye alquiler de vivienda)



PRECIOS: General sin servicios ni alquiler de vivienda
Indices por comunidades autónomas de grupos especiales
 Unidades: Base 2006=100

	Indice																	
	2002M01	2002M06	2002M12	2003M01	2003M06	2003M12	2004M01	2004M06	2004M12	2005M01	2005M06	2005M12	2006M01	2006M06	2006M12	2007M01	2007M06	2007M12
Nacional	86,999	89,519	90,987	90,11	91,635	92,859	91,555	94,685	95,576	94,033	97,351	99,039	98,141	101,198	101,104	99,681	102,744	105,599
Andalucía	87,104	89,85	91,08	90,169	92,011	93,038	91,504	95,128	95,529	93,903	97,685	98,786	97,725	101,368	101,156	99,554	102,936	105,567
Aragón	87,225	89,607	90,9	89,941	91,378	92,685	91,275	94,336	95,509	93,658	97,139	99,109	97,952	101,148	101,094	99,451	102,634	105,695
Asturias (Principado de)	86,965	89,917	91,447	89,98	92,03	93,272	91,751	94,967	96,019	93,895	97,504	99,566	98,048	101,295	101,291	99,19	102,692	105,554
Balears (Illes)	87,951	90,301	91,477	91,169	92,244	93,15	92,027	94,95	95,47	94,455	97,271	98,743	98,2	101,033	100,949	99,754	102,465	105,108
Canarias	89,812	92,165	92,527	92	93,659	94,071	93,291	95,895	96,31	95,251	97,709	98,976	98,451	101,316	100,296	99,677	102,345	105,216
Cantabria	87,207	89,231	90,929	89,97	91,001	92,796	91,424	93,87	95,249	93,648	96,54	98,951	97,998	100,961	101,331	99,794	102,509	105,948
Castilla y León	86,94	89,003	90,996	90,004	91,213	92,639	91,158	94,271	95,403	93,747	96,939	98,942	97,976	101,029	101,267	99,748	102,739	106,25
Castilla - La Mancha	86,465	89,045	90,154	89,336	90,809	92,158	90,754	94,122	95,287	93,498	97,127	98,848	98,109	101,342	100,995	99,397	102,479	105,785
Cataluña	85,886	88,344	90,029	89,217	90,666	92,127	90,939	94,021	95,224	93,909	97,164	99,162	98,399	101,189	101,231	99,788	102,806	105,68
Comunitat Valenciana	87,301	90,045	91,265	90,432	92,016	92,799	91,508	94,972	95,639	94,208	97,708	98,881	98,323	101,314	100,784	99,807	103,068	105,298
Extremadura	88,633	90,982	92,182	91,178	92,758	93,761	92,368	95,391	96,09	94,546	97,727	99,09	98,115	101,1	101,165	99,598	102,726	105,64
Galicia	86,257	88,946	90,95	89,757	91,414	92,727	91,223	94,56	95,459	93,643	97,226	99,176	97,852	101,213	101,223	99,204	102,525	105,683
Madrid (Comunidad de)	87,534	89,961	91,6	90,898	92,047	93,424	92,395	94,947	95,897	94,477	97,201	99,078	98,365	100,99	101,054	99,791	102,311	105,147
Murcia (Región de)	85,925	89,135	90,425	89,312	91,431	92,807	91,429	95,042	95,524	93,67	97,735	99,182	97,979	101,374	101,021	100,115	103,719	106,632
Navarra (Comunidad Foral de)	86,909	89,932	91,061	89,788	91,798	93,161	91,331	94,893	96,009	93,886	97,659	99,498	98,16	101,453	101,021	99,099	102,6	105,466
País Vasco	87,972	89,888	91,308	90,62	91,935	93,257	92,149	94,609	95,819	94,331	97,266	99,164	98,329	100,968	101,242	99,852	102,558	105,79
Rioja (La)	85,827	88,394	90,165	88,738	90,932	91,795	90,086	93,667	94,731	92,904	97,296	99,418	97,769	101,795	101,712	99,373	103,388	106,031
Ceuta	99,678	102,753	104,696
Melilla	100,2	103,275	106,062
C. Valenciana/Nacional	1,003	1,006	1,003	1,004	1,004	0,999	0,999	1,003	1,001	1,002	1,004	0,998	1,002	1,001	0,997	1,001	1,003	0,997
C. Valenciana/Madrid	0,997	1,001	0,996	0,995	1,000	0,993	0,990	1,000	0,997	0,997	1,005	0,998	1,000	1,003	0,997	1,000	1,007	1,001
C. Valenciana/Cataluña	1,016	1,019	1,014	1,014	1,015	1,007	1,006	1,010	1,004	1,003	1,006	0,997	0,999	1,001	0,996	1,000	1,003	0,996
C. Valenciana/País Vasco	0,992	1,002	1,000	0,998	1,001	0,995	0,993	1,004	0,998	0,999	1,005	0,997	1,000	1,003	0,995	1,000	1,005	0,995
C. Valenciana/Castilla-La Mancha	1,010	1,011	1,012	1,012	1,013	1,007	1,008	1,009	1,004	1,008	1,006	1,000	1,002	1,000	0,998	1,004	1,006	0,995
C. Valenciana/Murcia	1,016	1,010	1,009	1,013	1,006	1,000	1,001	0,999	1,001	1,006	1,000	0,997	1,004	0,999	0,998	0,997	0,994	0,987
C. Valenciana/Aragón	1,001	1,005	1,004	1,005	1,007	1,001	1,003	1,007	1,001	1,006	1,006	0,998	1,004	1,002	0,997	1,004	1,004	0,996

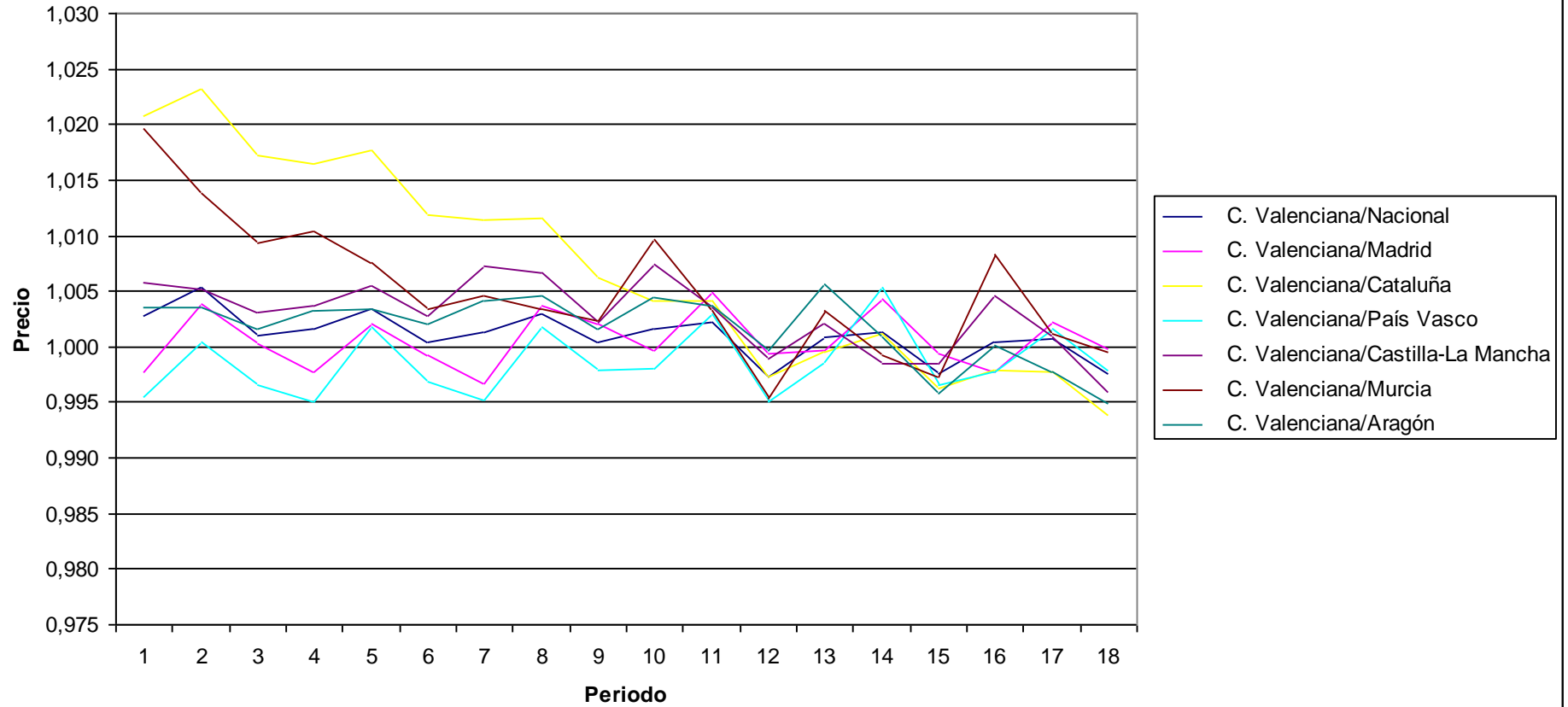
Precios: General sin servicios ni alquiler de vivienda



PRECIOS: General sin alimentos, bebidas, tabaco ni alquiler de vivienda
Indices por comunidades autónomas de grupos especiales
 Unidades: Base 2006=100

	Indice																	
	2002M01	2002M06	2002M12	2003M01	2003M06	2003M12	2004M01	2004M06	2004M12	2005M01	2005M06	2005M12	2006M01	2006M06	2006M12	2007M01	2007M06	2007M12
Nacional	86,83	89,292	90,369	89,697	91,53	92,277	91,223	94,316	95,189	93,856	97,194	98,545	97,791	101,031	101,017	99,835	103,105	104,475
Andalucía	87,21	89,672	90,693	89,883	91,99	92,549	91,223	94,635	95,223	93,589	97,407	98,452	97,486	101,236	101,088	99,642	103,062	104,331
Aragón	86,766	89,455	90,31	89,54	91,536	92,118	90,975	94,163	95,069	93,589	97,05	98,31	97,332	101,083	101,19	99,865	103,406	104,763
Asturias (Principado de)	87,032	89,93	91,229	90,072	92,207	93,119	91,87	95,114	96,044	94,259	97,682	99,117	97,777	101,137	101,109	99,407	103,311	104,615
Balears (Illes)	87,473	89,677	90,703	90,564	91,682	92,303	91,506	94,463	95,2	94,582	97,189	98,412	98,226	100,874	100,873	100,371	102,887	104,102
Canarias	90,447	92,431	93,003	92,551	93,824	94,118	93,44	95,779	96,488	95,462	97,873	98,962	98,325	100,998	100,633	99,785	102,475	103,807
Cantabria	87,91	90,095	91,392	90,597	92,226	93,244	92,051	94,562	95,865	94,261	97,193	98,859	97,95	100,746	101,188	99,905	103,025	104,98
Castilla y León	87,502	89,773	91,15	90,247	91,867	92,562	91,211	94,344	95,231	93,639	97,133	98,698	97,767	100,96	101,033	99,65	102,949	104,66
Castilla - La Mancha	86,577	89,31	90,181	89,501	91,346	92,055	90,689	93,967	95,013	93,317	97,061	98,373	97,681	101,317	100,92	99,417	103,081	104,664
Cataluña	85,299	87,738	88,934	88,383	90,252	91,232	90,316	93,508	94,633	93,628	97,009	98,545	97,923	101,051	101,148	100,087	103,412	104,877
Comunitat Valenciana	87,078	89,77	90,46	89,836	91,84	92,314	91,349	94,596	95,223	94,01	97,406	98,274	97,876	101,169	100,77	99,87	103,173	104,227
Extremadura	88,575	90,931	92,054	91,129	93,146	93,493	92,202	95,455	96,016	94,329	97,673	98,805	97,75	101,103	101,049	99,433	103,073	104,238
Galicia	86,105	88,885	90,486	89,333	91,206	92,302	90,92	94,338	95,549	93,736	97,075	98,744	97,54	101,151	101,187	99,397	102,916	104,684
Madrid (Comunidad de)	87,278	89,428	90,441	90,035	91,656	92,383	91,653	94,248	95,033	94,044	96,938	98,329	97,909	100,741	100,838	100,103	102,942	104,253
Murcia (Región de)	85,405	88,542	89,623	88,918	91,145	92,003	90,936	94,279	94,994	93,119	97,096	98,729	97,563	101,246	101,045	99,055	103,056	104,284
Navarra (Comunidad Foral de)	86,39	89,357	90,484	89,551	91,767	92,647	91,167	94,583	95,664	93,83	97,603	98,927	97,705	101,137	100,929	99,245	103,008	104,427
País Vasco	87,472	89,734	90,768	90,284	91,677	92,606	91,782	94,425	95,429	94,199	97,113	98,758	98,006	100,632	101,113	100,098	103,01	104,467
Rioja (La)	85,855	88,576	90,116	88,928	91,388	91,897	90,405	94,221	94,921	93,188	97,443	98,753	97,163	101,565	101,841	99,742	103,954	105,109
Ceuta	99,211	103,025	103,037
Melilla	99,136	102,645	104,103
C. Valenciana/Nacional	1,003	1,005	1,001	1,002	1,003	1,000	1,001	1,003	1,000	1,002	1,002	0,997	1,001	1,001	0,998	1,000	1,001	0,998
C. Valenciana/Madrid	0,998	1,004	1,000	0,998	1,002	0,999	0,997	1,004	1,002	1,000	1,005	0,999	1,000	1,004	0,999	0,998	1,002	1,000
C. Valenciana/Cataluña	1,021	1,023	1,017	1,016	1,018	1,012	1,011	1,012	1,006	1,004	1,004	0,997	1,000	1,001	0,996	0,998	0,998	0,994
C. Valenciana/País Vasco	0,995	1,000	0,997	0,995	1,002	0,997	0,995	1,002	0,998	0,998	1,003	0,995	0,999	1,005	0,997	0,998	1,002	0,998
C. Valenciana/Castilla-La Mancha	1,006	1,005	1,003	1,004	1,005	1,003	1,007	1,007	1,002	1,007	1,004	0,999	1,002	0,999	0,999	1,005	1,001	0,996
C. Valenciana/Murcia	1,020	1,014	1,009	1,010	1,008	1,003	1,005	1,003	1,002	1,010	1,003	0,995	1,003	0,999	0,997	1,008	1,001	0,999
C. Valenciana/Aragón	1,004	1,004	1,002	1,003	1,003	1,002	1,004	1,005	1,002	1,004	1,004	1,000	1,006	1,001	0,996	1,000	0,998	0,995

Precios: General sin alimentos, bebidas, tabaco ni alquiler de vivienda



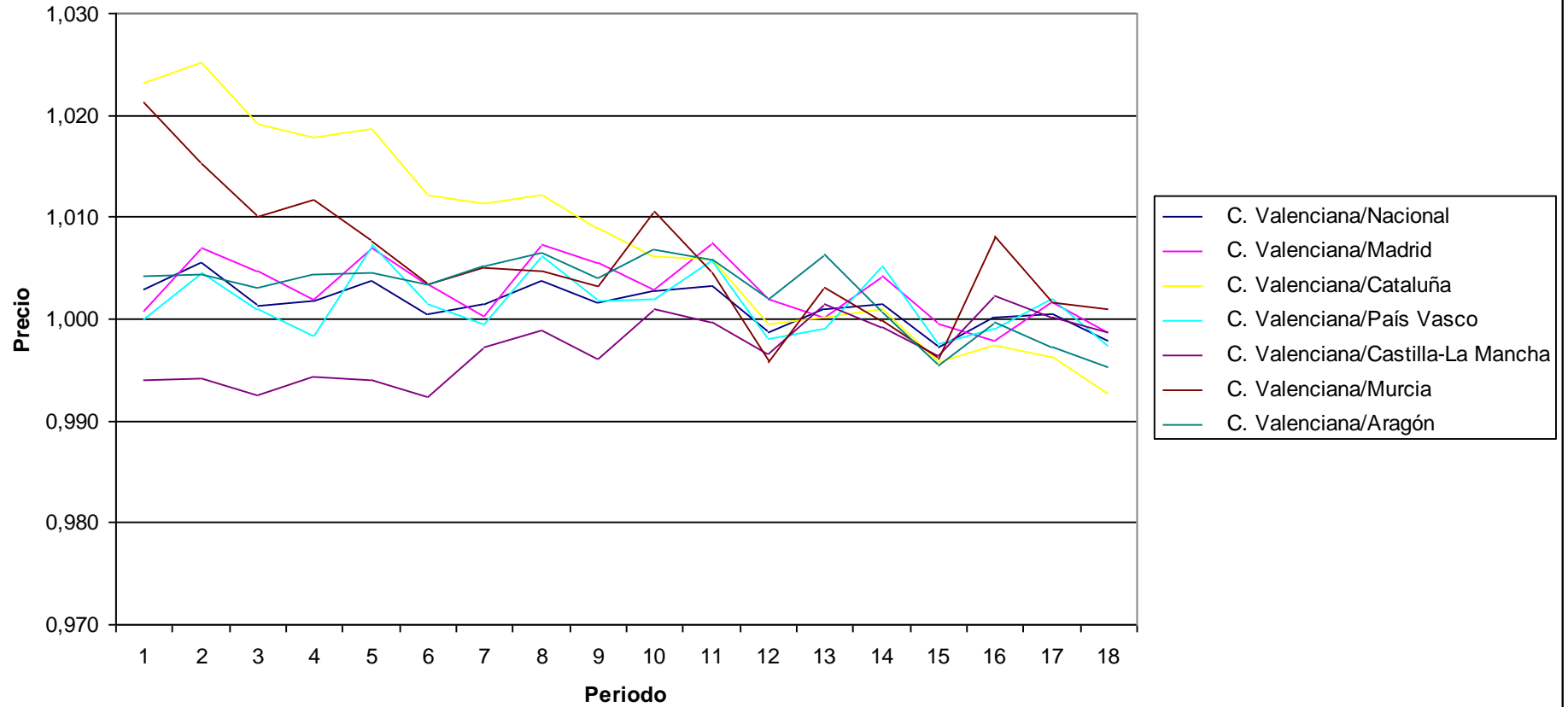
PRECIOS: General sin alimentos, bebidas, tabaco, carburantes ni combustibles

Indices por comunidades autónomas de grupos especiales

Unidades: Base 2006=100

	Indice																	
	2002M01	2002M06	2002M12	2003M01	2003M06	2003M12	2004M01	2004M06	2004M12	2005M01	2005M06	2005M12	2006M01	2006M06	2006M12	2007M01	2007M06	2007M12
Nacional	88,315	90,698	91,886	90,931	93,367	94,138	92,966	95,663	96,522	95,251	97,91	99,046	97,911	100,72	101,677	100,551	103,232	104,006
Andalucía	88,579	90,983	92,187	91,062	93,761	94,312	92,832	95,931	96,593	94,963	98,135	99,004	97,603	100,914	101,757	100,343	103,136	103,824
Aragón	88,209	90,796	91,724	90,689	93,292	93,857	92,626	95,393	96,28	94,862	97,652	98,734	97,395	100,802	101,859	100,609	103,574	104,289
Asturias (Principado de)	88,825	91,68	93,06	91,563	94,369	95,283	93,751	96,536	97,442	95,682	98,485	99,62	97,897	100,839	101,78	100,085	103,506	104,176
Balears (Illes)	88,831	90,881	92,131	91,703	93,438	94,07	93,229	95,727	96,571	96,071	97,844	98,915	98,411	100,532	101,54	101,148	102,968	103,646
Canarias	92,403	94,026	94,853	94,146	95,91	96,268	95,524	97,168	97,849	96,913	98,628	99,338	98,651	100,625	101,29	100,525	102,347	102,913
Cantabria	89,668	91,737	93,163	92,076	94,301	95,344	94,024	96,083	97,376	95,805	97,976	99,361	98,122	100,362	101,874	100,63	103,014	104,367
Castilla y León	89,459	91,642	93,09	91,841	94,15	94,818	93,315	96,006	96,781	95,261	97,969	99,264	97,918	100,629	101,738	100,425	103,04	103,959
Castilla - La Mancha	89,104	91,738	92,689	91,613	94,287	94,904	93,362	96,128	97,048	95,416	98,262	99,257	97,867	100,953	101,769	100,348	103,27	103,935
Cataluña	86,566	88,961	90,275	89,496	92,001	93,047	92,064	94,861	95,822	94,923	97,66	98,972	97,995	100,765	101,831	100,837	103,666	104,576
Comunitat Valenciana	88,575	91,198	92,005	91,088	93,719	94,181	93,106	96,015	96,676	95,514	98,229	98,922	98,008	100,868	101,403	100,572	103,287	103,792
Extremadura	90,257	92,553	93,822	92,568	95,12	95,379	93,942	96,937	97,523	95,829	98,477	99,415	97,905	100,78	101,68	100,058	103,122	103,668
Galicia	88,006	90,71	92,499	90,992	93,504	94,608	92,905	95,88	97,136	95,357	97,875	99,314	97,709	100,805	101,891	100,124	102,968	104,029
Madrid (Comunidad de)	88,501	90,573	91,574	90,907	93,064	93,867	93,083	95,312	96,147	95,234	97,505	98,722	97,994	100,445	101,449	100,785	103,117	103,935
Murcia (Región de)	86,731	89,825	91,091	90,039	93,01	93,856	92,647	95,571	96,365	94,517	97,783	99,337	97,702	100,882	101,793	99,771	103,119	103,697
Navarra (Comunidad Foral de)	87,959	90,853	92,066	90,817	93,701	94,568	92,928	95,963	96,996	95,184	98,331	99,337	97,808	100,878	101,516	99,853	103,099	103,847
País Vasco	88,578	90,786	91,918	91,238	93,042	94,041	93,148	95,425	96,504	95,324	97,682	99,108	98,096	100,354	101,656	100,664	103,092	104,079
Rioja (La)	87,224	89,97	91,591	90,119	93,235	93,836	92,205	95,7	96,282	94,551	98,313	99,238	97,221	101,359	102,483	100,318	104,1	104,585
Ceuta	99,409	103,039	102,837
Melilla	99,209	102,435	103,488
C. Valenciana/Nacional	1,003	1,006	1,001	1,002	1,004	1,000	1,002	1,004	1,002	1,003	1,003	0,999	1,001	1,001	0,997	1,000	1,001	0,998
C. Valenciana/Madrid	1,001	1,007	1,005	1,002	1,007	1,003	1,000	1,007	1,006	1,003	1,007	1,002	1,000	1,004	1,000	0,998	1,002	0,999
C. Valenciana/Cataluña	1,023	1,025	1,019	1,018	1,019	1,012	1,011	1,012	1,009	1,006	1,006	0,999	1,000	1,001	0,996	0,997	0,996	0,993
C. Valenciana/País Vasco	1,000	1,005	1,001	0,998	1,007	1,001	1,000	1,006	1,002	1,002	1,006	0,998	0,999	1,005	0,998	0,999	1,002	0,997
C. Valenciana/Castilla-La Mancha	0,994	0,994	0,993	0,994	0,994	0,992	0,997	0,999	0,996	1,001	1,000	0,997	1,001	0,999	0,996	1,002	1,000	0,999
C. Valenciana/Murcia	1,021	1,015	1,010	1,012	1,008	1,003	1,005	1,005	1,003	1,011	1,005	0,996	1,003	1,000	0,996	1,008	1,002	1,001
C. Valenciana/Aragón	1,004	1,004	1,003	1,004	1,005	1,003	1,005	1,007	1,004	1,007	1,006	1,002	1,006	1,001	0,996	1,000	0,997	0,995

Precios: General sin alimentos, bebidas, tabaco, carburantes ni combustibles



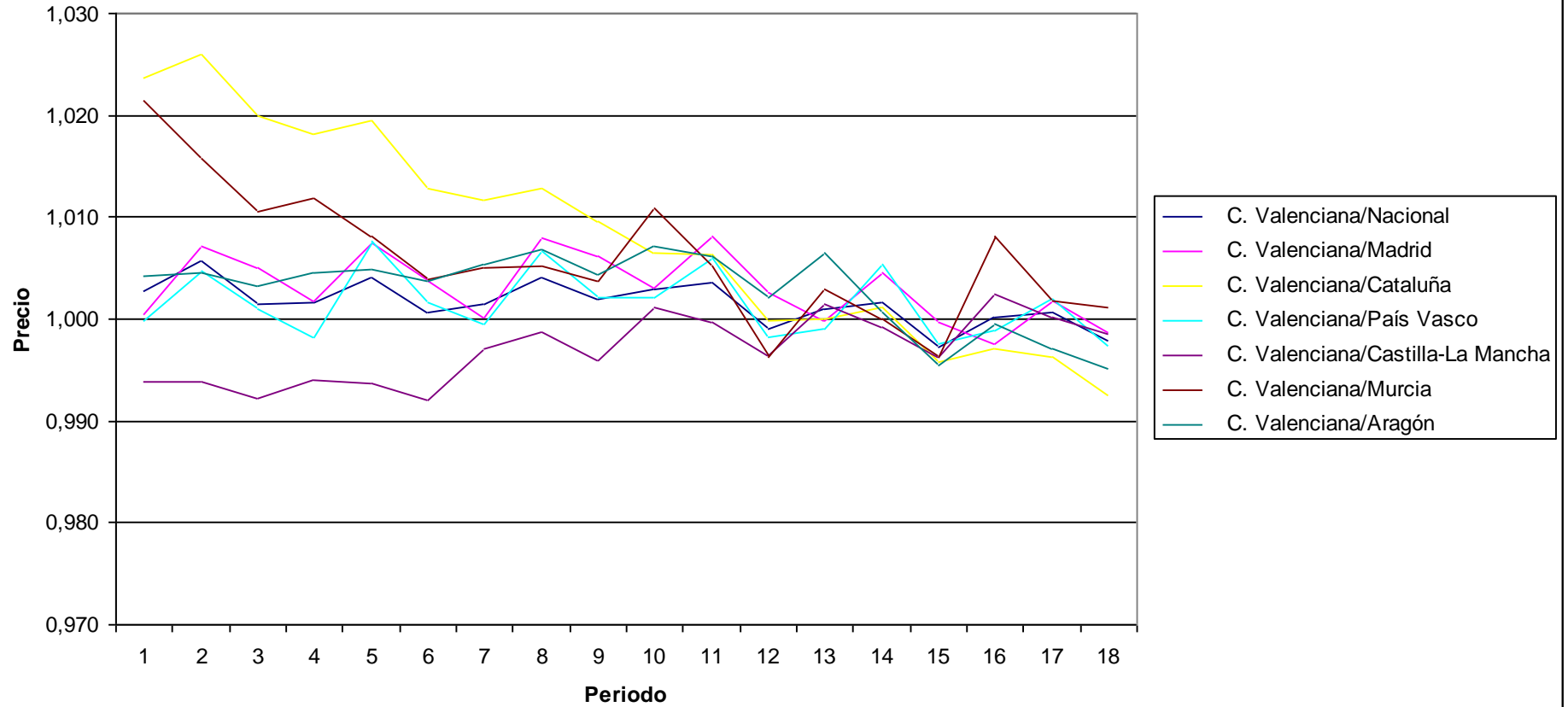
PRECIOS: General sin alimentos, bebidas, tabaco ni productos energéticos

Indices por comunidades autónomas de grupos especiales

Unidades:Base 2006=100

	Indice																	
	2002M01	2002M06	2002M12	2003M01	2003M06	2003M12	2004M01	2004M06	2004M12	2005M01	2005M06	2005M12	2006M01	2006M06	2006M12	2007M01	2007M06	2007M12
Nacional	88,211	90,682	91,914	90,874	93,401	94,2	92,933	95,732	96,624	95,243	98,004	99,184	97,847	100,762	101,726	100,456	103,237	104,039
Andalucía	88,471	90,977	92,232	91,003	93,816	94,391	92,788	96,022	96,714	94,941	98,253	99,161	97,516	100,971	101,817	100,232	103,139	103,856
Aragón	88,088	90,782	91,748	90,616	93,326	93,915	92,575	95,46	96,385	94,837	97,747	98,876	97,3	100,853	101,921	100,507	103,594	104,338
Asturias (Principado de)	88,743	91,702	93,132	91,531	94,44	95,388	93,747	96,638	97,578	95,69	98,6	99,779	97,832	100,886	101,832	99,971	103,52	104,215
Balears (Illes)	88,744	90,871	92,168	91,673	93,474	94,129	93,205	95,799	96,676	96,094	97,936	99,049	98,365	100,567	101,584	101,07	102,961	103,665
Canarias	92,442	94,119	94,973	94,199	96,021	96,39	95,577	97,276	97,979	96,959	98,731	99,464	98,62	100,658	101,319	100,446	102,324	102,907
Cantabria	89,612	91,761	93,241	92,062	94,372	95,454	94,031	96,171	97,515	95,818	98,075	99,515	98,064	100,391	101,932	100,532	103,009	104,414
Castilla y León	89,385	91,665	93,176	91,814	94,225	94,922	93,291	96,103	96,914	95,251	98,084	99,437	97,842	100,675	101,799	100,309	103,038	103,997
Castilla - La Mancha	89,014	91,766	92,76	91,576	94,37	95,015	93,339	96,234	97,197	95,414	98,393	99,434	97,786	101,015	101,832	100,227	103,278	103,973
Cataluña	86,419	88,891	90,247	89,4	91,986	93,065	92,005	94,896	95,889	94,905	97,735	99,092	97,94	100,804	101,879	100,759	103,684	104,624
Comunitat Valenciana	88,46	91,2	92,044	91,026	93,776	94,258	93,072	96,115	96,806	95,516	98,357	99,082	97,935	100,926	101,45	100,465	103,296	103,823
Extremadura	90,218	92,618	93,945	92,573	95,242	95,512	93,945	97,08	97,694	95,845	98,618	99,6	97,827	100,834	101,74	99,909	103,119	103,691
Galicia	87,899	90,697	92,548	90,941	93,541	94,684	92,871	95,954	97,255	95,353	97,964	99,455	97,641	100,848	101,945	100,014	102,962	104,061
Madrid (Comunidad de)	88,422	90,556	91,587	90,86	93,081	93,908	93,06	95,357	96,217	95,227	97,568	98,822	97,945	100,471	101,481	100,713	103,117	103,959
Murcia (Región de)	86,602	89,787	91,09	89,968	93,028	93,898	92,611	95,625	96,444	94,488	97,856	99,459	97,643	100,921	101,836	99,657	103,116	103,712
Navarra (Comunidad Foral de)	87,866	90,846	92,096	90,769	93,74	94,633	92,9	96,029	97,095	95,175	98,422	99,46	97,752	100,918	101,552	99,751	103,098	103,869
País Vasco	88,481	90,773	91,948	91,191	93,064	94,101	93,121	95,487	96,608	95,319	97,769	99,252	98,037	100,383	101,705	100,578	103,094	104,117
Rioja (La)	87,047	89,918	91,613	90,012	93,271	93,9	92,128	95,788	96,398	94,507	98,45	99,419	97,108	101,442	102,582	100,198	104,149	104,656
Ceuta	99,29	103,038	102,829
Melilla	99,077	102,424	103,515
C. Valenciana/Nacional	1,003	1,006	1,001	1,002	1,004	1,001	1,001	1,004	1,002	1,003	1,004	0,999	1,001	1,002	0,997	1,000	1,001	0,998
C. Valenciana/Madrid	1,000	1,007	1,005	1,002	1,007	1,004	1,000	1,008	1,006	1,003	1,008	1,003	1,000	1,005	1,000	0,998	1,002	0,999
C. Valenciana/Cataluña	1,024	1,026	1,020	1,018	1,019	1,013	1,012	1,013	1,010	1,006	1,006	1,000	1,000	1,001	0,996	0,997	0,996	0,992
C. Valenciana/País Vasco	1,000	1,005	1,001	0,998	1,008	1,002	0,999	1,007	1,002	1,002	1,006	0,998	0,999	1,005	0,997	0,999	1,002	0,997
C. Valenciana/Castilla-La Mancha	0,994	0,994	0,992	0,994	0,994	0,992	0,997	0,999	0,996	1,001	1,000	0,996	1,002	0,999	0,996	1,002	1,000	0,999
C. Valenciana/Murcia	1,021	1,016	1,010	1,012	1,008	1,004	1,005	1,005	1,004	1,011	1,005	0,996	1,003	1,000	0,996	1,008	1,002	1,001
C. Valenciana/Aragón	1,004	1,005	1,003	1,005	1,005	1,004	1,005	1,007	1,004	1,007	1,006	1,002	1,007	1,001	0,995	1,000	0,997	0,995

Precios: General sin alimentos, bebidas, tabaco ni productos energéticos



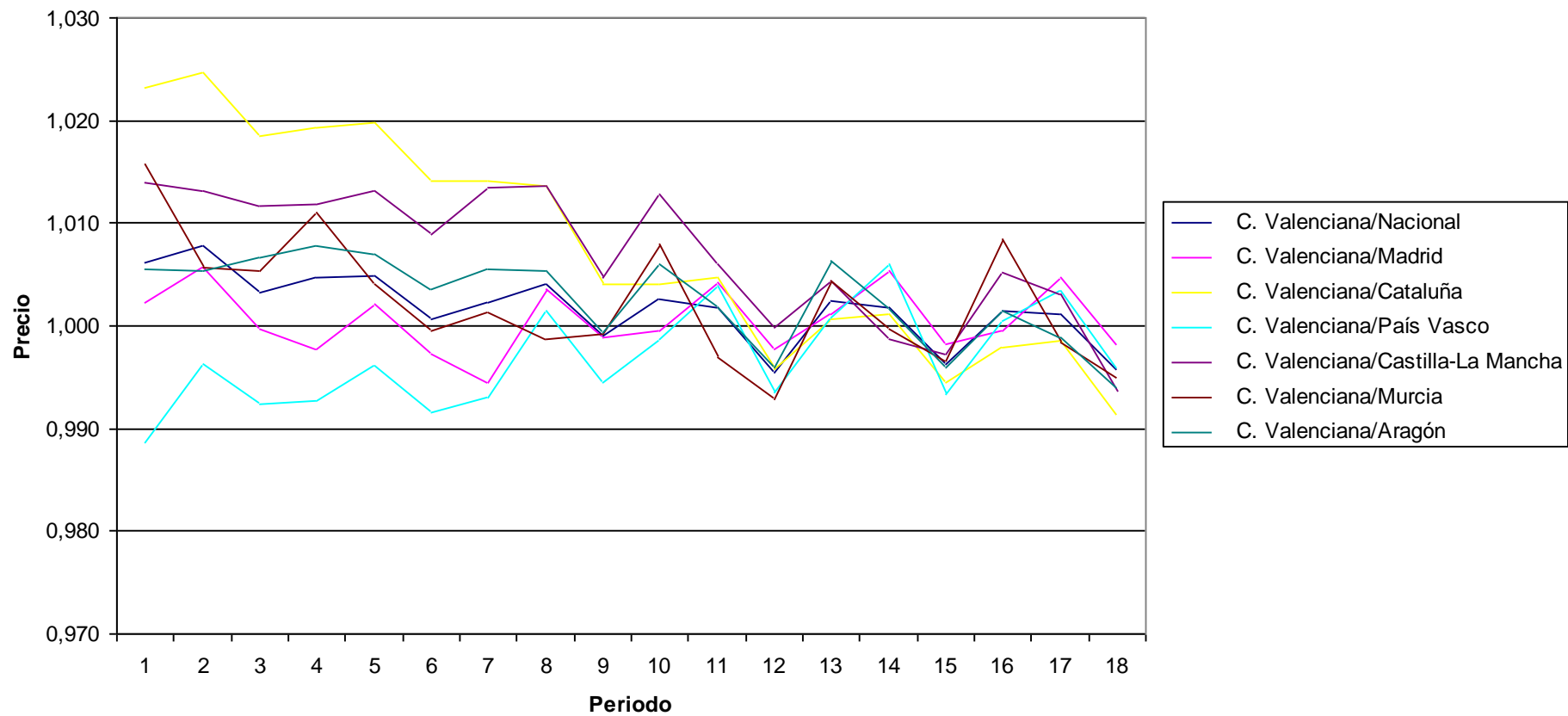
PRECIOS: General sin alimentos, bebidas, tabaco ni servicios (incluido alquiler de vivienda)

Indices por comunidades autónomas de grupos especiales

Unidades: Base 2006=100

	Indice																	
	2002M01	2002M06	2002M12	2003M01	2003M06	2003M12	2004M01	2004M06	2004M12	2005M01	2005M06	2005M12	2006M01	2006M06	2006M12	2007M01	2007M06	2007M12
Nacional	88,479	91,387	92,642	91,004	93,111	93,639	91,308	95,451	96,194	93,381	97,95	99,311	97,568	101,877	100,962	98,323	102,56	104,14
Andalucía	89,148	92,102	93,167	91,412	93,953	94,195	91,504	96,071	96,255	93,15	98,354	99,256	97,214	102,123	100,997	98,006	102,589	103,842
Aragón	88,54	91,601	92,34	90,719	92,919	93,371	91,018	95,325	96,174	93,054	97,949	99,27	97,182	101,887	100,991	98,32	102,8	104,336
Asturias (Principado de)	88,001	91,709	93,102	90,652	93,491	94,237	91,607	96,134	97,086	93,476	98,541	100,319	97,518	102,138	101,163	97,761	102,664	104,268
Balears (Illes)	89,472	91,875	92,795	92,183	93,23	93,651	91,963	95,639	96,096	94,352	98,03	99,144	98,148	101,545	100,661	98,892	101,954	103,484
Canarias	92,313	94,434	94,648	93,674	95,154	95,336	93,826	96,905	97,384	95,448	98,833	99,73	98,398	101,75	100,273	98,563	101,972	103,24
Cantabria	89,203	91,487	92,921	91,211	92,942	94,042	91,776	94,857	96,36	93,511	97,37	99,424	97,666	101,338	101,238	98,718	102,512	104,873
Castilla y León	88,43	90,995	92,943	91,124	92,974	93,662	91,067	95,179	96,109	93,063	97,631	99,451	97,525	101,665	101,074	98,257	102,415	104,621
Castilla - La Mancha	87,807	90,905	91,882	90,368	92,353	92,877	90,3	94,539	95,654	92,429	97,531	98,885	97,373	102,182	100,861	97,959	102,367	104,366
Cataluña	87,006	89,886	91,255	89,698	91,754	92,399	90,246	94,549	95,71	93,246	97,659	99,286	97,743	101,941	101,147	98,678	102,839	104,602
Comunitat Valenciana	89,028	92,095	92,948	91,431	93,566	93,707	91,521	95,831	96,105	93,619	98,122	98,867	97,8	102,053	100,584	98,463	102,683	103,685
Extremadura	89,844	92,453	93,764	91,857	94,31	94,345	91,857	96,143	96,5	93,558	98,203	99,35	97,371	101,881	100,991	97,903	102,441	103,641
Galicia	86,998	90,196	92,295	90,107	92,296	93,5	90,717	95,225	96,399	93,023	97,779	99,628	97,212	101,943	101,155	97,794	102,618	104,747
Madrid (Comunidad de)	88,832	91,571	92,978	91,64	93,371	93,971	92,027	95,486	96,208	93,67	97,717	99,085	97,686	101,503	100,767	98,504	102,204	103,891
Murcia (Región de)	87,644	91,574	92,449	90,437	93,195	93,756	91,404	95,952	96,18	92,885	98,428	99,583	97,376	102,093	100,935	97,642	102,845	104,211
Navarra (Comunidad Foral de)	87,87	91,721	92,592	90,54	93,241	93,993	91,118	95,857	96,739	93,327	98,569	99,709	97,471	102,161	100,971	97,78	102,858	104,189
País Vasco	90,045	92,433	93,658	92,097	93,932	94,498	92,167	95,695	96,639	93,748	97,736	99,509	97,714	101,437	101,265	98,408	102,329	104,124
Rioja (La)	86,845	90,537	92,053	89,516	92,691	92,783	89,581	95,198	95,673	92,162	98,867	100,123	96,893	103,023	101,877	97,813	103,787	104,969
Ceuta	98,134	103,519	103,015
Melilla	97,641	102,175	103,68
C. Valenciana/Nacional	1,006	1,008	1,003	1,005	1,005	1,001	1,002	1,004	0,999	1,003	1,002	0,996	1,002	1,002	0,996	1,001	1,001	0,996
C. Valenciana/Madrid	1,002	1,006	1,000	0,998	1,002	0,997	0,995	1,004	0,999	0,999	1,004	0,998	1,001	1,005	0,998	1,000	1,005	0,998
C. Valenciana/Cataluña	1,023	1,025	1,019	1,019	1,020	1,014	1,014	1,014	1,004	1,004	1,005	0,996	1,001	1,001	0,994	0,998	0,998	0,991
C. Valenciana/País Vasco	0,989	0,996	0,992	0,993	0,996	0,992	0,993	1,001	0,994	0,999	1,004	0,994	1,001	1,006	0,993	1,001	1,003	0,996
C. Valenciana/Castilla-La Mancha	1,014	1,013	1,012	1,012	1,013	1,009	1,014	1,014	1,005	1,013	1,006	1,000	1,004	0,999	0,997	1,005	1,003	0,993
C. Valenciana/Murcia	1,016	1,006	1,005	1,011	1,004	0,999	1,001	0,999	0,999	1,008	0,997	0,993	1,004	1,000	0,997	1,008	0,998	0,995
C. Valenciana/Aragón	1,006	1,005	1,007	1,008	1,007	1,004	1,006	1,005	0,999	1,006	1,002	0,996	1,006	1,002	0,996	1,001	0,999	0,994

Precios: General sin alimentos, bebidas, tabaco ni servicios (incluido alquiler de vivienda)



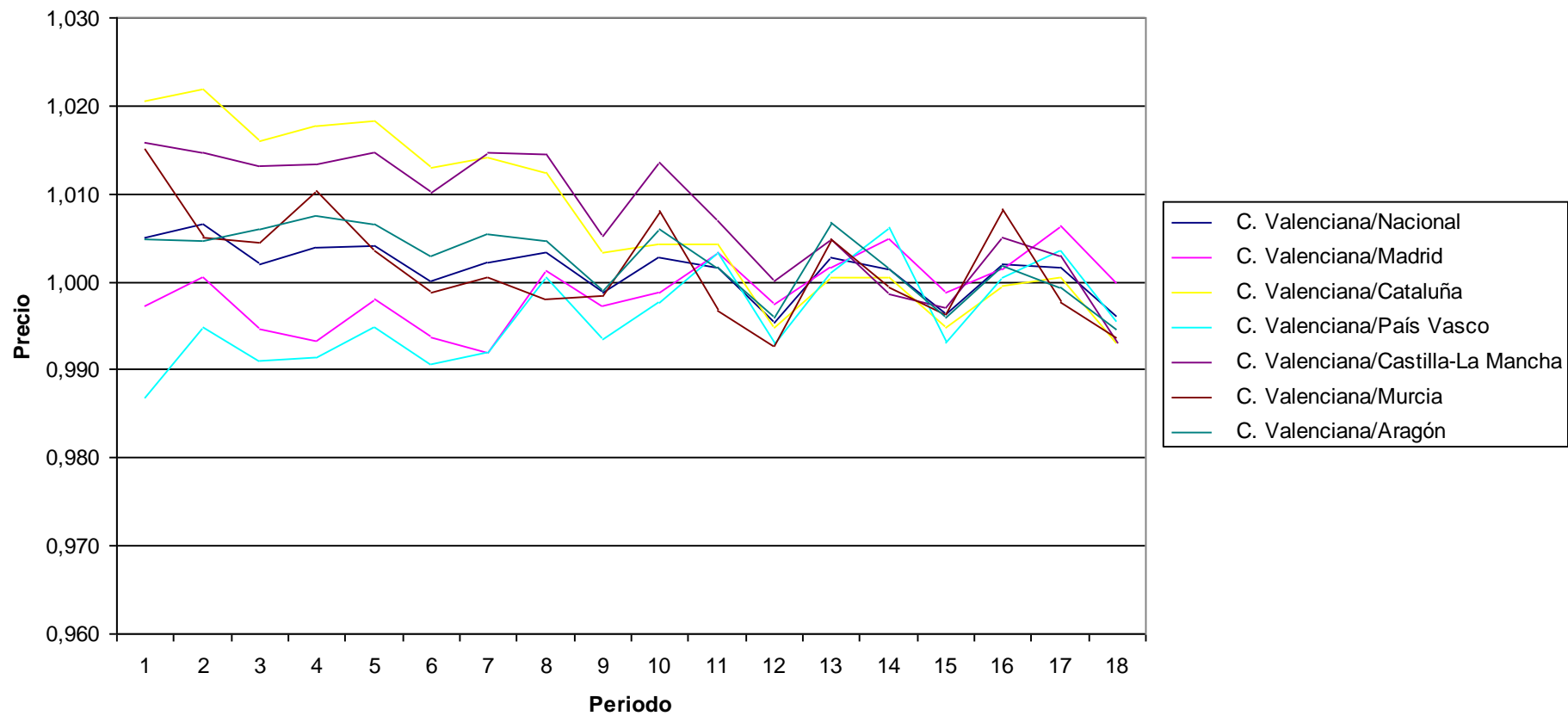
PRECIOS: General sin alimentos, bebidas, tabaco, servicios ni alquiler de vivienda

Indices por comunidades autónomas de grupos especiales

Unidades: Base 2006=100

	Indice																	
	2002M01	2002M06	2002M12	2003M01	2003M06	2003M12	2004M01	2004M06	2004M12	2005M01	2005M06	2005M12	2006M01	2006M06	2006M12	2007M01	2007M06	2007M12
Nacional	88,79	91,76	92,999	91,261	93,385	93,853	91,383	95,652	96,339	93,362	98,065	99,411	97,556	101,974	100,913	98,117	102,461	104,027
Andalucía	89,399	92,409	93,46	91,629	94,197	94,399	91,605	96,295	96,376	93,147	98,46	99,326	97,199	102,203	100,966	97,863	102,548	103,778
Aragón	88,809	91,925	92,628	90,928	93,16	93,571	91,081	95,518	96,32	93,063	98,069	99,348	97,163	101,967	100,952	98,13	102,702	104,187
Asturias (Principado de)	88,128	91,903	93,334	90,79	93,67	94,397	91,657	96,298	97,256	93,493	98,586	100,402	97,484	102,225	101,154	97,616	102,613	104,23
Balears (Illes)	89,957	92,39	93,188	92,533	93,508	93,848	91,967	95,792	96,173	94,296	98,133	99,237	98,148	101,646	100,605	98,705	101,892	103,44
Canarias	92,665	94,878	94,943	93,868	95,392	95,381	93,814	97,061	97,458	95,363	98,915	99,805	98,359	101,893	100,166	98,316	101,852	103,126
Cantabria	89,347	91,642	93,124	91,326	92,984	94,05	91,667	94,821	96,375	93,378	97,352	99,499	97,633	101,441	101,233	98,585	102,48	104,839
Castilla y León	88,52	91,109	93,091	91,176	93,05	93,705	90,975	95,232	96,154	92,952	97,669	99,522	97,489	101,739	101,064	98,12	102,397	104,657
Castilla - La Mancha	87,852	91,016	91,971	90,402	92,41	92,921	90,251	94,6	95,713	92,369	97,555	98,929	97,346	102,261	100,837	97,83	102,329	104,336
Cataluña	87,436	90,373	91,722	90,022	92,087	92,647	90,309	94,794	95,894	93,226	97,812	99,457	97,773	102,076	101,056	98,352	102,594	104,332
Comunitat Valenciana	89,237	92,357	93,189	91,614	93,765	93,855	91,578	95,965	96,214	93,619	98,228	98,945	97,825	102,12	100,534	98,316	102,635	103,603
Extremadura	89,97	92,63	93,956	91,999	94,484	94,514	91,95	96,29	96,569	93,543	98,249	99,401	97,357	101,925	100,987	97,812	102,476	103,647
Galicia	87,049	90,335	92,462	90,164	92,383	93,587	90,673	95,311	96,459	92,913	97,825	99,684	97,144	102,025	101,182	97,686	102,593	104,752
Madrid (Comunidad de)	89,484	92,307	93,692	92,228	93,946	94,444	92,311	95,85	96,48	93,725	97,903	99,205	97,671	101,62	100,658	98,177	101,98	103,631
Murcia (Región de)	87,907	91,889	92,77	90,68	93,44	93,976	91,526	96,152	96,361	92,864	98,557	99,666	97,354	102,177	100,914	97,51	102,878	104,264
Navarra (Comunidad Foral de)	87,918	91,845	92,696	90,586	93,317	94,043	91,077	95,912	96,766	93,259	98,632	99,763	97,453	102,222	100,953	97,655	102,829	104,17
País Vasco	90,433	92,831	94,038	92,413	94,251	94,748	92,317	95,922	96,849	93,831	97,895	99,65	97,729	101,496	101,235	98,277	102,275	104,075
Rioja (La)	86,912	90,677	92,17	89,569	92,77	92,814	89,525	95,261	95,683	92,066	98,895	100,147	96,832	103,104	101,913	97,689	103,827	105,017
Ceuta	97,832	103,566	102,983
Melilla	97,522	102,32	103,875
C. Valenciana/Nacional	1,005	1,007	1,002	1,004	1,004	1,000	1,002	1,003	0,999	1,003	1,002	0,995	1,003	1,001	0,996	1,002	1,002	0,996
C. Valenciana/Madrid	0,997	1,001	0,995	0,993	0,998	0,994	0,992	1,001	0,997	0,999	1,003	0,997	1,002	1,005	0,999	1,001	1,006	1,000
C. Valenciana/Cataluña	1,021	1,022	1,016	1,018	1,018	1,013	1,014	1,012	1,003	1,004	1,004	0,995	1,001	1,000	0,995	1,000	1,000	0,993
C. Valenciana/País Vasco	0,987	0,995	0,991	0,991	0,995	0,991	0,992	1,000	0,993	0,998	1,003	0,993	1,001	1,006	0,993	1,000	1,004	0,995
C. Valenciana/Castilla-La Mancha	1,016	1,015	1,013	1,013	1,015	1,010	1,015	1,014	1,005	1,014	1,007	1,000	1,005	0,999	0,997	1,005	1,003	0,993
C. Valenciana/Murcia	1,015	1,005	1,005	1,010	1,003	0,999	1,001	0,998	0,998	1,008	0,997	0,993	1,005	0,999	0,996	1,008	0,998	0,994
C. Valenciana/Aragón	1,005	1,005	1,006	1,008	1,006	1,003	1,005	1,005	0,999	1,006	1,002	0,996	1,007	1,002	0,996	1,002	0,999	0,994

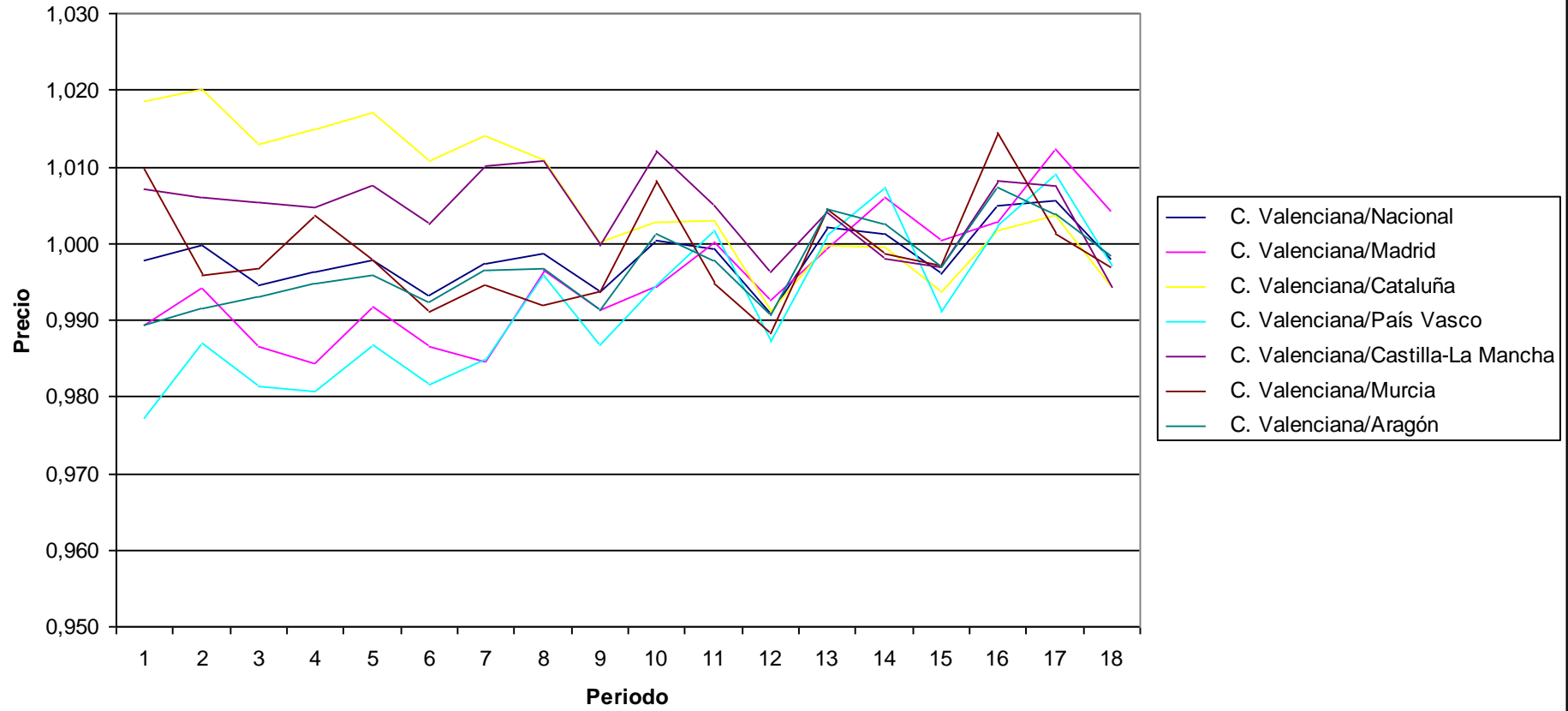
Precios: General sin alimentos, bebidas, tabaco, servicios ni alquiler de vivienda



PRECIOS: Bienes industriales no duraderos
Indices por comunidades autónomas de grupos especiales
 Unidades: Base 2006=100

	Indice																	
	2002M01	2002M06	2002M12	2003M01	2003M06	2003M12	2004M01	2004M06	2004M12	2005M01	2005M06	2005M12	2006M01	2006M06	2006M12	2007M01	2007M06	2007M12
Nacional	85,382	89,247	91,061	88,589	91,39	92,279	88,884	94,52	95,466	91,39	97,781	99,409	96,667	102,658	101,228	96,982	103,285	106,072
Andalucía	86,397	90,269	91,776	89,224	92,605	93,066	89,266	95,445	95,533	91,195	98,337	99,348	96,273	102,913	101,245	96,516	103,422	105,766
Aragón	86,107	89,978	91,181	88,717	91,568	92,359	88,957	94,707	95,691	91,297	97,927	99,439	96,436	102,524	101,149	96,75	103,453	106,041
Asturias (Principado de)	83,941	89,016	91,103	87,487	91,464	92,754	88,909	95,13	96,423	91,243	98,105	100,515	96,264	103,099	101,685	96,339	103,473	106,365
Balears (Illes)	86,537	89,885	91,202	90,289	91,596	92,441	89,705	94,702	95,374	92,627	97,91	99,175	97,428	102,287	100,78	97,775	102,681	105,599
Canarias	90,295	93,257	93,362	92,036	93,848	94,016	91,957	96,123	96,609	93,836	98,659	99,651	97,61	102,469	100,294	97,423	102,717	105,398
Cantabria	86,857	89,816	91,812	89,421	91,506	92,926	89,741	93,817	95,934	92,036	96,879	99,746	97,169	101,88	101,485	97,97	103,029	106,383
Castilla y León	85,203	88,549	91,365	88,642	91,1	92,24	88,423	94,072	95,325	90,849	97,328	99,595	96,579	102,383	101,394	96,851	103,094	106,845
Castilla - La Mancha	84,582	88,688	90,077	87,853	90,498	91,437	87,766	93,401	94,883	90,326	97,235	98,874	96,487	102,99	101,142	96,656	103,081	106,469
Cataluña	83,644	87,467	89,4	86,969	89,663	90,69	87,43	93,377	94,836	91,16	97,411	99,398	96,896	102,841	101,47	97,284	103,478	106,46
Comunitat Valenciana	85,188	89,22	90,555	88,259	91,182	91,664	88,65	94,398	94,859	91,42	97,708	98,503	96,876	102,789	100,831	97,455	103,854	105,845
Extremadura	86,741	90,229	92,268	89,41	92,866	93,14	89,672	95,235	95,748	91,588	98,046	99,389	96,321	102,618	101,291	96,51	103,325	105,561
Galicia	83,887	88,109	91,094	87,845	90,716	92,512	88,466	94,547	96,013	91,058	97,727	100,015	96,21	102,728	101,583	96,321	103,102	106,624
Madrid (Comunidad de)	86,11	89,75	91,791	89,659	91,95	92,915	90,028	94,736	95,694	91,945	97,689	99,242	96,947	102,179	100,784	97,184	102,59	105,413
Murcia (Región de)	84,38	89,588	90,855	87,935	91,381	92,481	89,13	95,169	95,466	90,674	98,221	99,683	96,452	102,935	101,129	96,074	103,716	106,176
Navarra (Comunidad Foral de)	83,448	89,146	90,396	87,054	91,047	92,266	87,747	94,84	95,965	90,647	98,635	99,964	96,095	103,347	101,465	96,086	103,829	106,312
País Vasco	87,18	90,394	92,272	89,997	92,397	93,382	90,008	94,796	96,137	91,927	97,543	99,788	96,773	102,035	101,744	97,219	102,932	106,179
Rioja (La)	83,85	88,904	90,908	87,1	91,425	91,622	86,867	94,611	95,056	89,871	99,301	100,471	95,512	104,365	102,752	96,129	105,315	107,577
Ceuta	96,773	104,681	104,069
Melilla	95,928	102,712	105,326
C. Valenciana/Nacional	0,998	1,000	0,994	0,996	0,998	0,993	0,997	0,999	0,994	1,000	0,999	0,991	1,002	1,001	0,996	1,005	1,006	0,998
C. Valenciana/Madrid	0,989	0,994	0,987	0,984	0,992	0,987	0,985	0,996	0,991	0,994	1,000	0,993	0,999	1,006	1,000	1,003	1,012	1,004
C. Valenciana/Cataluña	1,018	1,020	1,013	1,015	1,017	1,011	1,014	1,011	1,000	1,003	1,003	0,991	1,000	0,999	0,994	1,002	1,004	0,994
C. Valenciana/País Vasco	0,977	0,987	0,981	0,981	0,987	0,982	0,985	0,996	0,987	0,994	1,002	0,987	1,001	1,007	0,991	1,002	1,009	0,997
C. Valenciana/Castilla-La Mancha	1,007	1,006	1,005	1,005	1,008	1,002	1,010	1,011	1,000	1,012	1,005	0,996	1,004	0,998	0,997	1,008	1,007	0,994
C. Valenciana/Murcia	1,010	0,996	0,997	1,004	0,998	0,991	0,995	0,992	0,994	1,008	0,995	0,988	1,004	0,999	0,997	1,014	1,001	0,997
C. Valenciana/Aragón	0,989	0,992	0,993	0,995	0,996	0,992	0,997	0,997	0,991	1,001	0,998	0,991	1,005	1,003	0,997	1,007	1,004	0,998

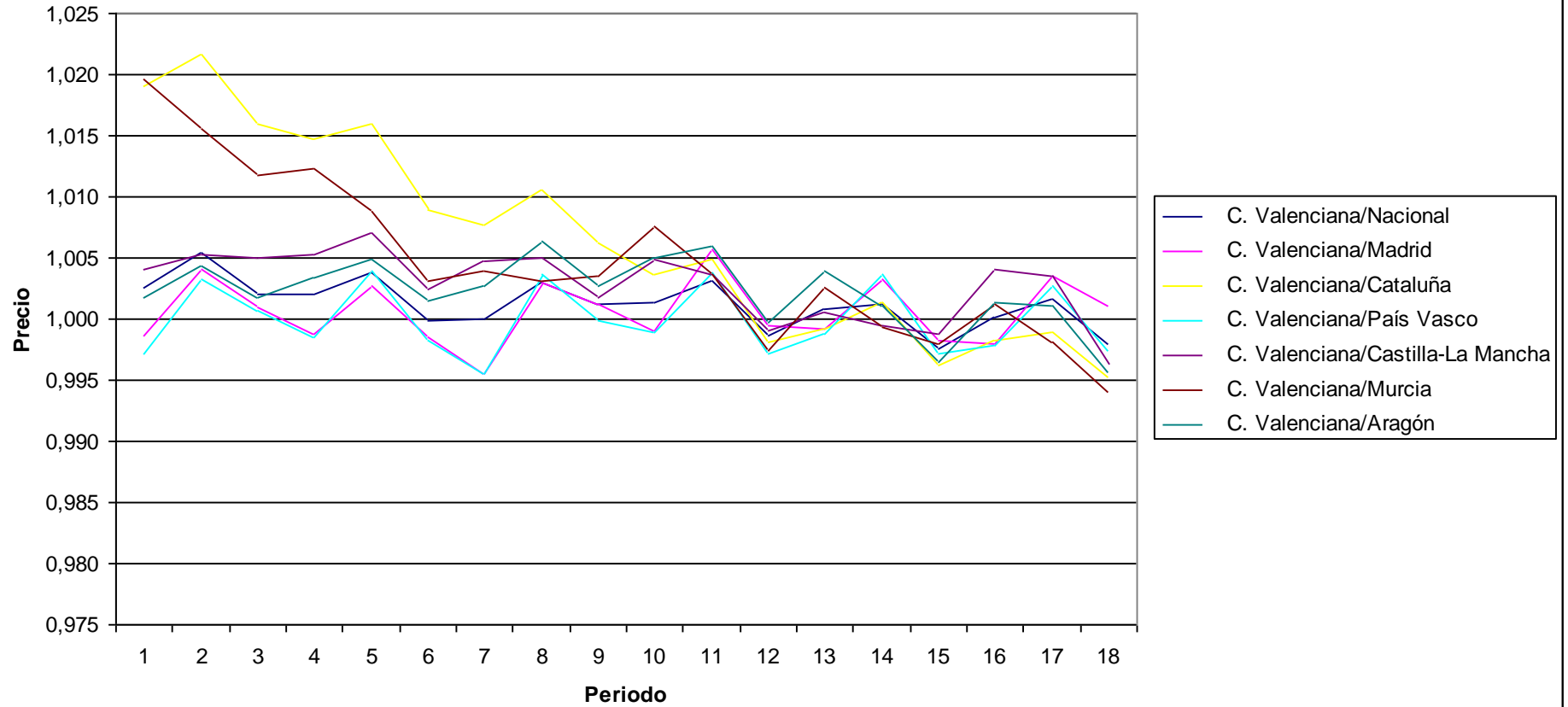
Precios: Bienes industriales no duraderos



PRECIOS: General sin tabaco
Indices por comunidades autónomas de grupos especiales
 Unidades:Base 2006=100

	Indice																		
	2002M01	2002M06	2002M12	2003M01	2003M06	2003M12	2004M01	2004M06	2004M12	2005M01	2005M06	2005M12	2006M01	2006M06	2006M12	2007M01	2007M06	2007M12	
Nacional	86,222	88,449	89,758	89,379	90,889	92,082	91,421	93,974	94,967	94,148	96,874	98,458	98,121	100,746	101,117	100,288	103,037	105,328	
Andalucía	86,355	88,701	89,897	89,43	91,164	92,207	91,313	94,236	94,947	93,955	97,075	98,246	97,778	100,916	101,173	100,118	103,04	105,299	
Aragón	86,298	88,538	89,783	89,269	90,786	91,936	91,168	93,66	94,822	93,809	96,601	98,351	97,816	100,749	101,22	100,167	103,099	105,572	
Asturias (Principado de)	86,645	89,162	90,578	89,776	91,55	92,765	91,929	94,505	95,518	94,297	97,157	98,852	98,09	100,788	101,199	99,853	103,104	105,299	
Balears (Illes)	86,808	88,944	90,229	90,191	91,348	92,288	91,743	94,224	94,996	94,631	96,799	98,233	98,257	100,644	101,02	100,515	102,896	104,891	
Canarias	89,466	91,539	92,231	91,991	93,348	93,868	93,458	95,414	96,073	95,463	97,458	98,652	98,421	100,783	100,725	100,438	102,77	105,142	
Cantabria	86,93	88,893	90,403	89,927	91,157	92,716	91,904	93,998	95,254	94,247	96,637	98,596	98,137	100,561	101,254	100,226	102,776	105,627	
Castilla y León	86,831	88,769	90,354	89,805	91,027	92,253	91,366	93,934	94,992	94,006	96,732	98,482	98,038	100,677	101,167	100,192	102,911	105,637	
Castilla - La Mancha	86,095	88,458	89,496	89,094	90,595	91,848	90,992	93,779	94,904	93,826	96,834	98,408	98,138	100,921	100,993	99,899	102,848	105,493	
Cataluña	84,836	87,041	88,526	88,263	89,794	91,264	90,725	93,267	94,494	93,931	96,715	98,506	98,271	100,728	101,254	100,482	103,315	105,604	
Comunitat Valenciana	86,448	88,922	89,943	89,566	91,227	92,074	91,418	94,253	95,077	94,278	97,181	98,319	98,195	100,863	100,865	100,307	103,205	105,096	
Extremadura	88,209	90,336	91,459	90,899	92,396	93,344	92,494	95,027	95,849	94,805	97,401	98,695	98,19	100,747	101,136	99,982	102,893	105,332	
Galicia	85,921	88,349	90,043	89,353	90,921	92,131	91,301	94,066	95,116	94,027	96,813	98,609	97,946	100,813	101,188	99,855	102,683	105,268	
Madrid (Comunidad de)	86,569	88,56	89,857	89,676	90,982	92,216	91,833	93,973	94,959	94,371	96,634	98,378	98,276	100,538	101,045	100,508	102,849	104,984	
Murcia (Región de)	84,788	87,563	88,9	88,481	90,432	91,789	91,066	93,967	94,745	93,564	96,823	98,573	97,947	100,93	101,064	100,185	103,395	105,746	
Navarra (Comunidad Foral de)	86,173	88,703	89,979	89,332	91,183	92,459	91,383	94,214	95,437	94,125	97,148	98,899	98,121	100,864	100,971	99,706	102,738	105,135	
País Vasco	86,697	88,639	89,88	89,698	90,869	92,231	91,827	93,914	95,095	94,375	96,819	98,599	98,312	100,498	101,146	100,524	102,92	105,38	
Rioja (La)	85,533	87,673	89,432	88,628	90,625	91,559	90,604	93,436	94,513	93,437	96,739	98,613	97,703	101,115	101,715	100,145	103,516	105,642	
Ceuta	99,857	102,504	104,091
Melilla	100,319	103,022	105,397
C. Valenciana/Nacional	1,003	1,005	1,002	1,002	1,004	1,000	1,000	1,003	1,001	1,001	1,003	0,999	1,001	1,001	0,998	1,000	1,002	0,998	
C. Valenciana/Madrid	0,999	1,004	1,001	0,999	1,003	0,998	0,995	1,003	1,001	0,999	1,006	0,999	0,999	1,003	0,998	0,998	1,003	1,001	
C. Valenciana/Cataluña	1,019	1,022	1,016	1,015	1,016	1,009	1,008	1,011	1,006	1,004	1,005	0,998	0,999	1,001	0,996	0,998	0,999	0,995	
C. Valenciana/País Vasco	0,997	1,003	1,001	0,999	1,004	0,998	0,996	1,004	1,000	0,999	1,004	0,997	0,999	1,004	0,997	0,998	1,003	0,997	
C. Valenciana/Castilla-La Mancha	1,004	1,005	1,005	1,005	1,007	1,002	1,005	1,005	1,002	1,005	1,004	0,999	1,001	0,999	0,999	1,004	1,003	0,996	
C. Valenciana/Murcia	1,020	1,016	1,012	1,012	1,009	1,003	1,004	1,003	1,004	1,008	1,004	0,997	1,003	0,999	0,998	1,001	0,998	0,994	
C. Valenciana/Aragón	1,002	1,004	1,002	1,003	1,005	1,002	1,003	1,006	1,003	1,005	1,006	1,000	1,004	1,001	0,996	1,001	1,001	0,995	

Precios: General sin tabaco



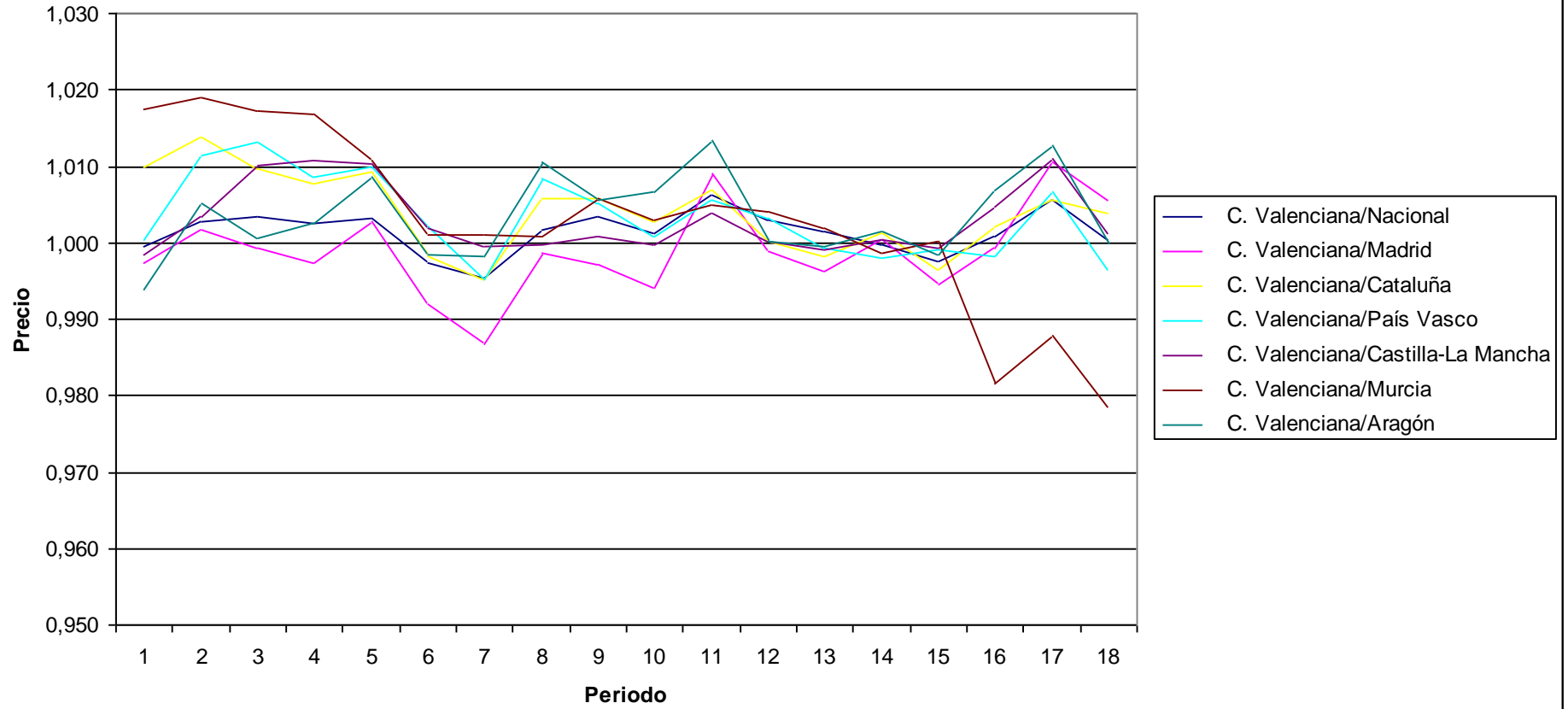
PRECIOS: Alimentos y bebidas

Indices por comunidades autónomas de grupos especiales

Unidades:Base 2006=100

	Indice																	
	2002M01	2002M06	2002M12	2003M01	2003M06	2003M12	2004M01	2004M06	2004M12	2005M01	2005M06	2005M12	2006M01	2006M06	2006M12	2007M01	2007M06	2007M12
Nacional	84,652	86,2	88,2	88,678	89,159	91,697	92,157	93,126	94,416	95,067	95,985	98,276	99,184	99,914	101,362	101,56	102,687	107,97
Andalucía	84,238	86,318	87,981	88,412	89,115	91,476	91,694	93,387	94,302	94,975	96,26	97,73	98,591	100,089	101,367	101,415	102,913	108,175
Aragón	85,131	85,994	88,44	88,679	88,681	91,614	91,894	92,31	94,212	94,563	95,321	98,547	99,372	99,738	101,261	100,964	101,958	108,025
Asturias (Principado de)	85,54	86,891	88,745	89,016	89,639	91,822	92,207	92,767	94,051	94,476	95,496	98,051	99,067	99,733	101,47	101,237	102,314	107,615
Balears (Illes)	85,046	86,977	88,971	89,272	90,445	92,41	92,524	93,496	94,294	94,715	95,497	97,662	98,379	99,917	101,476	100,881	102,915	107,819
Canarias	86,797	89,271	90,131	90,44	92,107	93,018	93,432	94,404	94,805	95,305	96,193	97,72	98,648	100,257	100,878	102,23	103,56	109,24
Cantabria	83,986	85,273	87,511	87,966	87,797	90,996	91,258	92,138	93,317	94,01	94,843	97,831	98,702	100,096	101,453	101,083	102,028	107,539
Castilla y León	84,977	85,988	88,171	88,552	88,654	91,349	91,657	92,781	94,304	94,899	95,606	97,909	98,782	99,919	101,534	101,645	102,804	108,539
Castilla - La Mancha	84,74	86,15	87,619	87,957	88,512	91,297	91,782	93,321	94,659	95,208	96,215	98,551	99,425	99,861	101,169	101,168	102,133	107,887
Cataluña	83,79	85,264	87,645	88,222	88,621	91,623	92,174	92,748	94,2	94,925	95,928	98,561	99,501	99,758	101,459	101,431	102,688	107,577
Comunitat Valenciana	84,611	86,439	88,497	88,898	89,435	91,464	91,737	93,289	94,737	95,189	96,585	98,569	99,323	99,89	101,107	101,651	103,253	107,998
Extremadura	87,381	88,964	90,103	90,476	90,624	93,173	93,408	94,102	95,496	96,047	96,736	98,456	99,348	99,838	101,362	101,328	102,512	108,178
Galicia	85,408	86,934	88,906	89,457	90,161	91,698	92,326	93,367	93,92	94,711	96,086	98,243	99,033	99,907	101,238	101,157	101,953	107,038
Madrid (Comunidad de)	84,829	86,294	88,561	89,136	89,198	92,21	92,967	93,42	95,007	95,753	95,718	98,682	99,698	99,862	101,661	101,732	102,182	107,428
Murcia (Región de)	83,153	84,834	86,994	87,426	88,476	91,378	91,634	93,221	94,196	94,906	96,103	98,168	99,131	100,022	101,096	103,552	104,519	110,38
Navarra (Comunidad Foral de)	85,363	86,305	88,133	88,536	89,003	91,772	92,118	92,855	94,575	95,126	95,504	98,855	99,716	99,867	101,094	101,293	101,669	107,798
País Vasco	84,583	85,467	87,357	88,143	88,552	91,27	92,18	92,504	94,245	95,107	96,057	98,247	99,397	100,087	101,2	101,838	102,561	108,4
Rioja (La)	84,61	85,056	87,449	87,775	88,36	90,542	91,141	91,118	93,256	94,062	94,591	98,158	99,294	99,785	101,38	101,35	102,199	107,443
Ceuta	100,916	101,441	106,179
Melilla	103,395	104,148	109,127
C. Valenciana/Nacional	1,000	1,003	1,003	1,002	1,003	0,997	0,995	1,002	1,003	1,001	1,006	1,003	1,001	1,000	0,997	1,001	1,006	1,000
C. Valenciana/Madrid	0,997	1,002	0,999	0,997	1,003	0,992	0,987	0,999	0,997	0,994	1,009	0,999	0,996	1,000	0,995	0,999	1,010	1,005
C. Valenciana/Cataluña	1,010	1,014	1,010	1,008	1,009	0,998	0,995	1,006	1,006	1,003	1,007	1,000	0,998	1,001	0,997	1,002	1,006	1,004
C. Valenciana/País Vasco	1,000	1,011	1,013	1,009	1,010	1,002	0,995	1,008	1,005	1,001	1,005	1,003	0,999	0,998	0,999	0,998	1,007	0,996
C. Valenciana/Castilla-La Mancha	0,998	1,003	1,010	1,011	1,010	1,002	1,000	1,000	1,001	1,000	1,004	1,000	0,999	1,000	0,999	1,005	1,011	1,001
C. Valenciana/Murcia	1,018	1,019	1,017	1,017	1,011	1,001	1,001	1,001	1,006	1,003	1,005	1,004	1,002	0,999	1,000	0,982	0,988	0,978
C. Valenciana/Aragón	0,994	1,005	1,001	1,002	1,009	0,998	0,998	1,011	1,006	1,007	1,013	1,000	1,000	1,002	0,998	1,007	1,013	1,000

Precios: Alimentos y bebidas



PRECIOS: Alimentos elaborados

Indices por comunidades autónomas de grupos especiales

Unidades:Base 2006=100

	Indice																	
	2002M01	2002M06	2002M12	2003M01	2003M06	2003M12	2004M01	2004M06	2004M12	2005M01	2005M06	2005M12	2006M01	2006M06	2006M12	2007M01	2007M06	2007M12
Nacional	86,084	87,574	88,553	89,039	89,796	90,816	91,205	93,218	94,478	94,971	96,193	97,919	98,784	100,335	100,172	100,38	101,62	108,218
Andalucía	86,024	87,439	88,82	89,287	89,701	90,586	91,114	93,043	94,337	94,916	96,04	97,717	98,436	100,383	100,308	100,52	101,786	108,825
Aragón	86,284	87,5	88,566	88,9	89,695	90,811	91,215	93,124	94,605	94,919	95,572	97,415	98,524	100,481	99,978	100,22	101,456	107,828
Asturias (Principado de)	88,802	90,365	90,492	90,913	91,086	91,96	92,305	93,213	94,282	94,942	96,493	97,756	99,176	99,876	99,795	100,082	102,205	108,287
Balears (Illes)	86,653	88,079	89,496	89,856	91,37	92,156	92,512	93,855	94,836	95,299	95,918	97,54	98,034	100,465	100,21	99,583	101,543	107,692
Canarias	87,552	89,89	90,874	91,112	91,952	92,285	92,976	93,91	94,838	95,225	95,603	97,317	98,497	100,522	100,275	100,697	101,924	109,007
Cantabria	86,194	87,102	88,285	88,574	89,747	91,664	91,7	93,559	93,847	94,461	95,627	98,281	99,043	100,322	99,774	99,413	100,588	107,798
Castilla y León	86,481	87,594	88,677	89,029	89,666	90,806	91,072	93,393	94,574	95,029	96,389	97,805	98,574	100,534	100,066	100,275	101,579	108,772
Castilla - La Mancha	85,287	86,802	87,14	87,492	88,187	89,576	90,179	92,816	94,009	94,356	95,702	97,82	98,61	100,173	100,247	100,344	101,55	108,906
Cataluña	85,441	86,842	87,875	88,498	89,452	90,741	91,005	92,883	94,478	95,103	96,297	97,887	98,885	100,297	100,505	100,652	101,975	107,839
Comunitat Valenciana	86,101	87,472	88,607	88,807	89,367	90,474	90,706	92,885	94,614	94,912	96,286	98,351	98,786	100,279	100,102	100,499	101,594	107,425
Extremadura	87,669	89,641	90,108	90,736	90,938	92,965	93,192	94,177	95,746	96,158	97,052	98,625	99,256	100,045	100,511	100,658	101,742	109,197
Galicia	85,913	87,704	88,291	88,607	89,866	90,375	90,583	93,043	94,07	94,562	96,395	97,963	99,175	100,438	99,59	99,355	100,532	107,69
Madrid (Comunidad de)	85,976	87,554	88,575	89,218	89,999	90,952	91,325	93,78	94,695	94,937	96,146	98,259	99,078	100,179	100,095	100,267	101,272	107,717
Murcia (Región de)	85,49	87,322	88,478	88,87	89,898	91,006	91,24	93,629	94,181	94,785	96,367	98,18	98,762	100,337	100,053	100,391	101,757	109,326
Navarra (Comunidad Foral de)	84,981	87,177	87,688	88,217	89,575	90,439	90,423	93,711	94,622	95,221	96,22	98,228	99,076	100,551	99,759	99,95	100,606	107,918
País Vasco	86,089	87,287	87,903	88,901	89,741	90,408	91,419	93,181	94,408	95,204	96,517	97,67	98,754	100,593	100,05	100,901	102,122	108,68
Rioja (La)	85,889	87,796	88,415	88,796	89,939	90,553	90,96	92,13	93,704	94,279	95,572	97,758	98,864	100,416	99,959	100,51	101,954	108,45
Ceuta	99,954	101,549	106,946
Melilla	101,482	102,617	110,613
C. Valenciana/Nacional	1,000	0,999	1,001	0,997	0,995	0,996	0,995	0,996	1,001	0,999	1,001	1,004	1,000	0,999	0,999	1,001	1,000	0,993
C. Valenciana/Madrid	1,001	0,999	1,000	0,995	0,993	0,995	0,993	0,990	0,999	1,000	1,001	1,001	0,997	1,001	1,000	1,002	1,003	0,997
C. Valenciana/Cataluña	1,008	1,007	1,008	1,003	0,999	0,997	0,997	1,000	1,001	0,998	1,000	1,005	0,999	1,000	0,996	0,998	0,996	0,996
C. Valenciana/País Vasco	1,000	1,002	1,008	0,999	0,996	1,001	0,992	0,997	1,002	0,997	0,998	1,007	1,000	0,997	1,001	0,996	0,995	0,988
C. Valenciana/Castilla-La Mancha	1,010	1,008	1,017	1,015	1,013	1,010	1,006	1,001	1,006	1,006	1,006	1,005	1,002	1,001	0,999	1,002	1,000	0,986
C. Valenciana/Murcia	1,007	1,002	1,001	0,999	0,994	0,994	0,994	0,992	1,005	1,001	0,999	1,002	1,000	0,999	1,000	1,001	0,998	0,983
C. Valenciana/Aragón	0,998	1,000	1,000	0,999	0,996	0,996	0,994	0,997	1,000	1,000	1,007	1,010	1,003	0,998	1,001	1,003	1,001	0,996

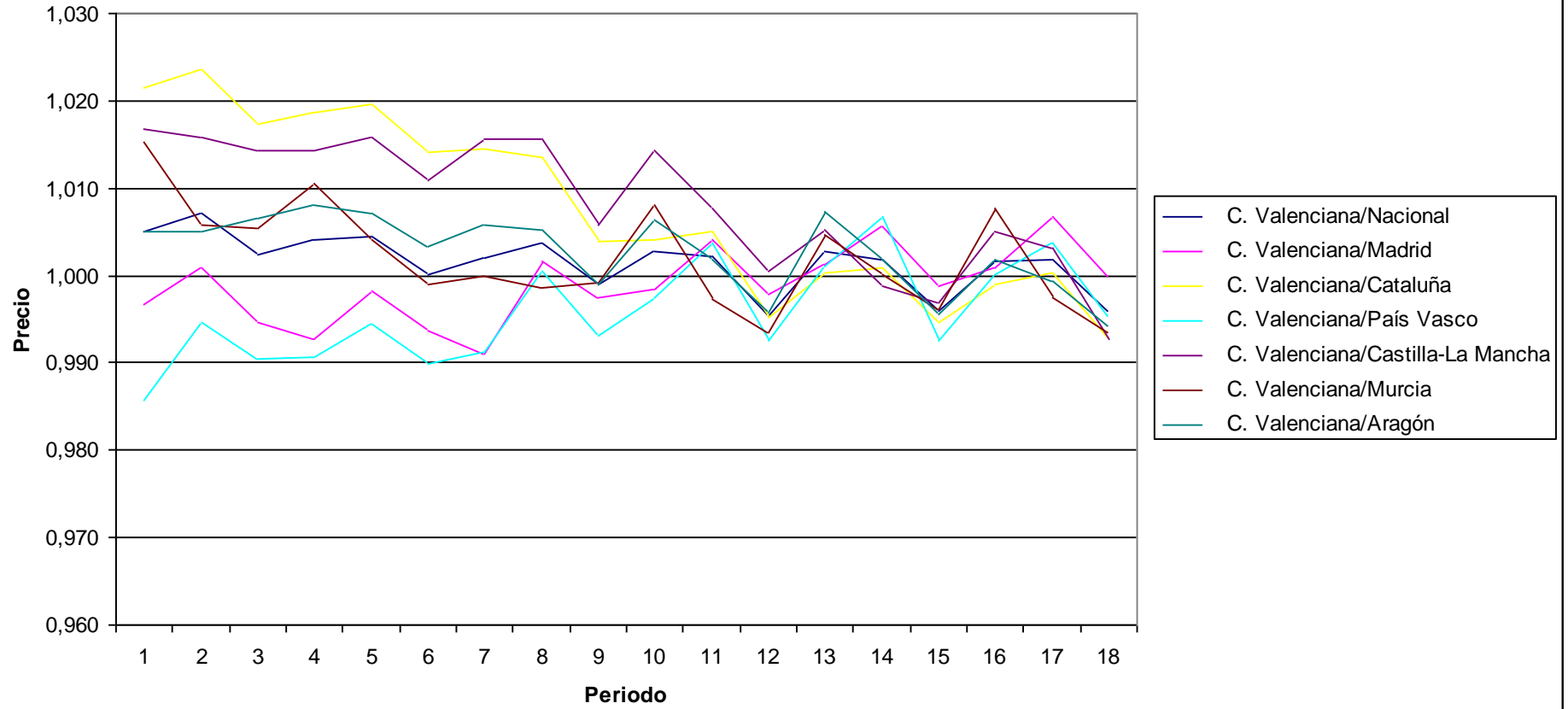
Precios: Alimentos elaborados



PRECIOS: Bienes industriales sin energía
Indíces por comunidades autónomas de grupos especiales
 Unidades: Base 2006=100

	Indice																	
	2002M01	2002M06	2002M12	2003M01	2003M06	2003M12	2004M01	2004M06	2004M12	2005M01	2005M06	2005M12	2006M01	2006M06	2006M12	2007M01	2007M06	2007M12
Nacional	88,642	91,805	93,125	91,188	93,45	93,947	91,221	95,779	96,512	93,222	98,246	99,684	97,415	102,136	100,949	97,783	102,416	104,087
Andalucía	89,282	92,502	93,627	91,577	94,322	94,539	91,447	96,475	96,563	92,983	98,682	99,611	97,023	102,392	101,008	97,5	102,509	103,825
Aragón	88,647	91,987	92,74	90,825	93,215	93,655	90,882	95,648	96,509	92,888	98,269	99,646	96,978	102,145	100,994	97,77	102,672	104,264
Asturias (Principado de)	87,95	91,961	93,48	90,693	93,754	94,527	91,52	96,465	97,486	93,366	98,799	100,735	97,342	102,4	101,205	97,244	102,577	104,303
Balears (Illes)	89,88	92,478	93,33	92,541	93,582	93,945	91,839	95,932	96,339	94,217	98,325	99,507	98,045	101,79	100,62	98,379	101,8	103,462
Canarias	92,752	95,092	95,161	93,951	95,561	95,549	93,813	97,249	97,669	95,358	99,118	100,06	98,287	102,026	100,153	98,048	101,78	103,125
Cantabria	89,241	91,678	93,251	91,262	93,022	94,153	91,533	94,888	96,541	93,248	97,479	99,763	97,505	101,559	101,288	98,293	102,438	104,948
Castilla y León	88,335	91,113	93,24	91,088	93,099	93,802	90,763	95,344	96,335	92,764	97,845	99,84	97,325	101,904	101,116	97,754	102,345	104,771
Castilla - La Mancha	87,628	91,011	92,032	90,263	92,409	92,955	89,998	94,659	95,851	92,148	97,711	99,186	97,181	102,455	100,869	97,463	102,275	104,421
Cataluña	87,218	90,331	91,76	89,879	92,068	92,661	90,095	94,858	96,027	93,089	97,966	99,715	97,656	102,234	101,098	98,049	102,56	104,407
Comunitat Valenciana	89,093	92,455	93,35	91,552	93,869	93,966	91,4	96,138	96,406	93,472	98,454	99,229	97,681	102,322	100,546	97,95	102,598	103,639
Extremadura	89,892	92,741	94,162	91,972	94,633	94,666	91,814	96,473	96,774	93,405	98,46	99,697	97,19	102,097	101,031	97,387	102,42	103,684
Galicia	86,83	90,297	92,541	90,042	92,383	93,654	90,494	95,401	96,615	92,767	97,968	99,937	96,998	102,168	101,229	97,371	102,562	104,846
Madrid (Comunidad de)	89,389	92,381	93,848	92,218	94,038	94,565	92,219	95,976	96,645	93,62	98,057	99,44	97,551	101,745	100,675	97,868	101,908	103,662
Murcia (Región de)	87,754	91,93	92,854	90,598	93,492	94,054	91,411	96,272	96,493	92,733	98,719	99,885	97,238	102,31	100,941	97,201	102,863	104,324
Navarra (Comunidad Foral de)	87,763	91,888	92,781	90,497	93,366	94,129	90,934	96,026	96,926	93,144	98,806	99,999	97,336	102,363	100,984	97,357	102,812	104,226
País Vasco	90,387	92,96	94,255	92,417	94,387	94,92	92,205	96,083	97,08	93,711	98,084	99,973	97,586	101,64	101,3	97,947	102,221	104,146
Rioja (La)	86,582	90,65	92,263	89,344	92,804	92,851	89,175	95,393	95,85	91,788	99,2	100,559	96,59	103,408	102,045	97,261	103,892	105,178
Ceuta	97,517	103,596	102,977
Melilla	97,197	102,303	103,957
C. Valenciana/Nacional	1,005	1,007	1,002	1,004	1,004	1,000	1,002	1,004	0,999	1,003	1,002	0,995	1,003	1,002	0,996	1,002	1,002	0,996
C. Valenciana/Madrid	0,997	1,001	0,995	0,993	0,998	0,994	0,991	1,002	0,998	0,998	1,004	0,998	1,001	1,006	0,999	1,001	1,007	1,000
C. Valenciana/Cataluña	1,021	1,024	1,017	1,019	1,020	1,014	1,014	1,013	1,004	1,004	1,005	0,995	1,000	1,001	0,995	0,999	1,000	0,993
C. Valenciana/País Vasco	0,986	0,995	0,990	0,991	0,995	0,990	0,991	1,001	0,993	0,997	1,004	0,993	1,001	1,007	0,993	1,000	1,004	0,995
C. Valenciana/Castilla-La Mancha	1,017	1,016	1,014	1,014	1,016	1,011	1,016	1,016	1,006	1,014	1,008	1,000	1,005	0,999	0,997	1,005	1,003	0,993
C. Valenciana/Murcia	1,015	1,006	1,005	1,011	1,004	0,999	1,000	0,999	0,999	1,008	0,997	0,993	1,005	1,000	0,996	1,008	0,997	0,993
C. Valenciana/Aragón	1,005	1,005	1,007	1,008	1,007	1,003	1,006	1,005	0,999	1,006	1,002	0,996	1,007	1,002	0,996	1,002	0,999	0,994

Precios: Bienes industriales sin energía



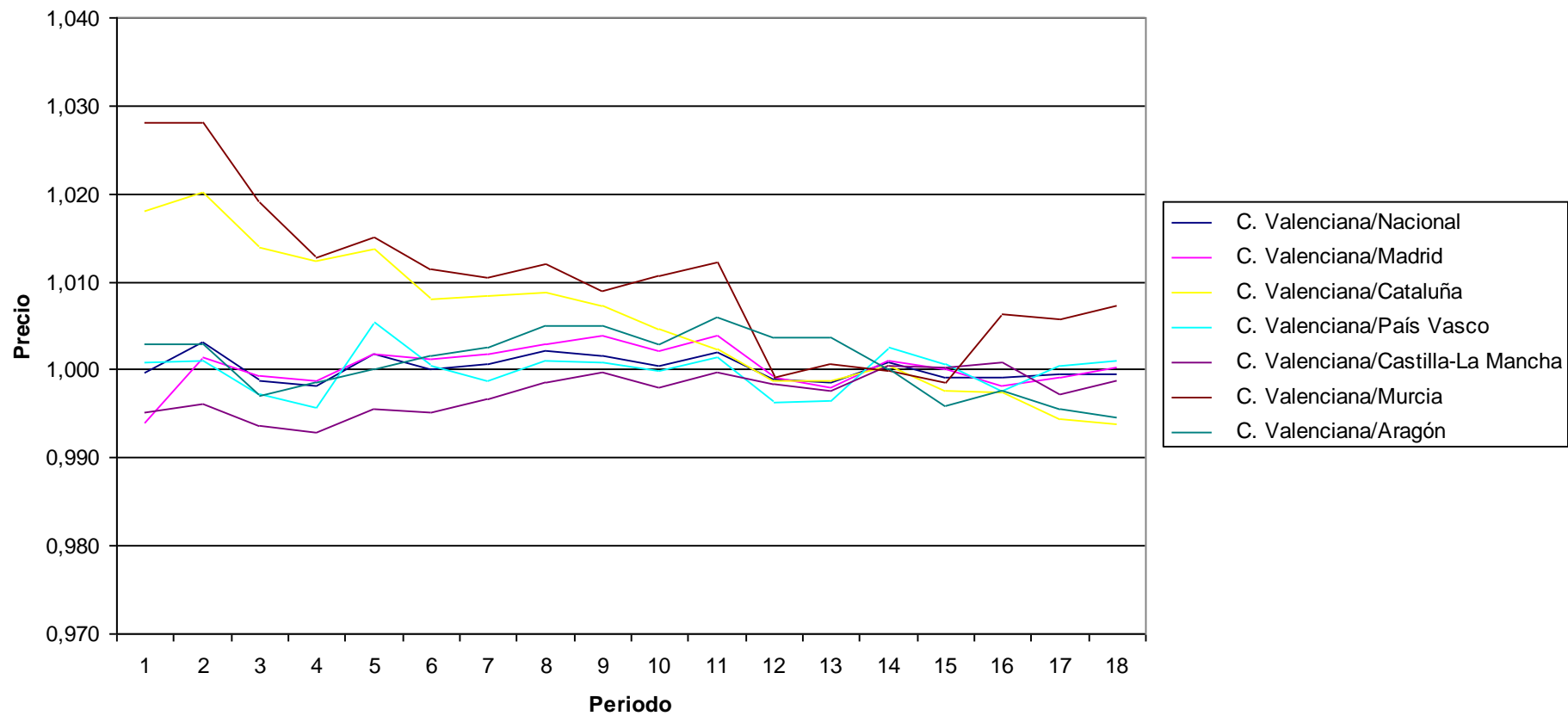
PRECIOS: Servicios (con alquiler de vivienda)

Indices por comunidades autónomas de grupos especiales

Unidades:Base 2006=100

	Indice																	
	2002M01	2002M06	2002M12	2003M01	2003M06	2003M12	2004M01	2004M06	2004M12	2005M01	2005M06	2005M12	2006M01	2006M06	2006M12	2007M01	2007M06	2007M12
Nacional	84,467	86,329	87,257	87,815	89,324	90,435	90,979	92,732	93,859	94,41	96,187	97,56	98,04	99,972	101,177	101,794	103,864	105,052
Andalucía	84,224	85,939	86,94	87,491	88,995	90,047	90,625	92,337	93,669	94,162	95,995	97,31	97,851	99,971	101,275	101,92	103,723	105,066
Aragón	84,197	86,346	87,414	87,787	89,479	90,305	90,805	92,466	93,544	94,191	95,813	97,102	97,536	100,04	101,494	101,932	104,274	105,554
Asturias (Principado de)	85,747	87,586	88,694	89,191	90,452	91,591	92,077	93,683	94,576	95,108	96,695	97,674	98,123	99,896	101,073	101,376	104,073	105,045
Balears (Illes)	84,529	86,474	87,861	88,283	89,626	90,614	91,069	93,032	94,192	94,946	96,181	97,532	98,299	100,033	101,187	102,105	103,875	104,765
Canarias	87,68	89,313	90,599	90,948	91,893	92,758	93,083	94,266	95,402	95,699	96,703	98,008	98,336	99,912	101,239	101,551	103,252	104,634
Cantabria	85,973	88,003	89,008	89,581	91,273	92,28	92,691	94,321	95,251	95,553	97,054	98,007	98,367	99,793	101,141	101,622	103,704	105,191
Castilla y León	86,262	88,13	88,748	89,155	90,447	91,233	91,615	93,291	94,151	94,592	96,501	97,699	98,119	100,006	101,012	101,541	103,593	104,62
Castilla - La Mancha	84,859	86,924	87,714	88,296	89,891	90,884	91,338	93,075	94,038	94,655	96,403	97,607	98,144	100,011	101,058	101,613	104,089	105,121
Cataluña	82,944	84,876	85,954	86,597	88,279	89,729	90,269	92,124	93,336	94,026	96,151	97,572	98,024	100,016	101,321	101,961	104,391	105,639
Comunitat Valenciana	84,443	86,59	87,15	87,663	89,482	90,447	91,03	92,935	94,006	94,462	96,383	97,453	97,903	100,054	101,086	101,698	103,807	104,993
Extremadura	86,504	88,368	89,186	89,766	91,088	91,881	92,424	94,129	95,183	95,457	96,842	97,941	98,29	99,949	101,138	101,539	103,764	104,96
Galicia	84,915	86,925	87,814	88,274	89,665	90,624	91,308	93,046	94,372	94,946	96,117	97,535	98,11	99,987	101,158	101,704	103,358	104,595
Madrid (Comunidad de)	84,943	86,475	87,21	87,774	89,329	90,335	90,871	92,657	93,648	94,258	96,014	97,535	98,108	99,947	101,078	101,887	103,888	104,97
Murcia (Región de)	82,143	84,221	85,53	86,555	88,153	89,422	90,087	91,841	93,166	93,466	95,226	97,535	97,832	100,058	101,222	101,053	103,221	104,236
Navarra (Comunidad Foral de)	84,555	86,279	87,764	88,312	89,875	90,973	91,336	92,983	94,361	94,608	96,342	97,905	98,014	99,822	100,921	101,127	103,238	104,73
País Vasco	84,369	86,498	87,392	88,031	89,009	90,409	91,143	92,836	93,925	94,473	96,25	97,81	98,241	99,792	101,03	101,945	103,76	104,889
Rioja (La)	84,708	86,215	87,833	88,25	89,878	90,948	91,459	93,106	94,161	94,555	95,932	97,307	97,565	99,911	101,729	101,955	104,041	105,151
Ceuta	100,933	102,448	103,14
Melilla	101,231	102,908	104,188
C. Valenciana/Nacional	1,000	1,003	0,999	0,998	1,002	1,000	1,001	1,002	1,002	1,001	1,002	0,999	0,999	1,001	0,999	0,999	0,999	0,999
C. Valenciana/Madrid	0,994	1,001	0,999	0,999	1,002	1,001	1,002	1,003	1,004	1,002	1,004	0,999	0,998	1,001	1,000	0,998	0,999	1,000
C. Valenciana/Cataluña	1,018	1,020	1,014	1,012	1,014	1,008	1,008	1,009	1,007	1,005	1,002	0,999	0,999	1,000	0,998	0,997	0,994	0,994
C. Valenciana/País Vasco	1,001	1,001	0,997	0,996	1,005	1,000	0,999	1,001	1,001	1,000	1,001	0,996	0,997	1,003	1,001	0,998	1,000	1,001
C. Valenciana/Castilla-La Mancha	0,995	0,996	0,994	0,993	0,995	0,995	0,997	0,998	1,000	0,998	1,000	0,998	0,998	1,000	1,000	1,001	0,997	0,999
C. Valenciana/Murcia	1,028	1,028	1,019	1,013	1,015	1,011	1,010	1,012	1,009	1,011	1,012	0,999	1,001	1,000	0,999	1,006	1,006	1,007
C. Valenciana/Aragón	1,003	1,003	0,997	0,999	1,000	1,002	1,002	1,005	1,005	1,003	1,006	1,004	1,004	1,000	0,996	0,998	0,996	0,995

Precios: Servicios (con alquiler de vivienda)



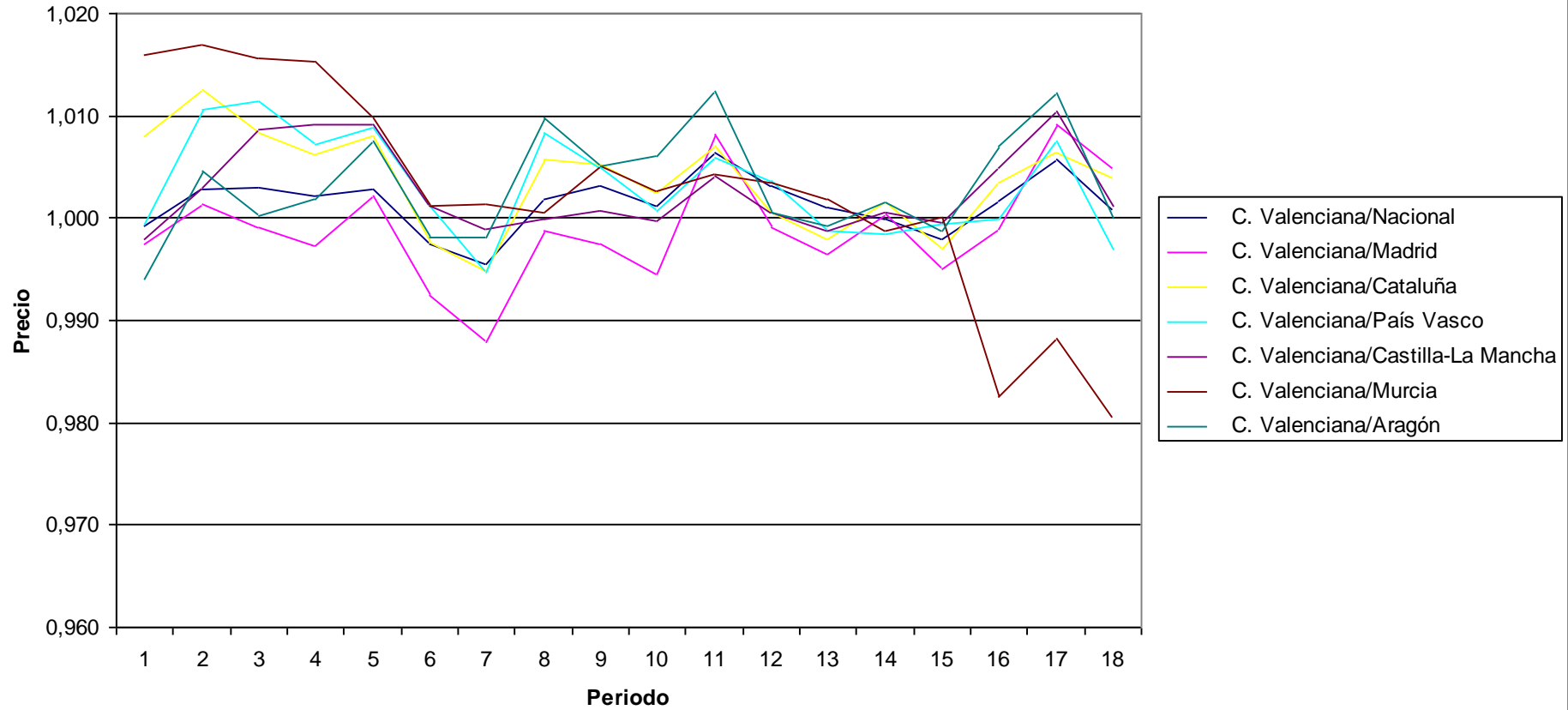
PRECIOS: Alimentos, bebidas y tabaco

Indices por comunidades autónomas de grupos especiales

Unidades: Base 2006=100

	Indice																	
	2002M01	2002M06	2002M12	2003M01	2003M06	2003M12	2004M01	2004M06	2004M12	2005M01	2005M06	2005M12	2006M01	2006M06	2006M12	2007M01	2007M06	2007M12
Nacional	84,29	86,137	87,947	88,381	88,994	91,373	91,791	93,235	94,429	95,023	96,278	98,474	99,029	100,019	101,394	102,112	103,178	108,043
Andalucía	83,894	86,272	87,751	88,135	88,957	91,145	91,34	93,501	94,339	94,943	96,596	98,024	98,467	100,189	101,424	102,119	103,507	108,279
Aragón	84,739	85,977	88,187	88,403	88,58	91,31	91,565	92,503	94,251	94,57	95,695	98,732	99,196	99,857	101,319	101,577	102,519	108,124
Asturias (Principado de)	85,142	86,794	88,484	88,732	89,461	91,524	91,876	92,903	94,098	94,487	95,821	98,258	98,93	99,841	101,506	101,788	102,811	107,734
Balears (Illes)	84,638	86,849	88,643	88,914	90,155	92,007	92,11	93,572	94,318	94,7	95,861	97,93	98,286	100,023	101,515	101,526	103,423	107,936
Canarias	85,551	88,108	88,903	89,203	91,066	92,115	92,494	94,153	94,595	95,068	95,908	97,729	98,588	100,449	100,491	101,735	103,09	108,379
Cantabria	83,728	85,317	87,36	87,776	87,777	90,77	91,011	92,327	93,425	94,062	95,22	98,056	98,595	100,175	101,491	101,665	102,563	107,667
Castilla y León	84,656	85,961	87,97	88,322	88,563	91,113	91,398	92,893	94,321	94,872	95,886	98,104	98,679	100,003	101,561	102,135	103,237	108,586
Castilla - La Mancha	84,402	86,117	87,453	87,761	88,431	91,037	91,48	93,417	94,658	95,159	96,496	98,727	99,253	99,964	101,231	101,791	102,704	107,997
Cataluña	83,558	85,304	87,486	88,015	88,534	91,356	91,863	92,878	94,233	94,901	96,204	98,72	99,337	99,86	101,493	101,929	103,124	107,691
Comunitat Valenciana	84,229	86,379	88,211	88,569	89,244	91,14	91,385	93,412	94,73	95,135	96,885	98,779	99,127	100,01	101,188	102,284	103,776	108,116
Extremadura	86,769	88,681	89,705	90,041	90,348	92,721	92,934	94,15	95,426	95,926	97,001	98,658	99,171	99,951	101,414	101,956	103,069	108,271
Galicia	85,069	86,845	88,664	89,173	89,964	91,445	92,027	93,44	93,971	94,705	96,329	98,411	98,916	99,991	101,285	101,646	102,411	107,18
Madrid (Comunidad de)	84,45	86,259	88,291	88,807	89,047	91,829	92,51	93,532	94,978	95,652	96,094	98,874	99,477	99,979	101,688	102,402	102,839	107,599
Murcia (Región de)	82,904	84,946	86,852	87,234	88,373	91,032	91,259	93,357	94,246	94,877	96,479	98,437	98,939	100,138	101,184	104,11	105,009	110,265
Navarra (Comunidad Foral de)	84,969	86,222	87,899	88,267	88,863	91,476	91,795	92,949	94,561	95,067	95,798	98,983	99,533	99,961	101,153	101,806	102,178	107,897
País Vasco	84,279	85,479	87,213	87,935	88,465	91,03	91,868	92,642	94,268	95,063	96,313	98,424	99,243	100,163	101,252	102,302	102,999	108,46
Rioja (La)	84,24	85,074	87,246	87,541	88,258	90,324	90,869	91,375	93,356	94,091	94,993	98,36	99,128	99,896	101,42	101,931	102,738	107,579
Ceuta	101,467	101,967	106,357
Melilla	103,872	104,569	109,055
C. Valenciana/Nacional	0,999	1,003	1,003	1,002	1,003	0,997	0,996	1,002	1,003	1,001	1,006	1,003	1,001	1,000	0,998	1,002	1,006	1,001
C. Valenciana/Madrid	0,997	1,001	0,999	0,997	1,002	0,992	0,988	0,999	0,997	0,995	1,008	0,999	0,996	1,000	0,995	0,999	1,009	1,005
C. Valenciana/Cataluña	1,008	1,013	1,008	1,006	1,008	0,998	0,995	1,006	1,005	1,002	1,007	1,001	0,998	1,002	0,997	1,003	1,006	1,004
C. Valenciana/País Vasco	0,999	1,011	1,011	1,007	1,009	1,001	0,995	1,008	1,005	1,001	1,006	1,004	0,999	0,998	0,999	1,000	1,008	0,997
C. Valenciana/Castilla-La Mancha	0,998	1,003	1,009	1,009	1,009	1,001	0,999	1,000	1,001	1,000	1,004	1,001	0,999	1,000	1,000	1,005	1,010	1,001
C. Valenciana/Murcia	1,016	1,017	1,016	1,015	1,010	1,001	1,001	1,001	1,005	1,003	1,004	1,003	1,002	0,999	1,000	0,982	0,988	0,981
C. Valenciana/Aragón	0,994	1,005	1,000	1,002	1,007	0,998	0,998	1,010	1,005	1,006	1,012	1,000	0,999	1,002	0,999	1,007	1,012	1,000

Precios: Alimentos, bebidas y tabaco



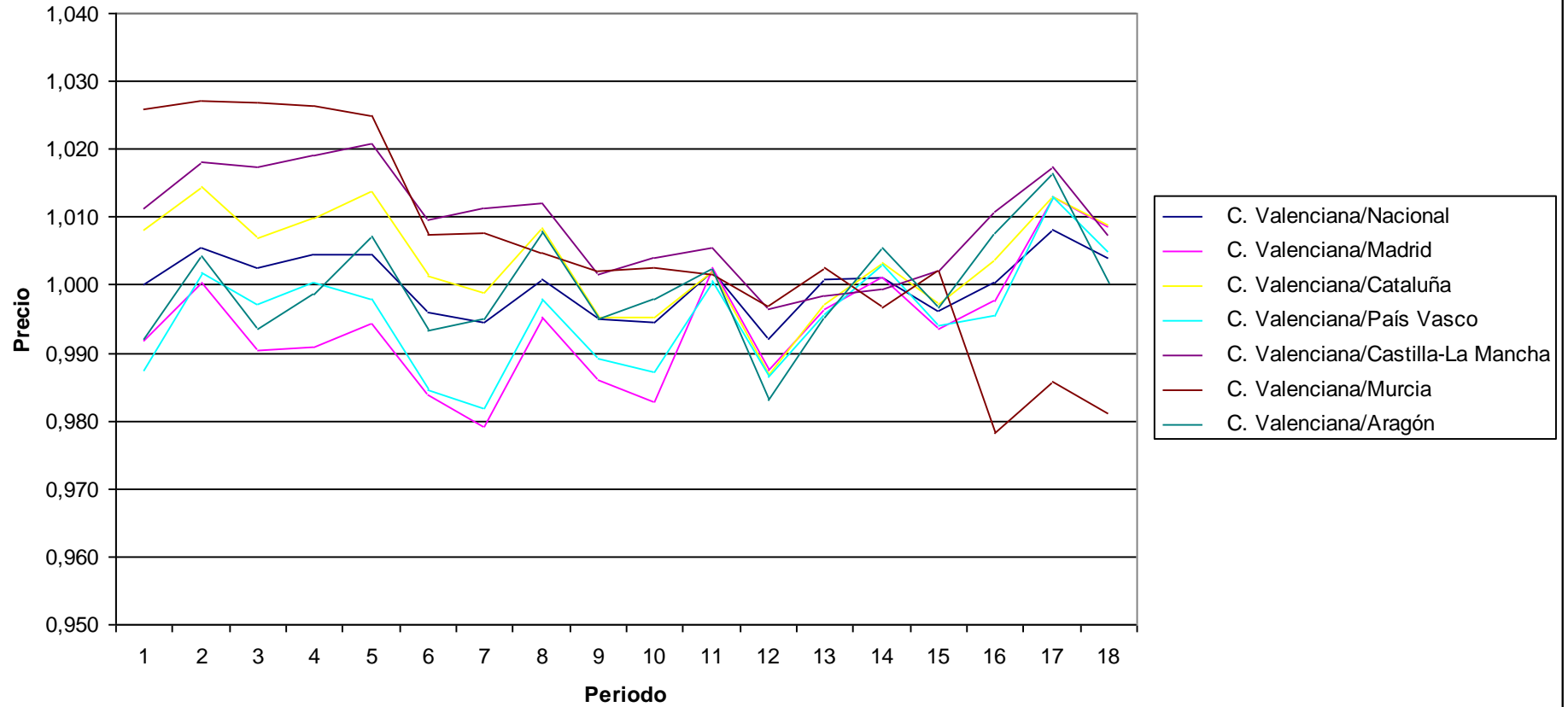
PRECIOS: Alimentos sin elaboración y productos energéticos

Indices por comunidades autónomas de grupos especiales

Unidades:Base 2006=100

	Indice																	
	2002M01	2002M06	2002M12	2003M01	2003M06	2003M12	2004M01	2004M06	2004M12	2005M01	2005M06	2005M12	2006M01	2006M06	2006M12	2007M01	2007M06	2007M12
Nacional	79,037	81,004	82,89	84,045	82,596	85,367	85,869	88,182	89,43	89,499	93,374	96,285	98,563	101,048	99,642	99,485	103,337	108,072
Andalucía	79,223	81,865	82,835	83,955	83,215	86,005	86,082	89,045	89,477	89,605	93,994	95,625	98,064	101,274	99,697	99,334	103,783	107,96
Aragón	79,678	81,103	83,658	84,527	82,373	85,606	85,825	87,567	89,412	89,188	93,342	97,172	99,135	100,622	99,584	98,766	102,505	108,515
Asturias (Principado de)	77,864	79,673	81,942	82,81	81,806	84,348	85,211	88,058	89,411	88,971	92,662	96,408	98,118	101,145	100,045	99,259	102,335	107,436
Balears (Illes)	79,147	81,921	83,216	84,535	83,022	85,17	85,285	88,403	88,794	88,496	93,149	95,631	97,961	101,112	99,369	98,897	103,687	108,147
Canarias	78,751	82,163	82,02	83,391	83,217	84,515	84,652	88,931	89,22	89,172	93,628	96,496	97,401	101,647	98,517	99,976	105,481	110,982
Cantabria	78,041	80,114	82,081	83,288	80,994	83,963	84,419	86,746	88,498	88,545	92,346	95,672	97,777	101,334	99,977	99,434	103,382	107,849
Castilla y León	79,194	80,694	82,895	84,029	82,178	85,074	85,443	87,656	89,429	89,39	92,873	96,048	98,253	100,833	99,983	99,615	103,348	108,554
Castilla - La Mancha	78,16	80	81,695	82,833	81,28	84,218	84,436	87,211	88,84	88,655	93,056	95,85	98,811	101,241	99,068	98,459	102,385	107,746
Cataluña	78,405	80,282	82,542	83,597	81,835	84,907	85,486	87,525	89,391	89,431	93,362	96,809	98,927	100,834	99,547	99,145	102,849	107,561
Comunitat Valenciana	79,049	81,442	83,108	84,414	82,968	85,022	85,39	88,257	88,972	89,012	93,564	95,52	98,652	101,168	99,266	99,516	104,175	108,517
Extremadura	81,899	83,36	84,492	85,388	84,232	86,679	86,965	89,081	90,135	90,291	93,89	95,875	98,454	101,102	99,721	99,431	103,044	107,236
Galicia	79,046	80,856	82,953	84,35	82,828	84,926	86,236	88,499	88,883	89,083	93,279	96,303	98,046	101,004	99,889	99,362	103,022	107,428
Madrid (Comunidad de)	79,691	81,414	83,906	85,183	83,451	86,422	87,197	88,682	90,232	90,557	93,324	96,723	98,995	101,058	99,914	99,756	102,836	107,597
Murcia (Región de)	77,051	79,294	80,934	82,237	80,958	84,398	84,744	87,842	88,785	88,789	93,419	95,817	98,406	101,5	99,056	101,737	105,686	110,601
Navarra (Comunidad Foral de)	79,349	80,481	82,434	83,654	81,406	84,627	85,275	86,922	88,994	88,699	92,434	96,898	98,942	100,879	99,397	99,079	102,584	108,188
País Vasco	80,051	81,296	83,352	84,377	83,145	86,351	86,96	88,44	89,944	90,17	93,509	96,835	99,085	100,867	99,869	99,971	102,848	108,015
Rioja (La)	80,077	80,186	83,032	83,782	82,378	84,57	85,083	86,626	88,837	89,129	92,017	96,523	98,766	100,64	100,104	99,648	102,56	107,25
Ceuta	101,578	101,937	105,68
Melilla	103,389	105,258	108,534
C. Valenciana/Nacional	1,000	1,005	1,003	1,004	1,005	0,996	0,994	1,001	0,995	0,995	1,002	0,992	1,001	1,001	0,996	1,000	1,008	1,004
C. Valenciana/Madrid	0,992	1,000	0,990	0,991	0,994	0,984	0,979	0,995	0,986	0,983	1,003	0,988	0,997	1,001	0,994	0,998	1,013	1,009
C. Valenciana/Cataluña	1,008	1,014	1,007	1,010	1,014	1,001	0,999	1,008	0,995	0,995	1,002	0,987	0,997	1,003	0,997	1,004	1,013	1,009
C. Valenciana/País Vasco	0,987	1,002	0,997	1,000	0,998	0,985	0,982	0,998	0,989	0,987	1,001	0,986	0,996	1,003	0,994	0,995	1,013	1,005
C. Valenciana/Castilla-La Mancha	1,011	1,018	1,017	1,019	1,021	1,010	1,011	1,012	1,001	1,004	1,005	0,997	0,998	0,999	1,002	1,011	1,017	1,007
C. Valenciana/Murcia	1,026	1,027	1,027	1,026	1,025	1,007	1,008	1,005	1,002	1,003	1,002	0,997	1,002	0,997	1,002	0,978	0,986	0,981
C. Valenciana/Aragón	0,992	1,004	0,993	0,999	1,007	0,993	0,995	1,008	0,995	0,998	1,002	0,983	0,995	1,005	0,997	1,008	1,016	1,000

Precios: Alimentos sin elaboración y productos energéticos



PRECIOS: Bienes industriales sin productos energéticos
Indices por comunidades autónomas de grupos especiales
 Unidades:Base 2006=100

	Indice																	
	2002M01	2002M06	2002M12	2003M01	2003M06	2003M12	2004M01	2004M06	2004M12	2005M01	2005M06	2005M12	2006M01	2006M06	2006M12	2007M01	2007M06	2007M12
Nacional	92,927	96,148	97,756	94,74	98,527	98,94	95,363	99,497	100,088	96,302	100,288	101,227	97,604	101,758	102,418	98,747	102,432	102,744
Andalucía	92,983	96,316	97,837	94,742	98,927	99,003	95,05	99,923	99,924	95,782	100,64	101,123	97,16	102,032	102,392	98,377	102,487	102,52
Aragón	92,644	95,969	96,818	93,96	97,84	98,156	94,642	98,974	99,717	95,623	100,028	100,972	97,021	101,814	102,427	98,778	102,763	102,862
Asturias (Principado de)	92,457	96,729	98,538	94,446	99,315	100,037	95,778	100,249	101,248	96,439	100,947	102,368	97,474	102,103	102,766	98,122	102,767	103,104
Balears (Illes)	94,33	96,695	97,876	96,192	98,59	98,813	96,031	99,475	99,968	97,634	100,274	101,075	98,452	101,28	102,115	99,648	101,704	102,155
Canarias	97,828	99,554	99,919	97,899	100,695	100,514	98,396	100,686	100,891	98,395	101,028	101,121	98,943	101,507	101,41	99,097	101,189	100,799
Cantabria	93,422	95,695	97,658	94,686	97,629	98,79	95,434	98,111	99,891	96,133	99,171	101,113	97,743	101,024	102,771	99,289	102,202	103,517
Castilla y León	93,049	95,791	98,293	94,935	98,611	99,209	95,219	99,362	100,114	96,04	99,932	101,465	97,519	101,456	102,717	98,846	102,373	103,25
Castilla - La Mancha	93,405	96,866	98,071	95,058	99,095	99,381	95,428	99,559	100,521	96,23	100,496	101,367	97,408	102,077	102,651	98,734	102,4	102,733
Cataluña	91,426	94,661	96,408	93,447	97,319	97,872	94,479	98,878	99,552	96,179	100,017	101,281	97,82	101,939	102,682	99,046	102,679	103,178
Comunitat Valenciana	93,23	96,662	97,837	95,027	98,867	98,784	95,469	99,879	100,113	96,773	100,695	101,015	97,973	101,96	101,881	98,965	102,67	102,4
Extremadura	93,744	96,642	98,44	95,253	99,175	98,96	95,378	99,878	100,072	96,242	100,31	101,183	97,384	101,68	102,314	98,091	102,355	102,258
Galicia	91,05	94,635	97,444	93,746	97,572	98,903	94,471	98,963	100,238	95,807	99,888	101,455	97,152	101,746	102,766	98,298	102,571	103,531
Madrid (Comunidad de)	94,082	97,171	98,672	95,882	99,172	99,711	96,572	99,713	100,356	96,793	100,073	100,9	97,682	101,315	102,131	98,787	101,848	102,298
Murcia (Región de)	91,493	95,88	97,178	93,709	98,366	98,802	95,34	99,756	100,01	95,613	100,721	101,56	97,437	101,864	102,507	98,163	103,011	103,157
Navarra (Comunidad Foral de)	91,438	95,728	96,735	93,442	97,891	98,569	94,56	99,3	100,026	95,8	100,658	101,137	97,469	102,1	102,231	98,109	102,885	102,821
País Vasco	94,248	96,767	98,335	95,641	98,756	99,29	95,863	99,187	100,352	96,509	99,898	101,273	97,75	101,212	102,651	98,747	102,218	103,097
Rioja (La)	90,121	94,66	96,452	92,352	97,635	97,718	93,024	99,263	99,303	94,541	101,711	102,17	96,512	103,436	103,693	97,855	104,274	103,982
Ceuta	97,363	103,726	102,462
Melilla	97,009	102,044	102,948
C. Valenciana/Nacional	1,003	1,005	1,001	1,003	1,003	0,998	1,001	1,004	1,000	1,005	1,004	0,998	1,004	1,002	0,995	1,002	1,002	0,997
C. Valenciana/Madrid	0,991	0,995	0,992	0,991	0,997	0,991	0,989	1,002	0,998	1,000	1,006	1,001	1,003	1,006	0,998	1,002	1,008	1,001
C. Valenciana/Cataluña	1,020	1,021	1,015	1,017	1,016	1,009	1,010	1,010	1,006	1,006	1,007	0,997	1,002	1,000	0,992	0,999	1,000	0,992
C. Valenciana/País Vasco	0,989	0,999	0,995	0,994	1,001	0,995	0,996	1,007	0,998	1,003	1,008	0,997	1,002	1,007	0,992	1,002	1,004	0,993
C. Valenciana/Castilla-La Mancha	0,998	0,998	0,998	1,000	0,998	0,994	1,000	1,003	0,996	1,006	1,002	0,997	1,006	0,999	0,992	1,002	1,003	0,997
C. Valenciana/Murcia	1,019	1,008	1,007	1,014	1,005	1,000	1,001	1,001	1,001	1,012	1,000	0,995	1,006	1,001	0,994	1,008	0,997	0,993
C. Valenciana/Aragón	1,006	1,007	1,011	1,011	1,010	1,006	1,009	1,009	1,004	1,012	1,007	1,000	1,010	1,001	0,995	1,002	0,999	0,996

Precios: Bienes industriales sin productos energéticos

